



NSW Department of Education

Annual Report 2023-24

education.nsw.gov.au





Acknowledgement of Country

We acknowledge that across NSW we live and work on Aboriginal land, and the many Country's that are within that footprint.

We sincerely pay our respects to Elders past and present and celebrate the diversity of Aboriginal peoples' unique cultural and spiritual relationship to Country, and their rich contribution to Australia.

The department is committed to being a strong culturally responsive and inclusive education system where every Aboriginal and/or Torres Strait Islander student is known, valued and cared for so they can learn, grow and belong.

We acknowledge our longstanding partnership agreement with the NSW Aboriginal Education Consultative Group Inc. which is based on respect, commitment, collaboration, and accountability to improve educational outcomes for Aboriginal learners.

Equity is at the cornerstone of Our Plan for NSW Public Education which aims to transform lives through learning. Our commitment to creating an equitable and outstanding education system affirms Aboriginal education is well positioned as being everybody's business.

Letter of submission to the Ministers

The Hon. Prue Car, MP
Deputy Premier
Minister for Education and Early Learning
Minister for Western Sydney
52 Martin Place
Sydney NSW 2000

The Hon. Steve Whan, MP
Minister for Skills, TAFE and Tertiary Education
52 Martin Place
Sydney NSW 2000

Dear Deputy Premier and Minister

I am pleased to submit the NSW Department of Education's 2023-24 annual report for your presentation to the NSW Parliament.

The annual report was prepared in accordance with the *Government Sector Finance Act 2018* and NSW Treasury's Annual Reporting Requirements (TPG23-10).

This report includes the department's activities, achievements and financial statements for 1 July 2023 to 30 June 2024.

Our NSW public schools report on their achievements during the school year in their annual reports and these are published on the school's website by the end of Term 1 each year.

Yours sincerely

Murat Dizdar PSM
Secretary
NSW Department of Education



Table of contents

Acknowledgement of Country	2
Letter of submission	3
Secretary's foreword	5
Overview	7
Strategy	18
Operations and performance	23
Management and accountability	45
Sustainability	165
Financial performance	175
Index	227
Contact us	228



Secretary's foreword



Public education in NSW is here to turn potential into success for every learner who steps through our doors.

The 2023–24 financial year has been guided by the strategic path set by Our Plan for NSW Public Education. Every action we take is aligned with the plan's vision for equity and excellence in every corner of our system. It commits us to offering accessible early childhood education, an enriching school life and meaningful pathways into careers or further study.

The plan puts an equity lens on a system-wide uplift, reinforces student wellbeing, backs teachers as our most important resources and is aligned with proven practices for learning gains.

I am proud of this plan because, for the first time, the department conducted extensive consultation with educators, students, support staff and communities so that we could be sure it would resonate with those on the front line of education.

Ultimately, our success lies in how well we reflect the values and aspirations of those we serve. By staying connected, we can better tailor our support and remove barriers for all learners.

We set the tone for this approach when the plan came into effect at the beginning of the 2024 school year. Principals and beginning teachers joined us at our inaugural Back to School event in February, galvanising our shared commitment to unlocking every student's potential.

Our Rural and Regional Roadshow visits in Term 2 also allowed us to witness firsthand the remarkable work happening in our schools and hear directly from principals and school staff about the challenges facing their unique settings.

This report details the progress we are making against all 6 of the plan's pillars and the groundwork we laid in the lead up to its release. Highlights include a reduction in teaching vacancies, new and upgraded schools, fee-free early childhood education and an expansion of post-school pathways.

While we are making positive gains, there are ongoing systemic issues we are committed to addressing. We are only going to run harder to resolve the teacher shortage, reduce teacher workload, close equity gaps, and improve student and staff wellbeing. We are focused on delivering explicit teaching in every classroom, with a strong focus on phonics for our younger learners.

Additional to our annual reporting, we are keeping ourselves accountable with twice-yearly updates on how we are tracking against the plan's focus areas. Our schools work assiduously to transform lives through learning and deserve a transparent view of our system's efforts to help every student learn, grow and belong.

I hope everyone who reads this annual report is filled with a sense of optimism for the future of public education in NSW. Every goal, every action and every achievement in these pages reflects a genuine effort to give every learner the brightest future possible.

Murat Dizdar PSM
Secretary
NSW Department of Education



Overview

1

About us

Our NSW public schools have been the heart of education since 1848 – preparing today’s children to succeed and build better communities tomorrow. Our schools have shaped our nation’s leaders, global sports legends, esteemed scientists and countless individuals who uplift our community.

We educate and inspire lifelong learners – from early childhood, through schooling to vocational education and training.

We ensure young children get the best start in life by supporting and regulating the early childhood education and care sector. We unlock excellence and unleash the potential of two-thirds of NSW school children. We offer strong transition programs from school into the workplace or further study, drawing on collaborations with universities and industry.

We are proud to be public and the largest education system in Australia.



Our purpose



Our purpose is to prepare young people for rewarding lives as engaged citizens in a complex and dynamic society.

Our commitment



Every student learns, grows and belongs in an equitable and outstanding education system.

Our department values

Our department values guide how we go about our work and make decisions every day. They form the foundation of what it is like to work for Education and what we expect of one another.



Excellence – strive for the best together

- We have high expectations and we continually seek to improve ourselves and our work.
- We strive to excel and invite the best ideas from everyone in and outside the department.
- We use and share evidence, research and data to underpin policy and practice.
- We welcome collaboration and learning with others.



Accountability – it’s up to every one of us

- We take responsibility for decisions and outcomes.
- We allocate and use resources efficiently and effectively.
- We monitor and review performance to drive improvement.



Integrity – do what’s right, every day

- We act professionally with honesty and consistency.
- We communicate clear expectations.
- We are transparent with information and our decisions.



Trust – be what you say

- We build relationships based on transparency, honesty and mutual respect.
- We support one another.
- We respect others’ expertise, experience and points of view, and listen with an open mind.



Equity – lift people up

- We ensure that every student has access to high-quality public education.
- We respect diversity and the views and contributions of others.
- We treat people fairly.



Service – students at the centre

- We are flexible, innovative, responsive and reliable.
- We provide coordinated and aligned services to enhance teaching and learning.
- We work openly in partnership with parents, communities and organisations.

Our students and community

We serve our students and community from early childhood, through schooling to vocational education and training.

Early childhood

Table 1: NSW public preschools profile

Category	Number
Total number of department-operated preschools	101
Number of public preschools in Sydney metropolitan area	61
Number of public preschools in regional and rural areas	40
Number of department-operated preschool classes	133

Source: NSW Department of Education

Table 2: NSW early childhood education services profile

Category	Number
Number of early childhood education services in NSW	5,979

Source: Australian Children's Education and Care Quality Authority, as at 1 April 2024.

Table 3: Department-funded community-based preschools and long day care services

Category	Number
Number of services funded under Start Strong for Long Day Care	3,380
Number of community and mobile preschools funded under Start Strong for Community Preschools	734

Source: NSW Department of Education, Start Strong Program

Table 4: Children in preschool or outside school hours care

Category	Number
Number of children enrolled in a public, community or mobile preschool who are in the year before full-time school ¹	22,400
Number of children enrolled in a long day care or centre-based day care ¹	58,000
Number of children attending outside school hours care ²	178,000

Source:

1. Australian Bureau of Statistics (ABS), Preschool Education 2023.

Approximate numbers.

2. Department of Education (Australian Government), Child Care Subsidy report, March 2024

Public schools

Table 5: NSW public school enrolments, 2023

Category	Number
Total full-time and part-time primary and secondary students	786,434
Full-time primary and secondary students	784,690
Full-time primary students	474,455
Full-time secondary students	310,235
Part-time secondary students	1,744
Preschool students	4,236
Children in early intervention classes	727

Notes: As at 4 August 2023. The number of preschool students and children in early intervention classes is not included in the full-time primary and secondary enrolments total, consistent with Schools Australia. Total full-time and part-time primary and secondary students are calculated by headcount. Part-time students are counted as one regardless of their study load.

Table 6: NSW public school enrolments, 2023

Category	Number
Male students	407,550
Female students	378,884
Students with a language background other than English	306,269
Aboriginal and/or Torres Strait Islander students	73,518
Students in support classes	24,372
Students in schools for specific purposes	6,198

Notes: As at 4 August 2023. Student numbers are presented as headcount. Number of students with a language background other than English does not include preschool students.

Table 7: NSW public schools, 2024

Category	Number
Total number of schools	2,214
Primary schools	1,604
Secondary schools	405
Schools for specific purposes	117
Central and community schools	66
Environmental education centres	22

Notes: The number of schools in the table are correct as at 30 June 2024. The total number of schools differs from figures published by the ABS, which only counts schools that have permanent enrolments for 4 or more continuous weeks, therefore excluding environmental education centres, some schools for specific purposes, and the Open High School. A multi-campus college is reported by the ABS as one school, but campuses are reported individually here.

Table 8: Student-to-teacher ratios in NSW public schools, 2023

Category	Ratio
Overall student-to-teacher ratio	14.1
Primary student-to-teacher ratio	14.9
Secondary student-to-teacher ratio	13.2

Notes: As at 4 August 2023. The data considers full-time equivalent enrolments. The number of preschool students and children in early intervention classes is not included in the primary student-to-teacher ratio, consistent with Schools Australia.

Note for Tables 5 to 8: Figures, except for the total number of schools, are consistent with ABS Schools Australia (cat 4221.0) counting rules, and ratios are calculated using FTE students and teachers.

Source for Tables 5 to 8: NSW Department of Education Statistics and Measurement Unit, Centre for Education Statistics and Evaluation, Mid-Year Census collection.

Table 9: Enrolments of NSW public school students with a language background other than English, by language, 2023

Language	Number
Indian languages	69,788
Chinese languages	47,080
Arabic	40,890
Vietnamese	16,015
Filipino/Tagalog	10,447
Korean	8,165
Spanish	7,805
Samoan	7,755
Greek	5,951
Assyrian/Chaldean	4,742
Indonesian	4,580
Tongan	4,474
Dari	4,376
Thai	4,092
Persian (excluding Dari)	3,988
Japanese	3,747
Turkish	3,630
Italian	3,607
French	3,426
Russian	3,143
German	2,962
Macedonian	2,951
Portuguese	2,951
Other	39,704

Source: NSW Department of Education Statistics and Measurement Unit, Centre for Education Statistics and Evaluation. Language Background Other Than English census, 2023.

Notes: Preschool students are not included in the table.



Vocational education and training

Table 10: Smart and Skilled student profile¹, 2023-24

Category	Total
Commencements	169,169
Completions ²	80,313
Commencements, male students	73,815
Commencements, female students	94,810
Commencements, Aboriginal and/or Torres Strait Islander students	19,130
Commencements, students with disability	7,875
Commencements, students living in a regional area	32,472
Commencements, students living in a remote area	10,187

Notes:

1. Smart and Skilled includes only contestable government-funded VET, covering training up to and including Certificate III for TAFE and up to and including advanced diploma for non-TAFE providers. TAFE Targeted Priorities Full Qualifications and School Based Apprenticeships and Traineeships are excluded.
2. Successful completions in part qualifications have also been included (in previous years, only successful completions in full qualifications were included).

Table 11: Smart and Skilled provider profile, 2023-24

Category	Commencements	Number of providers
TAFE	98,895	1
Private	64,307	418
Adult and Community Education	5,967	31

Notes: TAFE Targeted Priorities Full Qualifications and School Based Apprenticeships and Traineeships were excluded.

Table 12: Apprentices and Trainees profile, 2023-24

Category	Total
Contracts approved	60,785
Completions	31,548
Contracts approved, male students	39,431
Contracts approved, female students	21,312

Notes: Commonwealth apprenticeships excluded.



Our people

Early Childhood Outcomes

The Early Childhood Outcomes division ensures all children make a strong start in life and learning and a successful transition to school. By transforming lives through improving access to high-quality early childhood education and care, the division improves child development outcomes and contributes to women's economic participation.

Education and Skills Reform

The Education and Skills Reform division drives innovation, reform and policy development based on strategic analysis and evaluation, aligned with external relations for the education system. The division includes our Centre for Education Statistics and Evaluation and works with the non-government schools sector, vocational and higher education sectors, and other government departments.

Operations

Operations Group is responsible for providing high quality services and support to the education system and supporting and regulating NSW's early childhood education and care sector. This includes overseeing effective operational practices and governance, simplifying administrative processes, and providing guidance and undertaking sourcing activities for all procurements.

People

People Group drives our school and education support workforce by attracting, recognising and retaining an inclusive and diverse world-class team who puts learners at the centre. The group enables a learning culture where people work together to deliver an exceptional education system, supports our wellbeing, safety and sense of belonging, grows leadership capability, and ensures an environment of ethical and professional standards.

Public Schools

The Public Schools division leads and directs the operation of more than 2,200 NSW public schools. The division aims to maximise academic achievements of all students and provide equitable opportunities, experiences and outcomes to transform lives through learning. The division supports principals, teachers, school staff and students in all public schools across 8 directorates. The division also leads, designs and delivers high quality supports, systems and processes that enables schools to achieve and sustain excellence in learning, teaching and leading.

School Infrastructure

School Infrastructure is responsible for delivering educational infrastructure that meets the needs of a growing population, supports improved student outcomes, and helps provide safe and inclusive environments for our learners. The division leads a key enabler for Our Plan for NSW Public Education in delivering new and upgraded facilities to ensure every student has access to high quality, inclusive, sustainable learning environments at their local public school.

Strategic Priorities

The Strategic Priorities division leads cross-department priorities to support and contribute to achieving the outcomes of Our Plan for NSW Public Education. The division's priorities are driving teacher workload reduction initiatives, conducting an internal health check of NSW public school funding, and reviewing distance education to enhance access, equity and opportunity for students.

Teaching, Learning and Student Wellbeing

The Teaching, Learning and Student Wellbeing division improves educational and wellbeing outcomes for every student. The division develops and delivers programs and professional learning to build effective teaching practices and strengthen



educational and instructional leadership, provide high-quality, evidence-based curriculum resources, and increase student literacy and numeracy.

Office of the Secretary

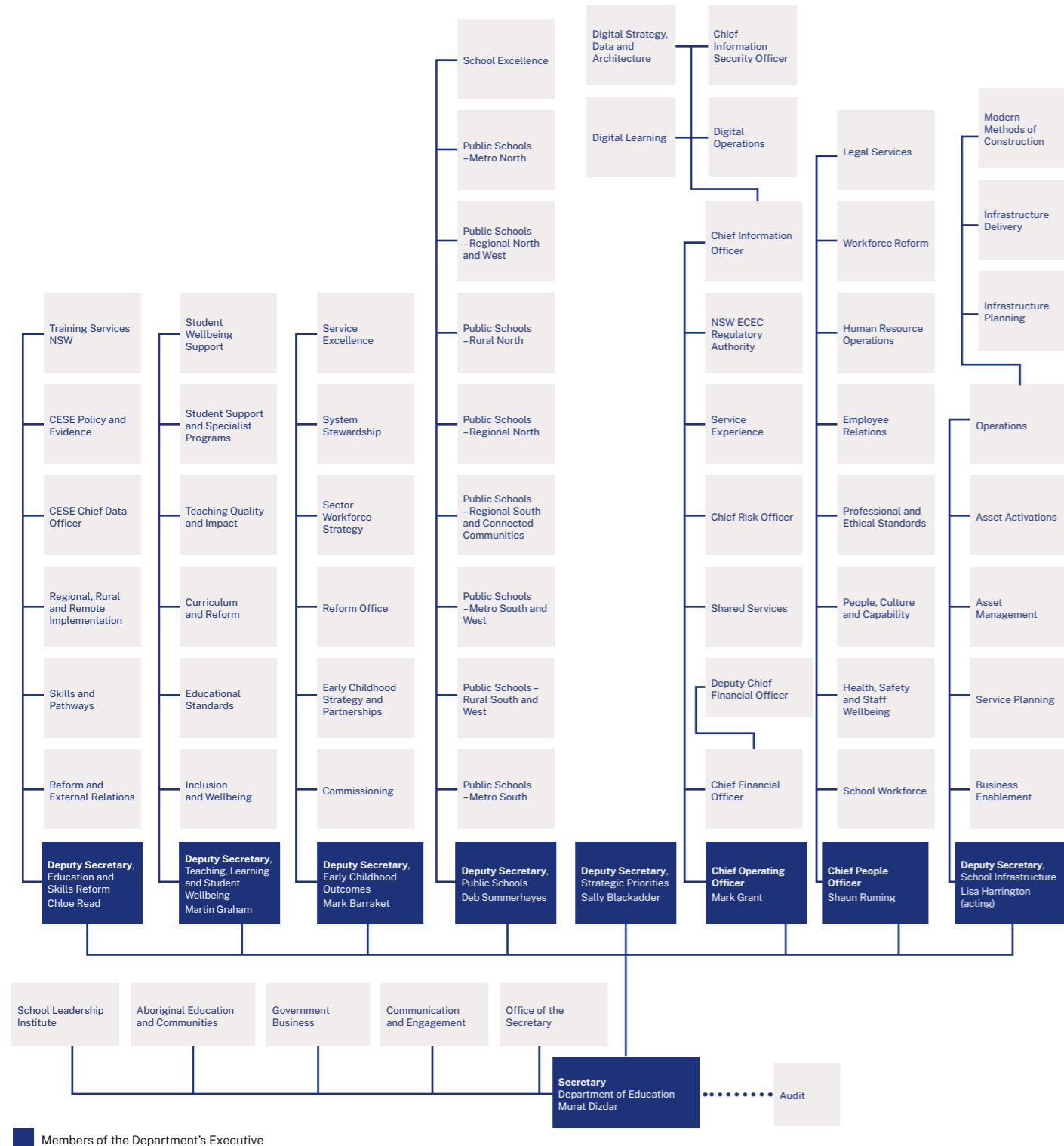
The office supports the work of the Secretary and manages key stakeholder relationships to help deliver the department's strategic objectives. Specifically, the directorates in the Office of the Secretary provide secretariat support for the Executive, support ministerial offices and coordinate responses to Cabinet and cross-government business, lead communications, media and correspondence, and deliver on Connected Communities, a strategy co-constructed with the NSW Aboriginal Education Consultative Group Inc. to improve equitable access and outcomes for Aboriginal and/or Torres Strait Islander students and those in complex communities.



Organisational chart

As at 30 June 2024, the department's structure is represented in this organisational chart.

The latest chart is available on the department's website at education.nsw.gov.au/about-us/our-people-and-structure/organisational-chart.



Our leadership group

As at 30 June 2024, the Executive comprised:

- Murat Dizdar PSM, Secretary and Chair, (BEd, Secondary Humanities)
- Chloe Read, Deputy Secretary, Education and Skills Reform (MA Hons, MComp)
- Martin Graham, Deputy Secretary, Teaching, Learning and Student Wellbeing (BA Political Science/ Government and Psychology, MPsychology, MPublic Policy Hons)
- Mark Barraket, Deputy Secretary, Early Childhood Outcomes (DipTeach (Pri), PCIL)
- Deborah Summerhayes PSM, Deputy Secretary, Public Schools (BA Hons, DipEd., PCIL)
- Mark Grant PSM, Chief Operating Officer, Operations Group (DipTeach, BEd, MStudEd, PCIL)
- Shaun Ruming, Chief People Officer, People Group (BBus (HR), MBA)
- Lisa Harrington, Acting Deputy Secretary School Infrastructure (BA Communications, Journalism)
- Sally Blackadder, Deputy Secretary, Strategic Priorities (BCommerce, MBA, CA)

The following changes to the Executive occurred during 2023-24:

- Ruth Owen (BA Hons) was Chief Operating Officer, Operations Group until 13 August 2023.
- Sally Blackadder (BCommerce, MBA, CA) was Acting Chief Operating Officer from 20 September 2023 to 28 January 2024.
- Simone Walker (BSocWork, GradDip Communications) was Group Deputy Secretary, School Improvement and Education Reform Group until 1 October 2023.
- Leanne Nixon (BA, GradDipEd, MEdSt) was Deputy Secretary, Learning Improvement until 10 January 2024.
- Anthony Manning was Chief Executive Officer, School Infrastructure until 16 February 2024.
- Paul Towers (B. Science, Civil Engineering) was Acting Deputy Secretary, School Infrastructure from 17 February 2024 to 24 May 2024.
- Gillian White (B.Arts/Law, LLM) was Deputy Secretary, Early Childhood Outcomes until 3 September 2023.

Strategy

2

Our Plan for NSW Public Education

Our Plan for NSW Public Education was released in October 2023 and sets our direction and priorities from 2024 to 2027.

Our mission is to transform lives through learning. Our commitment is that every student learns, grows, and belongs in an equitable and outstanding education system. Our approach has been informed by evidence and insights from engagement with our education community.

We believe in every student and support them to achieve their potential by enabling lifelong learning. Students will be prepared for life as informed, critical thinkers with a love of learning – ready to contribute to the world as active citizens.

Our commitment to equity and excellence means every student can learn, grow and belong at school. They do this in a safe and inclusive environment that celebrates the strength of our vibrant, diverse and multicultural community.

We are committed to improving the status of the teaching profession as well as the wellbeing of our teachers and staff – by addressing workload concerns and supporting teachers to do their core job of teaching and leading students.

Our Plan for NSW Public Education is on our website at education.nsw.gov.au/about-us/strategies-and-reports/plan-for-nsw-public-education.

Our other strategies, which feed into Our Plan for NSW Public Education, are available on our website at education.nsw.gov.au/about-us/strategies-and-reports.



Our Plan for NSW Public Education

Transforming lives through learning

Our plan is built on the power of public education to provide opportunities for all and transform lives through learning. Our plan sets our direction and priorities for the coming years, and harnesses the commitment of our teachers and schools to provide an outstanding education for every learner. Our approach has been informed by evidence and insights from engagement with our education community.

Our commitment

Every student learns, grows and belongs in an equitable and outstanding education system.

Acknowledgement of Country

We recognise the Traditional Custodians of the lands where we learn, work and live, paying respect to Elders past and present as teachers of knowledge, songlines and stories. We strive to ensure every NSW Aboriginal and/or Torres Strait Islander learner achieves their potential through education.



Together we will	Advance equitable outcomes, opportunities and experiences	Strengthen trust and respect for the teaching profession and school support staff	Give children the best start in learning	Deliver outstanding leadership, teaching and learning	Strengthen student wellbeing and development	Provide meaningful post-school pathways
With actions that	<ul style="list-style-type: none"> Foster a culture that values diversity by advancing reconciliation and eliminating barriers Ensure schools have access to the staff and specialists they need Prioritise resources where they are needed most Develop targeted, differentiated, evidence-informed initiatives and supports Embed diverse learner, family and staff voices in decision-making Provide broad, inclusive and rich curriculum with strong co-curricular activities 	<ul style="list-style-type: none"> Address staffing shortages Attract and retain more high-quality teachers, especially in high-need locations and specialist subject areas Ensure initial teacher education is fit-for-purpose by partnering with the university sector Improve staff wellbeing Address workload pressures to ensure a manageable workload for all staff Support staff development through high-quality and accessible professional learning Make public education a more attractive career with more quality career pathways Strengthen development for leaders at all stages of their careers 	<ul style="list-style-type: none"> Increase enrolment and participation in preschool for all children Build new public preschools co-located with public primary schools Create better transitions between early education and primary school Deliver the NSW Aboriginal Children's Early Childhood Education Strategy 	<ul style="list-style-type: none"> Support schools to deliver school excellence through continuous improvement Deliver effective teaching practices including explicit teaching and effective feedback underpinned by high expectations Strengthen educational and instructional leadership Provide high-quality, evidence-based curriculum resources Increase student literacy and numeracy Strengthen high-quality assessment Improve how data is used to inform teaching 	<ul style="list-style-type: none"> Implement evidence-informed, whole-school wellbeing approaches Create positive school cultures that value student voice Build partnerships with students and families to connect them with the support they need Provide equitable access to services by building partnerships across agencies Expand counselling services in schools Improve support for students at all transitions through school Ensure schools are inclusive and safe 	<ul style="list-style-type: none"> Enhance access to high-quality vocational education and training (VET) in schools, school-based apprenticeships and traineeships, and HSC pathways Support, inform and inspire all students to choose post-school pathway options aligned to their goals Improve access, opportunities and choice across post-school pathways including university, training and work for all students
So	Every learner receives a high-quality education that enables them to excel	Our teachers and staff feel valued, included and supported to perform at their best	All children have the best start in life	Every student achieves ambitious learning goals every year	Every student is known, valued and cared for	Every student finishes school ready to succeed in their chosen pathway as an informed, responsible citizen
And we'll measure success by	<ul style="list-style-type: none"> Reducing gaps in student outcomes, due to structural inequities Increasing community confidence in public education 	<ul style="list-style-type: none"> Increasing the number of school staff so supply meets demand Increasing the proportion of teachers and school staff who feel valued, trusted and respected in their profession 	<ul style="list-style-type: none"> Increasing the proportion of children enrolled in preschool Increasing the proportion of children who are developmentally on track 	<ul style="list-style-type: none"> Improving literacy and numeracy outcomes for all students Increasing the proportion of students completing Year 12 in public schools 	<ul style="list-style-type: none"> Increasing the proportion of students reporting a sense of belonging Increasing attendance rates 	<ul style="list-style-type: none"> Increasing the proportion of students who take up university, training or work in the year after school

Enabled by



Support services that are efficient, effective and easy to access



School infrastructure that meets the needs of a growing population and supports improved student outcomes

Our values



Excellence



Integrity



Equity



Accountability



Trust



Service



Operations and performance

3



Our year in review

The 2023-24 year has been a year of significant change for public education in NSW. We began implementing Our Plan for NSW Public Education from Term 1 2024 – the department’s roadmap to transform lives through learning. It’s the first strategic plan built on the voices of our school communities, including teachers, parents and leaders in public education.

Every initiative in the plan is designed to address the needs of learners and educators in the public system. This includes better access to early learning, enriching primary and secondary schooling, and meaningful pathways into careers or further education. The department’s vision is to build an equitable and outstanding system where every student learns, grows and belongs.

One of the most significant outcomes for the year was securing an agreement with the NSW Teachers Federation for the largest teacher pay rise in decades. This historic achievement made our beginning and most experienced teachers the highest paid in the country.

NSW public schools also began the 2024 school year with 460 fewer teacher vacancies compared to 2023, a 20% improvement in the department’s quest to tackle the ongoing teacher workforce shortages.

The Temporary Workforce Transition Program was another major success. More than 16,000 teachers and support staff moved into permanent roles, creating greater stability and consistency in schools.

Meanwhile, the trial of the School Admin Improvement Program provided more than 400 schools with over 600 full-time equivalent school administration and support staff to ease workload pressures. The program’s outcomes will inform the future phases of the trial.

Following the line-by-line audit of all department policies and procedures, the department consolidated more than 360 policy documents into around 180 and improved our Policy Library to make those policies easier to find, understand and implement. This aims to help school staff focus on teaching and supporting students without spending time on overly complex administrative processes.

2023-24 also saw the launch of a new Staff Wellbeing Strategy, outlining a clear vision for all staff to feel supported, valued and able to perform at their best. The strategy is already making a difference, with a new team dedicated to delivering professional learning and direct support to schools.

Student welfare has remained a foremost priority. The introduction of a mobile phone ban in schools had a remarkable impact, with teachers reporting less distraction in the classroom and more active engagement between peers in the playground. Coupled with the new Student Behaviour policy and revised suspension and expulsion procedures, students are supported to learn in safe, responsible, and respectful environments.

To enhance the quality of teaching and learning, the department released a statement on explicit teaching in NSW public schools. This established a shared understanding of effective practice across all classrooms, which schools could explore during a staff development day aligned to the new curriculum.

With equity a central focus, 2023-24 marked the permanent establishment of the Small Group Tuition Program, which supports literacy and numeracy improvement in every school.

The department combined 2 divisions focused on Aboriginal education to establish a new Aboriginal Education and Communities directorate, enabling us to better serve Aboriginal and/or Torres Strait Islander students and communities. The launch of

the Rural and Remote Education Implementation Plan was an important step in addressing critical issues like staffing, teacher housing, and professional development in regional NSW.

In early childhood education, the department remained dedicated to giving children the best start to lifelong learning. This included consulting on the location of 100 new public preschools, providing fee relief to families of up to 200,000 children, and performing health and development checks on students before they start Kindergarten.

The department’s focus on providing meaningful post-school pathways has also grown. The Education Pathways Program now offers vocational and employment opportunities in an additional 20 schools, including all those in the Connected Communities Strategy. The Regional Industry Education Partnerships Program became an ongoing program in February 2024, allowing students to engage directly with industry and explore options for their future.

Our activities and achievements aligned to Our Plan for NSW Public Education are provided in this section.

Advance equitable outcomes, opportunities and experiences

Every learner receives a high-quality education that enables them to excel.

Reduce gaps in student outcomes due to structural inequities

Supporting students with disability

The number of support classes for students with disability increased by more than 200 classes to assist 1,500 more students. A range of [programs and services](#) are available in NSW public schools to help students with disability and additional learning and support needs get the most out of school.

Supporting Aboriginal and/or Torres Strait Islander students

All schools incorporate excellence and improvement measures for all Aboriginal and/or Torres Strait Islander students in their Strategic Improvement Plan (SIP) and detail the initiatives to improve learning outcomes.

Our annual [Nanga Mai Awards](#), now in its 19th year, celebrates and recognises the educational achievements of Aboriginal and/or Torres Strait Islander students and excellence in Aboriginal education. The awards are held in Term 4 each year.

Supporting rural and remote students

Our [Rural and Remote Education Implementation Plan](#) was released in February 2024 and outlines how the department is delivering the Rural and Remote Education Strategy. The plan outlines 3 key initiatives that are the focus of our delivery in 2024: tailored housing support; strengthening professional connections; and rural and remote staffing support. The implementation plan also sees 14 department initiatives being reviewed through a program assurance methodology to identify best practice in rural and remote education.

Supporting students from a language background other than English

The [New Arrivals Program](#) provides additional teaching support to schools that enrol eligible newly arrived students who speak English as an Additional Language or Dialect (EAL/D). The program includes targeted funding for new arrival students, specific support for refugee students and assistance with parent communication. These measures help to improve student outcomes.

Increase community confidence in public education

Supporting high potential and gifted students

In March 2024, we announced that every NSW public school will offer [high potential and gifted education](#) opportunities and programs. A taskforce was assembled to deliver training and resources to schools from 2025.

Ensure schools have access to the staff and specialists they need

Funding to support the release of [Anti-Racism Contact Officers](#) (ARCOs) was increased in 2024. This allows teachers, who are also ARCOs, to be released from duties to deliver anti-racism advice and support.

A new support model was put in place that sees the Team Around a School reach out to provide support at key junctures, such as when a student reaches the maximum number of days of suspension.

Strengthen trust and respect for the teaching profession and school support staff

Our teachers and staff feel valued, included and supported to perform at their best.

Increase the number of school staff so supply meets demand

Address staffing shortages

NSW public schools started 2024 with a 20% drop in teacher vacancies, compared to the same time in 2023 due to our ongoing recruitment and retention initiatives.

Our Teacher Re-engage program saw around 150 former teachers return to teaching across 600 public schools. Dedicated relief teaching was provided under the Teachers in the Field Classroom Cover program and the Teacher Relief Support for Winter program. These programs connected schools with casual teachers.

Attract and retain more high-quality teachers, especially in high-need locations and specialist subject areas

Priority recruitment was expanded to now support over 110 schools – focusing on regional, rural and remote schools.

The [Grow Your Own](#) program was expanded to include a local teacher pipeline. This pathway supports local community members to become teachers in the high demand regions of western Sydney, Dubbo, Queanbeyan and the Murray. The program offered comprehensive support to over 350 teachers in training.

Teachers in the 2024 Mathematics Retraining Program began their fully funded study programs in January to fill the need for teachers in this specialist subject area.

Through the [Mid-Career Transition to Teaching Program](#), 10 STEM teachers were permanently appointed in public high schools.

Ensure initial teacher education is fit-for-purpose by partnering with the university sector

We partnered with universities to update Initial Teacher Education (ITE) programs to ensure core content, such as classroom management and how to teach reading and writing effectively, is included.

Increase the proportion of teachers and school staff who feel valued, trusted and respected in their profession

Address workload pressures to ensure a manageable workload for all staff

Reducing workload for our teachers is a top priority. Initiatives included streamlining External Validation, adding to the Universal Resources Hub, updating mandatory training, and reducing the volume and impact of changes each term.

We provided guidelines for digital communication outside school hours to respect our teachers' time.

An additional 621 support staff were provided to 419 schools as part of the first phase of the School Admin Improvement Program trial to help reduce our teachers' administrative workload.

Improve staff wellbeing

Our [Staff Wellbeing Strategy 2024-27](#) and implementation plan were launched earlier this year. A specialist staff wellbeing team was formed to provide on-the-ground support to schools and workplaces. They have actioned 270 school-based referrals and 33 from the education support office. We also delivered a series of principal and early career teacher connection days across various rural locations.

Give children the best start in learning

All children have the best start in life.

Increase the proportion of children enrolled in preschool

Build new public preschools co-located with public primary schools

In Term 1, we announced the sites for 100 new public preschools to be built on public school sites by 2027, the largest expansion in NSW history. Nearly half of the new preschools will be delivered in regional areas of NSW to meet the needs of families who do not currently have access to a preschool program.

We awarded over 2,000 scholarships to early childhood teachers and educators, doubling last year's number.

Increase enrolment and participation in preschool for all children

Families of up to 200,000 children in NSW benefited from the largest-ever investment in early education fee relief, totalling \$430 million.

We funded over 770 Community and Mobile Preschools, provided additional targeted equity loading to over 590 community and mobile preschools, and provided fee relief to 3,380 long day care services.

We provided funding for approximately 3,200 children with disability and additional needs to participate in community and mobile preschools.

We exceeded our Closing the Gap target for 95% of Aboriginal and/or Torres Strait Islander children to participate in early childhood education in the year before school.

100
new public
preschool sites
announced



Increase the proportion of children who are developmentally on track

Development checks for children

Through our Brighter Beginnings initiative, we partnered with NSW Health to provide free health and development checks for 4-year-olds in early childhood education and care services. These checks help to identify what support a child might need before they start school.

Deliver outstanding leadership, teaching and learning

Every student achieves ambitious learning goals every year.

Improve literacy and numeracy outcomes for all students

Increase student literacy and numeracy

The Small Group Tuition program was established as a new permanent literacy and numeracy program that builds on 3 years of COVID Intensive Learning Support Program learnings, research, evaluations, and stakeholder feedback. The program provides additional literacy and numeracy support for students and it is available in every NSW school.

Resources and professional learning were delivered during a roadshow in Term 2. The roadshow introduced educators with explicit literacy and numeracy strategies to support learners in the program. Resources included Small Group Tuition program guidelines, newsletters, community of practice and microlearning modules.

Deliver effective teaching practices including explicit teaching and effective feedback underpinned by high expectations

Every student should experience explicit teaching in the classroom when learning is new or complex. Explicit teaching allows students to gain foundational skills and knowledge, and they can then apply their learning with greater independence.

The department is working to ensure explicit teaching is being delivered in every classroom in every school. In Term 1 we released the Explicit Teaching in NSW Public Schools statement to deepen understanding of explicit teaching and to support professional discussion.

The Term 2 school development day focused on new curriculum resources and strategies to deepen explicit teaching practice.

Permanent literacy and numeracy program in every NSW public school



Strengthen educational and instructional leadership

Our School Leadership Institute (SLI) delivered a wide range of leadership development programs and resources for current and aspiring school leaders.

In-depth leadership development programs for classroom teachers, middle leaders, senior leaders, and new and experienced principals were introduced or continued. These included the world-class Middle Leadership Development Program, and an expanded Principal Leadership Learning Program.

Cohort 2 of the world-class Middle Leadership Development Program began for 215 participants and 42 facilitators in Term 1.

The new Regional, Rural and Remote Middle Leader Program commenced in Term 2. The program provides evidence-informed, practical strategies and networking opportunities to assistant principals and head teachers.

School leaders were able to access a growing library of on-demand leadership resources to support their practice. This includes the SLI's Leadership in Focus podcast.

A new program supporting the leadership growth of Directors, Educational Leadership began in Term 1.

Strengthen student wellbeing and development

Every student is known, valued and cared for.

Increase the proportion of students reporting a sense of belonging

Ensure schools are inclusive and safe

On Day 1, Term 1 2024, we introduced the new Student Behaviour policy which included a new scale of measures to support positive student behaviour. Professional learning and resources, such as the [behaviour support toolkit](#), were provided. The Vaping Roundtable was established to address the growing issue of vaping in NSW schools. Updated curriculum resources were released alongside professional learning.

Create positive school cultures that value student voice

The [Minister's Student Council](#), known as the DOVES, involves 27 student representatives from across NSW public schools – 3 students from each of the Public Schools directorates and Connected Communities. The DOVES meets 3 times per school term and quarterly with the Minister to discuss various education or student issues, propose solutions and strategise how to effect change across the system. The DOVES provided feedback on a range of policy initiatives.

The Skills and Pathways Advocacy and Representative Committee (SPARC) was established in January 2024 as a platform for genuine consultation and shape the policies, programs and initiatives on skills and pathways. SPARC comprises 12 young leaders aged between 17 to 22 years old from various backgrounds across NSW. SPARC has contributed to the NSW VET Review, worked with the department on various skills and pathways projects and created a youth client satisfaction survey for the Get Back in the Game program participants.

Over
2,000
wellbeing
specialists



Increase attendance rates

Implement evidence-informed, whole-school wellbeing approaches

We launched a new phase of our [Every Day Matters](#) campaign for the 2024 school year to raise parent, carer and community awareness on the importance of student attendance at school. Student attendance increased from 85.2% in 2022 to 88.1% in 2023. A range of resources for parents, carers and schools were also released.

We expanded the student wellbeing external programs catalogue to include programs that address respectful relationships and consent education. We also expanded the Foodbank School Breakfast 4 Health program to an additional 68 schools in NSW.

Mobile phones were banned in all NSW public schools from Term 4 2023 after consultation with teachers, students, parents and carers. The ban aimed to improve student learning and concentration, and encourage students to socialise more. Schools reported higher engagement between students and during class time, and an increase in participation by students in physical activity during breaks.

Expand counselling services in schools

In Term 1 2024, 86 new school counsellors and psychologists began employment providing greater access to the [School Counselling Service](#) for students.

Provide meaningful post-school pathways

Every student finishes school ready to succeed in their chosen pathway as an informed, responsible citizen.

Increase the proportion of students who take up university, training or work in the year after school

Enhance access to high-quality vocational education and training (VET) in schools, school-based apprenticeships and traineeships, and HSC pathways

We expanded the [Educational Pathways Program](#) to 20 more schools this year, mostly in regional, rural and remote areas. The program introduces public high school students to a range of vocational training and employment pathways and helps them undertake school-based apprenticeships or traineeships (SBAT). The program has now been delivered in 171 public high schools.

This year, we made the [Regional Industry Education Partnership](#) program an ongoing service to enable more secondary students to connect with industry professionals and enhance their employability.

Support, inform and inspire all students to choose post-school pathway options aligned to their goals

We released new resources to attract women to trades careers as part of the [Women in Trades Strategy 2021-2024](#). From the Promising Practice Review to the Life Phases Report, each resource is a step towards increasing women's representation in traditionally male-dominated trades.

We provided professional learning to over 1,600 teachers to build their capacity to lead and deliver career education to students.

Improve access, opportunities and choice across post-school pathways including university, training and work for all students

The 1,000 [NSW Public Sector Apprentices and Trainees Program](#) saw the commencement of 221 additional apprentices and trainees across 30 NSW public sector agencies and State Owned Corporations. Of the 221 apprentices and trainees that commenced, 18% identified as Aboriginal and 97% of all round one commencements are still employed.

We continued to support fee-free study in the vocational education and training sector, rolling out an additional 300,000 places this year.

The [NSW VET Review](#) concluded in June 2024. This was a NSW Government election commitment to comprehensively review the NSW VET system and recommend opportunities to better meet the skills needs of NSW and its students. The review was led by an independent panel that was supported by the department.

Cancellations of apprenticeships and traineeships in NSW have reduced by 13% in 2024 compared to the same period in 2023. This was supported with increased regulatory monitoring, supervisor workshops and learner support such as improved matching of work for apprentices and trainees.

The department continued to support the Country Universities Centre (CUC) program and a new CUC Mudgee Region was officially opened in March 2024. An [independent evaluation](#) of the CUC program was completed in February 2024 and found that CUCs were meeting or exceeding all agreed KPIs.

Support services

Our support services are efficient, effective and easy to access for our schools to run smoothly.

Our end-to-end operations are efficient, effective and provide an easy to access service experience

Reduce the administrative burden for schools

A new student finance solution was implemented across NSW public schools through the Administration Marketplace Panel for Schools (AMPS). The AMPS is designed to provide supplier products for all schools to manage their student administration and finance processes effectively and efficiently and removes several manual and paper-based payment processes. This has saved schools up to 12 hours of administrative work per week.

The new Student Administration Integration Services (SAIS) platform provided schools with faster and improved data synchronisation, simplified and streamlined data integration with suppliers through AMPS, and improved data collection. The SAIS platform has also reduced the risk of double or incorrect data entry.

We adapted our existing Electronic Casual Pay Claims (eCPC) tool to provide digitised screening of school visitors. The tool replaced the manual paper-based process and enabled schools to screen non-staff visitors, including checking the Not-to-be-Employed database and Working With Children Check status. The new eCPC screening tool was piloted in 10 schools.

We enhanced the user experience of the School Finance Calendar in Term 1, bringing together a range of regular budgeting and financial planning tasks in one spot so school staff can easily find and plan financial activities. The 'refreshed' calendar was developed with principals, SASS and business managers to make sure it is the tool school staff have been asking for. School staff can now easily see what tasks are coming up each month, check the key details and dates for each task and download tasks directly into their Outlook calendar.

Deliver resilient and reliable services

Our Online Enrolment System (OES) streamlined the student enrolment process for schools by replacing the manual, paper-based application form with a simple online form. In 2024, the OES was successfully deployed in several specialist settings, such as selective high schools (Year 7), senior collegiate campuses, and support classes. The system also reduced the administrative burden for schools in processing the enrolment applications by reducing manual data entry.

We partnered with the Assisted School Travel Program (ASTP) and successfully delivered various business improvements and technology uplift. New features include a streamlined pay claims process for Assisted Travel Support Officers and improvements to the annual ASTP application and student rollover process. The ASTP Mobile App for Drivers was further enhanced to provide better service quality and increase the safety and wellbeing of students travelling to and from school. This also reduced the administrative workload of ASTP staff.

Enhance resources and services

Our Policy Review program reduced the number of school policies in our Policy Library from more than 360 policy documents to around 180. We also improved the Policy Library's online features to improve the policy and procedure search function and website navigation.

NSWEduChat is a generative artificial intelligence (AI) tool owned and designed by the department. It is based in our own cloud environment in Sydney, Australia. Data is secure, caters to the NSW educational context and aligns to the NSW AI Assessment Framework. The department began its trial of NSWEduChat in Term 1 2024 in 16 schools and expanded to 50 schools in Term 2. Following the trial's positive feedback, the department enabled access of the NSWEduChat tool to all staff. The trial continues in the 50 schools to all staff and students in Stages 3 to 6.

A revised approach to our school audits led to improved results. Each year around 250 schools are audited by the department's Audit directorate to review compliance with several core policies and procedures relating to student wellbeing and safety (child protection, WHS, student attendance) and the use of public funds and assets. In 2023-24, schools were briefed using an audit checklist before being audited. The checklist supports and assists schools in understanding their compliance obligations. It is available on the department's intranet for all schools to access. The audits completed in Term 2 2024 showed significant improvement in compliance.

We successfully delivered the first stage of our Human Capital Management program which simplifies and streamlines people management services across the department, supports the reduction of administrative burden on schools and replaces ageing HR systems. The first stage enabled around 10,000 of our Education support staff to have a more streamlined process and system for recruitment and onboarding, and performance and development.

As part of our Data Strategy 2023-27, we have developed and deployed our new Education data lake platform, EduLake, to transform the way data is used in schools and educational settings. EduLake integrates data from various sources into a secure and encrypted centralised platform. It enables enhanced analytical capabilities, increased adoption of AI-based methods, and more powerful analysis of structured and unstructured data. Our teachers and school support staff have more integrated data and the ability to generate quality and actionable insights quickly.

The School Experience program allowed Education support staff to experience the day-to-day operation of a school, better understand how our work impacts schools and students, and improve our services and communications with schools. Since its launch in Term 3 2023, the program has facilitated 430 school visits involving over 950 Education support staff and over 125 Education support teams.

School infrastructure

We deliver new and upgraded facilities to ensure every student has access to high-quality, inclusive, sustainable learning environments at their local public school.

Our school infrastructure meets the needs of a growing population and supports improved student outcomes

100 public preschools program

We progressed work on the 100 public preschools program. In Term 2, construction started at Gulyangarri Public School to build an on-site preschool to benefit the local community. This program will double the number of public preschools across the state and allow more than 9,000 additional children to benefit from a quality preschool program in the year before school.

Annual school maintenance program

We completed our annual school maintenance program in June, finishing over 62,000 maintenance tasks across more than 1,400 public schools. This includes updates to over 6,880 buildings, which now feature new paint, flooring and roofing.

NSW Enrolment Growth Audit

We delivered the NSW Enrolment Growth Audit in early Term 1. This audit informs better school infrastructure planning for the future. From the audit, 15 new schools and 17 upgrades are planned in the state's top 10 growth areas.

New schools in western Sydney

We opened 4 new schools this year to address the needs of expanding communities. Gulyangarri Public School opened in new permanent facilities. Melonba High School, Nirimba Fields Public School, and Tallawong Public School were fast-tracked and opened in temporary facilities.

Urgent repairs and facility improvements

We made a real difference for schools that needed urgent repairs to keep their facilities safe for teaching and learning. We responded to over 155,000 call-outs, with issues resolved in 7 days on average. This included repairs to 27,900+ toilets, taps and sinks and 32,600+ electrical faults.

<p>Enrolment Growth Audit</p> <p>To ensure every student has access to high quality facilities at their local school.</p>	
<p>19</p> <p>new and upgraded schools across NSW</p>	<p>62,000+</p> <p>completed school maintenance tasks across 1,400+ public schools</p>
<p>370+</p> <p>new and upgraded permanent learning spaces</p>	<p>155,000+</p> <p>responded urgent repair callouts, keeping facilities safe for teaching</p>

Land disposal

In 2023-24, the department disposed of 2 sites. The net proceeds from the sale of surplus assets were used to upgrade existing schools through the department's major capital works program.


The 2 disposed properties were declared surplus to the department's operational requirements and had a value of more than \$5 million.

The department participated in a planning process with the Department of Planning, Housing and Infrastructure, Landcom and Office of Strategic Lands (OSL) in the rezoning of land near Glenfield train station in south-west Sydney. The rezoning included part of Hurlstone Agricultural High School's 148-hectare site and adjacent land owned by OSL. The net proceeds was \$92.3 million excluding GST and the department received \$72.5 million in May 2024 for its share of the land (63.5 hectares) from Landcom.

Rowland Hassall School relocated from 34 Hassall Street, Parramatta to Chester Hill in 2016 and the school site was used for various purposes including a temporary schooling site for Parramatta Public School and Arthur Phillip High School during the schools' redevelopments.

The site was formally declared surplus to the department's operational needs in August 2020. Following a public expression of interest process and an option period, the first portion of the site was sold to Deicorp. The department received \$80.0 million for the site upon settlement on 5 March 2024.

Access to documents concerning details of properties disposed of in 2023-24 may be made under the *Government Information (Public Access) Act 2009*.



Major capital works

This section lists major works in progress, including the cost of those works to date and the estimated dates of completion.

Table 13: Major capital works, 2023-24

Project description and location	Project cost to date 30 June 2024 (\$'000)	Completion date (actual or estimated)	Status (as at 30 June 2024)
100 new public preschools	13,648	2027	In progress
Alexandria Park Community School	136,063	2023	Completed
Austral Public School upgrade	1,230	2026	In progress
Bangalow Public School upgrade	15,201	2024	In progress
Bankstown North Public School upgrade	29,354	2023	Completed
Bexhill Public School upgrade	11,832	2024	In progress
Birrong Boys and Girls High School upgrade	29,891	2025	In progress
Bletchington Public School upgrade	22,303	2024	Completed
Bomaderry High School upgrade	3,237	TBA	In progress
Budawang School relocation	30,606	2024	In progress
Bungendore High School	18,141	2027	In progress
Cambridge Gardens Public School upgrade	501	2024	In progress
Cammeray Public School upgrade	186	2026	In progress
Canterbury Boys High School upgrade	9,331	2023	Completed
Carlingford West Public School upgrade	35,206	2026	In progress
Castle Hill Public School upgrade	34,188	2025	In progress
Cecil Hills High School upgrade	18,031	2025	In progress
Centre of Excellence for Agricultural Education	11,036	TBA	In progress
Chatswood Public School and High School upgrades	216,374	2023	Completed
Concord High School upgrade	1,843	2026	In progress
Condell Park High School upgrade	2,738	TBA	In progress
Cronulla High School upgrade	23,623	2025	In progress
Cumberland High School upgrade	39,944	2026	In progress
Dalmeny Public School upgrade	369	2027	In progress
Dapto High School upgrade	64	2025	In progress
Darcy Road Public School upgrade	22,275	TBA	In progress

Project description and location	Project cost to date 30 June 2024 (\$'000)	Completion date (actual or estimated)	Status (as at 30 June 2024)
Darlington Public School upgrade	40,036	2023	Completed
Denison College of Secondary Education, Kelso and Bathurst Campus upgrade	696	2027	In progress
Dundas Public School upgrade	186	2026	In progress
Eagle Vale High School upgrade	113	2027	In progress
Eastwood Public School upgrade	8,633	2024	In progress
Edmondson Park Public School	58,113	2023	Completed
Engadine High School upgrade	12,336	2024	In progress
Epping West Public School upgrade	35,046	2023	Completed
Former Shoalhaven Anglican School site – open for public education	108	2027	In progress
Fort Street Public School upgrade	71,391	2024	Completed
Gillieston Public School redevelopment	1,445	2027	In progress
Girraween Public School upgrade	2,525	2026	In progress
Gledswood Hills High School	261	2027	In progress
Gledswood Hills Public School - Stage 2	18,387	2024	Completed
Glenwood High School upgrade	59,376	2024	Completed
Googong Public School	50,356	2023	Completed
Green Square Public School and community spaces	38,799	2025	In progress
Greenway Park Public School	9	2027	In progress
Gregory Hills Public School	68,212	2024	Completed
Gulyangarri Public School	58,898	2024	Completed
Harrington Park Public School upgrade	30,848	2023	Completed
Hastings Secondary College upgrade	50,305	2024	In progress
Hunter River High School upgrade	8,915	2025	In progress
Hurlstone Agricultural High School upgrade - Stage 2	56,151	2024	In progress
Irrawang High School upgrade	7,272	2025	In progress
Jannali East Public School upgrade	5,186	2023	Completed
Jerrabomberra High School	65,697	2024	Completed
Jindabyne Education campus	115,616	2024	In progress
John Palmer Public School upgrade	39,612	2024	Completed
Jordan Springs Public School upgrade - Stage 2	16,213	2023	Completed
Katoomba High School upgrade	3,159	2024	In progress

Project description and location	Project cost to date 30 June 2024 (\$'000)	Completion date (actual or estimated)	Status (as at 30 June 2024)
Kingscliff High School upgrade	34,944	2024	In progress
Kingscliff Public School upgrade	45,180	2024	In progress
Kingswood Public School upgrade	144	2027	In progress
Kogarah Public School upgrade	95	2027	In progress
Leeton Primary School community upgrade	498	TBA	In progress
Lennox Head Public School relocation	3,194	2027	In progress
Liverpool Boys and Girls High School upgrade	4,112	TBA	In progress
Liverpool West Public School upgrade	61,567	2024	In progress
Macquarie Park Education Campus	5,638	TBA	In progress
Manly Village Public School upgrade	6,388	2025	In progress
Matthew Pearce Public School upgrade	16,260	2025	In progress
Melonba High School	134,506	2025	In progress
Melrose Park Public School redevelopment	979	2027	In progress
Millthorpe Public School upgrade	16,218	2023	Completed
Milton Public School upgrade	168	2027	In progress
Minnamurra Public School upgrade	114	2024	Completed
Mona Vale Public School upgrade	35,206	2023	Completed
Mosman High School	73,415	2024	Completed
Murrumbateman Public School	33,200	2023	Completed
Muswellbrook South Public School upgrade	14,824	2023	Completed
Nangamay Public School – Mulgoa Rise Glenmore Park	42,112	2023	Completed
Narrabeen North Public School and Narrabeen Sports High School Upgrades	39,153	2025	In progress
Neutral Bay Public School upgrade	28,698	2025	Completed
New high school – Edmondson Park	7,596	2027	In progress
New high school – Flinders	175	TBA	In progress
New high school – Googong	280	2027	In progress
New high school – Huntlee	1	2028	In progress
New high school – Jordan Springs	428	2027	In progress
New high school – Leppington / Denham Court	17,968	2027	In progress
New high school – Medowie	2,397	2027	In progress
New high school – Melrose Park	395	2027	In progress
New high school – Pottsville	0*	TBA	In progress

Project description and location	Project cost to date 30 June 2024 (\$'000)	Completion date (actual or estimated)	Status (as at 30 June 2024)
New high school – Schofields / Tallawong	139	2027	In progress
New high school – Wentworth Point	129,540	2025	In progress
New primary school – Albury Thurgoona	301	2027	In progress
New primary school – Calderwood	91	2028	In progress
New primary school – Chatswood	580	TBA	In progress
New primary school – Gables	930	2027	In progress
New primary school – Huntlee	N/A***	2028	In progress
New primary school – Melonba Public School	1	2025	In progress
New primary school – Midtown Macquarie Park	2,959	TBA	In progress
New primary school – Nirimba Fields Public School	12,724	2027	In progress
New primary school – Nowra	2,735	2027	In progress
New primary school – Rhodes East	2,735	TBA	In progress
New primary school – Sydney Olympic Park Carter Street Precinct	621	TBA	In progress
New primary school – Tallawong	11,527	2026	In progress
New primary school – West Dapto	0*	TBA	In progress
New primary school – Wilton Junction	1,215	2027	In progress
New schools for Westmead	10,211	TBA	In progress
Newcastle High School (redevelopment)	11,459	2026	In progress
Ngarala Public School	53,305	2023	Completed
North Sydney Public School	35,255	2024	Completed
Northbridge Public School upgrade	1	2027	In progress
Northmead Creative and Performing Arts	55	2027	In progress
Northmead Public School upgrade	151	2027	In progress
Orana Heights Public School Upgrade	599	TBA	In progress
Oran Park Public School upgrade - Stage 2	22,682	2024	Completed
Orange Grove Public School upgrade	2,433	TBA	In progress
Parramatta East Public School upgrade	413	2027	In progress
Pendle Hill High School upgrade	34,884	2023	Completed
Penrith Lakes Environmental Education Centre Upgrade	932	TBA	In progress
Picnic Point High School upgrade	17,540	2023	Completed
Punchbowl Public School upgrade	4,511	2025	In progress
Queanbeyan West Public School upgrade	4,336	2023	Completed

Project description and location	Project cost to date 30 June 2024 (\$'000)	Completion date (actual or estimated)	Status (as at 30 June 2024)
Randwick High School co-educational facility upgrade	9,720	2027	In progress
Riverbank Public School upgrade	214	2027	In progress
Rouse Hill High School upgrade	731	TBA	In progress
Rydalmere Education Campus	7,310	TBA	In progress
Schofields Public School upgrade	2,208	TBA	In progress
Seven Hills High School VET upgrade	11,444	2023	Completed
Sir Joseph Banks High School upgrade	2,747	TBA	In progress
St Leonards Education Precinct – Stage 1	246	TBA	TBA
Sutherland Public School upgrade	96	2027	In progress
Telopea Public School upgrade	80	TBA	In progress
The Forest High School relocation	49,548	2025	In progress
The Ponds High School upgrade	16	2027	In progress
Tweed Heads South Public School upgrade	22,274	2024	In progress
Tweed River High School Skills upgrade	23,160	2024	Completed
Tweed River High School upgrade	21,405	2024	Completed
Ulladulla High School upgrade	311	2027	In progress
Ulladulla Public School upgrade	234	2027	In progress
Upgrades for schools in Murwillumbah	25,066	2025	In progress
Vincentia High School upgrade	176	2027	In progress
Wee Waa High School upgrade	65,686	2024	In progress
Wentworth Point Public School upgrade - Stage 2	1,302	2026	In progress
West Ryde Multi-Sports Facility	3,820	TBA	In progress
Willyama High School rebuild	N/A**	2027	In progress
Wilton Public School upgrade	22,899	2023	Completed
Yanco Agricultural High School upgrade	22,095	2024	In progress
Young High School upgrade and new joint-use library and community facility	26,268	2023	Completed

Source: NSW Department of Education, School Infrastructure.

Note: The cost to date is project expenditure until the end of the 2023-24 financial year. The dates listed are physical completion year. Final costs can occur after the school is ready for use by students and staff. All project costs exclude GST. TBA completion dates will be advised once a construction contract is awarded. Projects marked TBA in the 'completion date' are currently in the design or planning stage and a delivery schedule is yet to be finalised. Updates on our school infrastructure projects can be found at schoolinfrastructure.nsw.gov.au.

* Project progressed with internal resourcing

** Insurance funded project

*** Spend captured in New high school –Huntlee

Establishment, change and closure of schools

Table 14: New schools or campuses established, 2023-24

School name	Date
Gulyangarri Public School	30/01/2024
Murrumbidgee Regional High School –Griffith	30/01/2024
Murrumbidgee Regional High School –Wade	30/01/2024
Nirimba Fields Public School	30/01/2024
Melonba High School	30/01/2024
Tallawong Public School	30/01/2024

Table 15: Schools placed in recess, 2023-24

School name	Date
Carool Public School	19/12/2023
Goolmangar Public School	19/12/2023
Moree Secondary College Carol Ave Campus	19/12/2023
Murrumbidgee Regional High School	19/12/2023

Table 16: Schools or campuses relocated, 2023-24

School name	Date
Budawang School	19/12/2023

Table 17: Schools or campuses with a name change, 2023-24

School name	Date
Moree Secondary College (formerly Moree Secondary College Albert Street Campus)	1/01/2024

Source: NSW Department of Education Centre for Education Statistics and Evaluation

Notes: The two Moree Secondary College campuses at Albert St (8325) and Carol Ave (8471) merged at the start of 2024. The merged school will be located on the Albert St campus and operate as Moree Secondary College (8325).

Murrumbidgee Regional High School is no longer operating after demerging into their previous individual schools Murrumbidgee Regional High School –Griffith and Murrumbidgee Regional High School –Wade.

Research and development

Table 18: Research and development projects commenced, continued or completed in 2023-24

Research name	Description	Status as at 30 June 2024 (completion date)
Student engagement, wellbeing and effective teaching strategies research (Tell Them From Me student, parent and teacher survey)	This project explores improving student wellbeing and learning outcomes via effective teaching practice and student engagement.	In progress (December 2024)
Assessment for Complex Learners (AfCL) project.	This project investigated and trialled new assessment tools to assess, support and scaffold learning for students with complex learning needs.	Completed (June 2024)
My Say My Way –inclusive voice platform for complex learners	This project aims to develop accessible student voice tools to collect data on the educational experience and wellbeing of students with disability or complex learning needs.	In progress (June 2026)
COVID Intensive Learning Support Program (ILSP)	Evaluation of the ILSP's implementation and impact as it was delivered during the 2022 school year.	Completed (December 2023)
Home School Liaison Program (HSLP) evaluation	Evaluation commenced in September 2023 of the processes, structure and operation of the HSLP through interviews, focus groups and surveys with Home School Liaison Officers and Aboriginal Attendance Officers and other program stakeholders.	In progress (Q3 2024)
NSW Curriculum Reform program evaluation	Evaluation of a subset of the department's supports and resources for the NSW Curriculum Reform from 2022-2027. It is focused on the implementation and supports for the new K-10 English and Mathematics syllabuses.	In progress (2027)
Get Back in the Game evaluation	Evaluation of the Get Back in the Game program. An interim process and outcomes evaluation was conducted in late 2023 via interviews with service users, service providers and schools who refer into the program.	In progress (Q2 2025)
Anti-Racism Policy evaluation	Process evaluation commenced in 2022 to provide baseline data about the prevalence of racism in the department, evaluate the implementation of the policy following the 2022 revision and present preliminary findings on existing trends.	Completed (June 2024)

Research name	Description	Status as at 30 June 2024 (completion date)
NSWEduChat trial rapid review	The user-experience rapid review commenced in Term 1, 2024 and gathered preliminary insights about the perceived benefits, challenges and possible risks when using the NSWEduChat program.	In progress (Q4 2024)
NSW Mathematics Strategy evaluations	CESE completed evaluations for 8 of the 10 initiatives in the NSW Mathematics Strategy to examine the impact of these initiatives against the overarching objectives.	Completed (June 2024)
Inclusive Executive Entitlement evaluation	CESE completed a process evaluation of the Inclusive Executive Entitlement Initiative.	Completed (April 2024)
Independent evaluation of the Country Universities Centre program	Evaluation of the success of the program against key performance indicators.	Completed (February 2024)
Start Strong program evaluation	Evaluation of the department's flagship funding program for both Community Preschools and Long Day Care that supports preschool education for all children in NSW. It is also the program through which the Preschool Reform Agreement and preschool fee relief is delivered.	In progress (Q2 2025)
1,000 NSW Public Service Apprentices and Trainees	Phase 1 evaluation of the election commitment of 1,000 NSW Public Service Apprentices and Trainees over a 4-year period.	In progress (Q4 2024)
School Administration Improvement Program Report	The report aimed to assess the impact of deploying additional School Administrative and Support Staff (SASS) positions on reducing teacher and principal workload.	Completed (January 2024)
A culturally responsive evaluation of the expanded Connected Communities Strategy	Evaluation of the expanded Connected Communities Strategy in 2023 by the University of Newcastle in collaboration with CESE.	In progress (Q3 2024)
Improving literacy and numeracy through the Assistant Principal, Curriculum and Instruction role evaluation	Evaluation of the Assistant Principal, Curriculum and Instruction role.	In progress (Q4 2024)
Thriving Schools	Evaluation of the "Building capacity for quality teaching in disadvantaged schools: Thriving teachers, thriving students, thriving communities" trial.	In progress (2028)
Our Plan for NSW Public Education process evaluation	Process evaluation focusing on how the plan has been received and used in schools.	In progress (2027)
Formative Assessment in the Year Before School evaluation	Evaluate 2 potential tools that could be used in the 2025 national trial under the Preschool Reform Agreement (PRA) to develop, trial and implement a Preschool Outcomes Measure for assessing children in the year before school.	In progress (Q1 2025)

Research name	Description	Status as at 30 June 2024 (completion date)
Disability Advocacy Futures Program (DAFP) evaluation	Evaluation commenced in July 2023 to identify how well the program is functioning and the barriers to success.	In progress (Q1 2025)
The Reading and Numeracy Program Evaluation	Continuing work on the process evaluation of the Reading and Numeracy Program (conducted in 2021–2022).	In progress (Q4 2024)
The National Embedded Cross Sector Teacher Education Program Evaluation	Process evaluation of the National Embedded Cross Sector Teacher Education Program.	In progress (Q3 2027)
The Bradfield Senior College Outcome Evaluation	Evaluation of Bradfield Senior College.	In progress (Q4 2024)

Management and accountability

5

Senior executives

Table 19: Number of Public Sector Senior Executives (PSSE) employed in each band as at 30 June 2023 and 2024.

Band	2023 Female	2023 Other	2023 Male	2024 Female	2024 Other	2024 Male
Band 4 (Secretary)	N/A	N/A	1	N/A	N/A	1
Band 3 (Deputy Secretary)	7	N/A	3	3	N/A	4
Band 2 (Executive Director)	35	1	23	34	1	22
Band 1 (Director)	202	N/A	142	191	1	135
Totals	244	1	169	228	2	162

Source: NSW Department of Education SAP Corporate establishment reports as at 30 June each year.

Table 20: Average total remuneration package of senior executives in each band as at 30 June 2022, 2023 and 2024.

Band	Range	2022	2023	2024
Band 4 (Secretary)	\$509,251 - \$588,250	\$614,000	\$626,300*	\$626,300*
Band 3 (Deputy Secretary)	\$361,301 - \$509,250	\$432,134	\$427,756	\$451,853
Band 2 (Executive Director)	\$287,201 - \$361,300	\$307,104	\$315,418	\$319,712
Band 1 (Director)	\$201,350 - \$287,200	\$238,513	\$243,927	\$243,875

Source: The NSW Public Service Senior Executive Remuneration Management Framework, SAP establishment and remuneration reports as at 30 June each year.
 Notes: The percentage of total employee-related expenditure related to senior executives in 2023-24 was 0.76%, a marginal decrease from 0.88% in 2022-23.
 * NSW Government Gazette No. 367 issued on Friday, 20 September 2024 includes an erratum that corrects an error in 3 annual determinations made by the Statutory and Other Offices Remuneration Tribunal under section 240 of the *Statutory and Other Offices Remuneration Act 1975* since 2022. In the annual determinations, the remuneration package for the Secretary is corrected from a remuneration package of \$623,300 per annum to \$626,300 per annum in 2023 and 2024.

Human resources

This section provides data on the number of teachers and staff we employ. As at 30 June 2024, the department had a total of 107,949 full-time equivalent staff, of which 70,258 (around 65%) were teachers in NSW public schools.

Table 21: Number of full-time equivalent staff, 2021 to 2024

Full-time equivalent staff – 2021 to 2024	2021	2022	2023	2024
Teachers (schools)	70,279	69,869	70,465	70,258
Educational support (schools)	25,820	26,289	28,615	28,971
Corporate and educational support (state and regional offices)	6,021	6,473	8,027	8,720
Total	102,120	102,631	107,108	107,949

Source: NSW Public Sector Workforce Profile, as at 30 June each year.
 Notes: Includes full-time equivalent permanent, temporary and casual staff. Due to rounding, figures may not add up to the totals shown.



Primary school teachers

Table 22: Full-time teaching service staff –primary teachers in NSW public schools, 2024

Classification of position	Female			Male			Total	
	Number	% of total	% of total at this level	Number	% of total	% of total at this level	Number	% of grand total
Classroom Teachers	16,157	70.0%	82.3%	3,473	67.6%	17.7%	19,630	69.6%
Assistant Principals	4,793	20.8%	83.1%	974	18.9%	16.9%	5,767	20.4%
Senior Psychologist Education****	91	0.4%	85.8%	15	0.3%	14.2%	106	0.4%
Deputy Principals	681	3.0%	81.6%	154	3.0%	18.4%	835	3.0%
Leader, Psychology Practice****	8	<0.1%	80.0%	2	<0.1%	20.0%	10	<0.1%
Primary Principal Class 6	0	0.0%	0.0%	0	0.0%	0.0%	0	0.0%
Primary Principal Class 5	1	<0.1%	100.0%	0	0.0%	0.0%	1	<0.1%
Primary Principal Class 4	2	0.01%	40.0%	3	0.06%	60.0%	5	<0.1%
Primary Principal Class 3	2	0.01%	66.7%	1	0.02%	33.3%	3	<0.1%
Primary Principal Class 2	1	<0.1%	100.0%	0	0.0%	0.0%	1	<0.1%
Primary Principal Class 1	0	0.0%	0.0%	0	0.0%	0.0%	0	0.0%
Executive Principals	9	0.04%	56.3%	7	0.1%	43.8%	16	0.1%
Teaching Principal 1 – Associate Principal*	344	1.5%	75.9%	109	2.1%	24.1%	453	1.6%
Teaching Principal 2 – Associate Principal*	12	0.1%	80.0%	3	0.1%	20.0%	15	0.1%
Principal Level 1*	260	1.1%	71.6%	103	2.0%	28.4%	363	1.3%
Principal Level 2*	362	1.6%	73.1%	133	2.6%	26.9%	495	1.8%
Principal Level 3*	324	1.4%	67.5%	156	3.0%	32.5%	480	1.7%
Principal Level 4*	24	0.1%	77.4%	7	0.1%	22.6%	31	0.1%
Principal Level 5*	0	0.0%	0.0%	0	0.0%	0.0%	0	0.0%
Total	23,071	100.0%	81.8%	5,140	100.0%	18.2%	28,211	100.0%
Total Primary Principals	1,341	5.8%	72.0%	522	10.2%	28.0%	1,863	6.6%
Total promoted***	6,914	30.0%	80.6%	1,667	32.4%	19.4%	8,581	30.4%

Source: NSW Public Sector Workforce Profile as at 30 June 2024.

Notes: Teachers on leave without pay for 12 months or more at 30 June 2024 are not included in the table.

*Executive principals are predominantly based in Connected Community schools.

**The new principal classification structure began in term 1 2016 and applied to all new principals from 2016. The previous and new structures will continue to overlap, with existing principals able to choose to stay in the previous structure while they remain at their current school. They can also choose to change to the new structure.

***Total promoted includes all executive-level positions within a school including principal, deputy principal and assistant principal.

****In 2024, Senior Psychologist Education and Leader, Psychology Practice staff are reported as an individual category due to the changes in the Payscale.

Secondary school teachers

Table 23: Full-time teaching service staff –secondary teachers in NSW public schools, 2024

Classification of position	Female			Male			Total	
	Number	% of total	% of total at this level	Number	% of total	% of total at this level	Number	% of grand total
Classroom Teachers	9,816	72.1%	61.1%	6,261	71.8%	38.9%	16,077	72.0%
Senior Psychologist Education****	36	0.3%	78.3%	10	0.1%	21.7%	46	0.2%
Head Teacher	2,730	20.1%	60.9%	1,752	20.1%	39.1%	4,482	20.1%
Leader, Psychology Practice****	2	<0.1%	66.7%	1	<0.1%	33.3%	3	<0.1%
Deputy Principals	733	5.4%	62.4%	441	5.1%	37.6%	1,174	5.3%
Secondary Principal Class 2	9	0.1%	52.9%	8	0.1%	47.1%	17	0.1%
Secondary Principal Class 1	11	0.1%	57.9%	8	0.1%	42.1%	19	0.1%
Executive Principals	10	0.1%	40.0%	15	0.2%	60.0%	25	0.1%
Teaching Principal 1 - Associate Principal*	0	0.0%	0.0%	0	0.0%	0.0%	0	0.0%
Teaching Principal 2 - Associate Principal*	0	0.0%	0.0%	0	0.0%	0.0%	0	0.0%
Principal Level 1*	15	0.1%	65.2%	8	0.1%	34.8%	23	0.1%
Principal Level 2*	18	0.1%	56.3%	14	0.2%	43.8%	32	0.1%
Principal Level 3*	72	0.5%	53.3%	63	0.7%	46.7%	135	0.6%
Principal Level 4*	140	1.0%	54.9%	115	1.3%	45.1%	255	1.1%
Principal Level 5*	14	0.1%	43.8%	18	0.2%	56.3%	32	0.1%
Total	13,606	100.0%	61.0%	8,714	100.0%	39.0%	22,320	100.0%
Total Secondary Principals	289	2.1%	53.7%	249	2.9%	46.3%	538	2.4%
Total promoted***	3,790	27.9%	60.7%	2,453	28.2%	39.3%	6,243	28.0%

Source: NSW Public Sector Workforce Profile as at 30 June 2024.

Notes: Teachers on leave without pay for 12 months or more at 30 June 2024 are not included in the table.

*Executive principals are predominantly based in Connected Community schools. **The new principal classification structure began in term 1 2016 and applied to all new principals from 2016. The previous and new structures will continue to overlap, with existing principals able to choose to stay in the previous structure while they remain at their current school. They can also choose to change to the new structure.

***Total promoted includes all executive-level positions within a school including principal, deputy principal and head teacher.

****In 2024, Senior Psychologist Education and Leader, Psychology Practice staff are reported as an individual category due to the changes in the Payscale.

Primary and secondary school teachers

Table 24: Full-time teaching service staff – primary and secondary teachers in NSW public schools, 2024

Classification of position	Number (female)	% of total (female)	% of total at this level (female)	Number (male)	% of total (male)	% of total at this level (male)	Total number	% of grand total
Total teaching staff	36,677	100.0%	72.6%	13,854	100.0%	27.4%	50,531	100.0%
Total Principals	1,630	4.4%	67.9%	771	5.6%	32.1%	2,401	4.8%
Total promoted	10,704	29.2%	72.2%	4,120	29.7%	27.8%	14,824	29.3%

Source: NSW Public Sector Workforce Profile as at 30 June 2024.

Notes: Teachers on leave without pay for 12 months or more at 30 June 2024 are not included in the table.

*Total promoted includes all executive-level positions within a school including principal, deputy principal, assistant principal and head teacher.

Part-time school teachers

Table 25: Part-time school teachers in NSW public schools, 2024

Classification of position	Number and % of total (female)	Full-time equivalent (FTE) (female)	Average FTE (female)	Number and % of total (male)	FTE (male)	Average FTE (male)	Total and %	Total FTE	Total average FTE
Primary Classroom Teachers	12,339 92.5%	7,396.8	0.6	997 7.5%	622.4	0.6	13,336 100%	8,019.2	0.6
Primary Promoted Teachers	2,166 93.9%	1,573.6	0.7	141 6.1%	107.2	0.8	2,307 100%	1,680.8	0.7
Total Primary	14,505 92.7%	8,970.4	0.6	1,138 7.3%	729.6	0.6	15,643 100%	9,700.0	0.6
Secondary Classroom Teachers	5,416 78.9%	3,398.6	0.6	1,452 21.1%	943.7	0.6	6,868 100%	4,342.3	0.6
Secondary Promoted Teachers	546 81.3%	374.7	0.7	126 18.8%	84.2	0.7	672 100%	458.9	0.7
Total Secondary	5,962 79.1%	3,773.3	0.6	1,578 20.9%	1,027.9	0.7	7,540 100%	4,801.2	0.6
Grand Total	20,467 88.3%	12,743.7	0.6	2,716 11.7%	1,757.5	0.6	23,183 100%	14,501.2	0.6

Source: NSW Public Sector Workforce Profile as at 30 June 2024.

Notes: Teachers on leave without pay for 12 months or more at 30 June 2024 are not included in the table. Average full-time equivalent (FTE – rounded to one decimal place) is calculated by dividing the total FTE by the number of teachers. For example, 10,000 teachers engaged in part-time work held the equivalent of 5,000 positions. Average FTE = 5,000/10,000 = 0.5.

*Promoted includes all executive-level positions within a school including principal, deputy principal, assistant principal and head teacher.

Overseas travel

The following table lists overseas visits undertaken by our officers and employees during 2023-24 and the main purpose of those visits.

Table 26: Number of overseas visits undertaken by officers and employees, 2023-24

Purpose of visit	Description	Number of commercial or externally funded visits	Number of self or community funded visits	Number of visits funded by the department	Total number of staff
Conferences and professional development	Staff members who travel overseas to attend and/or present at conferences or participate in study tours	N/A		2	2
Educational exports	Staff members who travel overseas to manage partnerships, contracts, programs, quality assurance or assessment of students	N/A		N/A	N/A
Exchange programs	Staff members who travel overseas on a professional or teacher exchange program	N/A		N/A	N/A
International student recruitment	Staff members who travel overseas to recruit inbound full-fee-paying international students to the NSW school sector	14		N/A	14
Market development and client engagement	Staff members who travel overseas for international marketing purposes, development of business relationships, engagement with clients and contract management	1		N/A	1
Professional scholarship programs	Staff members awarded scholarships to further their professional skills and knowledge	N/A		1	1
Student excursions	Staff members who accompany students on excursions overseas to increase cultural understanding or attend commemoration ceremonies	92 (9D, 11P, 27DP)	25 (6D)	4	121

Source: NSW Department of Education, Shared Services.

Notes: Figures in the brackets indicate the number of trips where the department (D), a private source (P), or both (DP) contributed to the cost.

Legislation and legal change

This section lists the Acts administered by the Minister for Education and Early Learning and the Minister for Skills, TAFE and Tertiary Education as of 30 June 2024. It does not include subordinate legislation.

All Acts, Regulations, and other statutory instruments are available at the NSW Government's legislation website: legislation.nsw.gov.au.

Education and early learning

The Minister for Education and Early Learning administers the following Acts:

- Childcare and Economic Opportunity Fund Act 2022
- Children (Education and Care Services National Law Application) Act 2010
- Children (Education and Care Services) National Law (NSW)
- Children (Education and Care Services) Supplementary Provisions Act 2011
- Education Act 1990
- Education (School Administrative and Support Staff) Act 1987
- Education Standards Authority Act 2013
- Parents and Citizens Associations Incorporation Act 1976
- Teacher Accreditation Act 2004
- Teaching Service Act 1980

Skills and training

The Minister for Skills, TAFE and Tertiary Education administers the following Acts:

- Apprenticeship and Traineeship Act 2001
- Australian Catholic University Act 1990
- Charles Sturt University Act 1989
- Higher Education Act 2001
- Higher Education (Amalgamation) Act 1989
- Macquarie University Act 1989
- Saint Andrew's College Act 1998
- Saint John's College Act 2018
- Saint Paul's College Act 2018
- Sancta Sophia College Incorporation Act 1929
- Skills Board Act 2013
- Southern Cross University Act 1993
- Technical and Further Education Commission Act 1990
- Technical Education Trust Funds Act 1967
- University of New England Act 1993
- University of New South Wales Act 1989
- University of Newcastle Act 1989
- University of Sydney Act 1989
- University of Technology Sydney Act 1989
- University of Wollongong Act 1989
- Vocational Education and Training (Commonwealth Powers) Act 2010
- Western Sydney University Act 1997
- Women's College Act 1902

Judicial decisions

No judicial decisions made in 2023-24 involving the department significantly impacted its operations.

Public access to government information

This section provides information about the department's operation of the *Government Information (Public Access) Act 2009* (GIPA Act) in 2023-24.

Accessing departmental records

Information we hold is available through several ways under the GIPA Act, including through open-access information on our website.

We regularly update our Right to Access – Agency Information Guide and publish it on our website at education.nsw.gov.au/rights-and-accountability/information-access.

Our information guide describes the structure and functions of the department, how these functions affect the public, information that is freely available, and how to access other available information not published on the website.

Proactive release of government information

We annually review our program for the proactive release of information as per section 7(3) of the GIPA Act. Our policy is to make information publicly available, except if there is an overriding public interest against disclosure or if doing so imposes unreasonable added costs for the department.

The department is also responsible for requests to release information for Skills NSW (including Smart and Skilled and Vocational Education and Training) and Training Services NSW as they are part of the department's portfolio.

The Data Hub for NSW education data was retired in June 2024. The department's public education data is now located at the government's [Data.NSW](https://data.nsw.gov.au) website.

The department's [policy library](#) provides the public with access to our policy documents. During 2023-24, we added 102 new and updated policy documents to our policy library.

The department's disclosure log records formally released information that the department considers may be of interest to the general public. In 2023-24, we added 38 new matters to the log, which is published as part of our Agency Information Guide.

Access applications received and decided

For data about completed access applications received in 2023-24, refer to Tables 27 to 35 on the following pages. These tables comply with clause 7(d) and Schedule 2 of the *GIPA Regulation 2009*.

In summary, the total number of access applications received by the department in 2023-24 was 3,833 (including 83 withdrawn applications but not including 66 invalid applications).

Applications completed or discontinued were 3,899 including 366 applications carried over from 2022-23.

The department also received 51 requests for information under the *Freedom of Information (Commonwealth) Act 1982* and received 3 calls for papers under [Standing Order 52](#) from the NSW Legislative Council.

Table 27: Number of access applications by type of applicant and outcome, 2023-24
TABLE A (GIPA Regulation 2009, Schedule 2)

Type of applicant	Access granted in full	Access granted in part	Access refused in full	Information not held	Information already available	Refuse to deal with application	Refuse to confirm/ deny whether information is held	Application withdrawn (excluding invalid applications)	Invalid application withdrawn	Invalid never validated	Transferred to other agency	Total
Media	11	13	2	6	0	5	0	3	1	0	0	41
Members of Parliament	0	1	0	0	0	0	0	0	0	0	0	1
Members of the public (application by legal representative)	414	1,038	8	1,708	5	10	6	31	19	47	0	3,286
Members of the public other	58	239	12	160	6	11	1	16	13	18	0	534
Not-for-profit organisations or community groups	2	10	0	9	0	0	0	0	0	0	0	21
Private sector business	2	8	2	2	0	0	1	0	0	1	0	16
Total	487	1,309	24	1,885	11	26	8	50	33	66	0	3,899

Note: More than one decision can be made in respect of a particular access application. If so, a recording must be made in relation to each such decision. Applications completed or discontinued include applications received in 2022-23 and completed or discontinued in 2023-24.

Table 28: Number of access applications by type of application and outcome, 2023-24
TABLE B (GIPA Regulation 2009, Schedule 2)

Type of application	Access granted in full	Access granted in part	Access refused in full	Information not held	Information already available	Refuse to deal with application	Refuse to confirm/ deny whether information is held	Application withdrawn (excluding invalid applications)	Invalid application withdrawn	Invalid never validated	Transferred to other agency	Total
Personal information applications*	249	1,116	7	1,569	5	13	6	41	26	62	0	3,094
Access applications (other than personal information applications)	47	35	11	31	3	10	0	4	4	3	0	148
Access applications that are partly personal information applications and partly other	191	158	6	285	3	3	3	5	3	1	0	657

*A personal information application is an access application for personal information (as defined in clause 4 of Schedule 4 to the Act) about the applicant (the applicant being an individual).

Table 29: Invalid applications, 2023-24
TABLE C (GIPA Regulation 2009, Schedule 2)

Reason for invalidity	Number of applications
Application does not comply with formal requirements (Section 41 of the Act)	100
Application is for excluded information of the agency (Section 43 of the Act)	0
Application contravenes restraint order (Section 110 of the Act)	0
Total number of invalid applications received	0
Invalid applications received that subsequently became valid applications	245

Note: Invalid applications received includes invalid applications carried over from 2022-23.

Table 30: Conclusive presumption of overriding public interest against disclosure: matters listed in Schedule 1 of the GIPA Act, 2023-24
TABLE D (GIPA Regulation 2009, Schedule 2)

Consideration	Number of times consideration used
Overriding secrecy laws	6
Cabinet information	8
Executive council information	0
Contempt	0
Legal professional privilege	83
Excluded information	1
Documents affecting law enforcement and public safety	0
Transport safety	0
Adoption	0
Care and protection of children	177
Ministerial code of conduct	0
Aboriginal and environmental heritage	0
Information about complaints to Judicial Commission	8
Information about authorised transactions under Electricity Network Assets (Authorised Transactions) Act 2015	0
Information about authorised transactions under Land and Property Information NSW (Authorised Transaction) Act 2015	0

Note: More than one public interest consideration may apply in relation to a particular access application and, if so, each such consideration is to be recorded (but only once per application).

Table 31: Other public interest considerations against disclosure: matters listed in table to section 14 of the GIPA Act, 2023-24

TABLE E (GIPA Regulation 2009, Schedule 2)

Consideration	Number of times consideration used
Responsible and effective government	855
Law enforcement and security	4
Individual rights, judicial processes and natural justice	1,232
Business interests of agencies and other persons	13
Environment, culture, economy and general matters	1
Secrecy provisions	0
Exempt documents under interstate freedom of information legislation	0

Note: More than one public interest consideration may apply in relation to a particular access application and, if so, each such consideration is to be recorded (but only once per application).

Table 32: Timeliness, 2023-24

TABLE F (GIPA Regulation 2009, Schedule 2)

Timeframe	Number of applications
Decided within the statutory timeframe (20 days plus any extensions)	2,708
Decided after 35 days (by agreement with applicant)	44
Not decided within time (deemed refusal)	31
Total	2,783

Table 33: Number of applications reviewed under Part 5 of the GIPA Act (by type of review and outcome), 2023-24

TABLE G (GIPA Regulation 2009, Schedule 2)

Type of review	Decision varied	Decision upheld	Total
Internal review	5	8	13
Review by Information Commissioner*	2	6	8
Internal review following recommendation under Section 93 of Act*	2	4	6
Review by NSW Civil and Administrative Tribunal (NCAT)	3	2	5
Total	12	20	32

Review applications completed in 2023-24. The Information Commissioner completed 12 reviews in 2023-24, which were included as 'decision varied'.

Table 34: Applications for review under Part 5 of the GIPA Act (by type of applicant), 2023-24

TABLE H (GIPA Regulation 2009, Schedule 2)

Type of applicant	Number of applications for review
Applications by access applicants	2,249
Applications by persons to whom information the subject of access application relates (refer to Section 54 of the Act)	130

Note: Personal and non-personal review applications received in 2023-24 is 404.

Table 35: Applications transferred to other agencies under Division 2, Part 4 of the GIPA Act (by type of transfer), 2023-24

TABLE I (GIPA Regulation 2009, Schedule 2)

Type of transfer	Number of applications transferred
Agency-initiated transfers	9
Applicant-initiated transfers	1

Privacy and personal information protection

The department's Privacy Management Plan, Privacy Code of Practice, Data Breach Response Plan, and privacy and legal issues bulletins are published on our website at education.nsw.gov.au/rights-and-accountability.

Privacy training

All department staff must complete mandatory e-learning on reporting and managing data breaches. A legal toolkit for principals includes checklists for applying the privacy principles of managing student information and information held by business centres. The toolkit is published on our Legal Services portal. Legal Services also offers privacy advice to all staff.

Privacy internal reviews

During 2023-24, the department received 23 applications for internal review under section 53 of the *Privacy and Personal Information Protection Act 1998* (PPIP Act). The department finalised 15 applications.

External review by NSW Civil and Administrative Tribunal

In 2023-24, one application was made to the NSW Civil and Administrative Tribunal for administrative review under section 55(1) of the PPIP Act.

Requests for access and amendment of personal information

There was one request received in 2023-24 for access and amendment of personal information.

Data breach notifications

The data breach register recorded 213 suspected data breach notifications – 161 were resolved and 52 are ongoing.

Child Safe Standards

As required under the *Children's Guardian Act 2019*, the department developed a [Child Safe Action Plan](#) and it was released in November 2023.

The plan's objectives are to raise community awareness on child safety, build the capability of staff and implement the 10 [Child Safe Standards](#) recommended by the Royal Commission into Institutional Responses to Child Sexual Abuse.

In 2023-24, we have:

- updated our policies and procedures to align with the Child Safe Standards and ensure best practice on child safety
- improved our data monitoring platform to enable early identification of emerging child protection risks and trends
- actively promoted our Child Safe Action Plan and commitment to the Child Safe Standards across the department
- developed resources for schools and staff, including professional development resources to build capability and support staff in identifying and responding to child safety risks.

The NSW Early Childhood Education and Care (ECEC) Regulatory Authority developed a separate [Child Safe Action Plan](#) for the Early Childhood Education and Outside School Hours Care sector, recognising the sector's unique regulatory requirements.

Key achievements on the NSW ECEC Regulatory Authority's plan in 2023-24 include:

- increased awareness on the Child Safe Standards for the ECEC sector with over 13,000 visits to our Child Safe Standards webpage and online webinars delivered with the NSW Office of the Children's Guardian
- new learning resources tailored for the early childhood sector, including 4 eLearning modules and 3 podcasts, and other resources to support providers and staff
- contributions to the national [Child Safety Review](#) to further enhance child safety requirements under the National Quality Framework
- designing a regulatory priority program on child safety, focusing on preventing risks of harm and abuse to children.

Risk management, audit and insurance activities

Risk management

The department adopts the Three Lines Model from NSW Treasury's [TPP20-08 Internal Audit and Risk Management Policy for the General Government Sector](#). Our enterprise risk management policy and enterprise risk management framework are consistent with the ISO31000 Risk Management international standard.

The department's Chief Risk Office advised the Secretary, Executive and staff across the department on risk-related matters. During 2023-24, the Chief Risk Office increased engagement across the department to embed stronger risk management practices – focusing on enterprise risk management foundations and enhanced reporting on risk and control assessments. Further support was provided through risk management awareness training, workshops, resources and tools.

Insurance activities

The department is a member of the government's Treasury Managed Fund (TMF) under NSW Treasury Circular [TC20-05](#). The TMF covers asset and liability exposures across workers compensation, property, motor vehicle, liability and other risks. Due to the scale of the department's operations, it is one of the TMF's top 5 member agencies.

Internal audit

Internal Audit supports the department to achieve its objectives by providing relevant risk-based assurance and advisory services.

In 2023-24, Internal Audit:

- Completed 18 education support audits on cross-divisional processes, frameworks, operational areas and compliance obligations.
- Completed 260 school audits focusing on financial and non-financial modules.
- Completed 168 actual enrolment returns audits.
- Delivered several presentations and pre-audit briefings to schools to support them in understanding their compliance obligations.

- Used the post-audit feedback process with client responses to inform continuous business improvement.
- Improved rigour on follow-up of audit actions.
- Provided support to the department's Audit and Risk Committee.

Audit and Risk Committee

The department's Audit and Risk Committee consists of an independent chair and independent members. The committee oversees and monitors our governance, risk and control frameworks, and the department's external accountability requirements.

The committee met 7 times in 2023-24. A new Chair commenced from February 2024, with the outgoing Chair reaching the maximum allowed term under TPP20-08. All members completed written conflict of interest declarations and confidentiality agreements.

This year, the secretariat focused on building on the enhancements from the previous year which continued to support the committee's effectiveness adopting a continuous improvement approach.

Table 36: Attendance at Department of Education Audit and Risk Committee meetings 2023-24

Name	Title	Meetings attended/eligible
Elizabeth Carr AM	Independent Chair (from February 2024)	3/3
	Independent Member (from August 2023)	1/1
John Gordon	Independent Member	7/7
Jennifer Palmer	Independent Member	7/7
Todd Davies	Independent Chair (term expired January 2024)	4/4
Carol Holley	Independent Member (resigned August 2023)	0/2

Internal Audit and Risk Management Attestation Statement



Internal Audit and Risk Management Attestation Statement for the 2023-2024 Financial Year for the NSW Department of Education

I, Murat Dizdar, am of the opinion that the NSW Department of Education has internal audit and risk management processes in operation that are compliant with the seven (7) Core Requirements set out in the Internal Audit and Risk Management Policy for the General Government Sector, specifically:

Core Requirements

Risk Management Framework

1.1	The Accountable Authority shall accept ultimate responsibility and accountable for risk management in the agency.	Compliant
1.2	The Accountable Authority shall establish and maintain a risk management framework that is appropriate for the agency. The Accountable Authority shall ensure the framework is consistent with AS ISO 31000:2018.	Compliant

Internal Audit Function

2.1	The Accountable Authority shall establish and maintain an internal audit function that is appropriate for the agency and fit for purpose.	Compliant
2.2	The Accountable Authority shall ensure the internal audit function operates consistent with the International Standards for Professional Practice for Internal Auditing.	Compliant
2.3	The Accountable Authority shall ensure the agency has an Internal Audit Charter that is consistent with the content of the 'model charter'.	Compliant

Audit and Risk Committee

3.1	The Accountable Authority shall establish and maintain efficient and effective arrangements for independent Audit and Risk Committee oversight to provide advice and guidance to the Accountable Authority on the agency's governance processes, risk management and control frameworks, and its external accountability obligations.	Compliant
3.2	The Accountable Authority shall ensure the Audit and Risk Committee has a Charter that is consistent with the content of the 'model charter'.	Compliant

Membership

The independent chair and members of the Audit and Risk Committee are:

- Independent Chair, Elizabeth Carr, appointed February 2024, term expires February 2027
- Independent Member, Jennifer Palmer, appointed November 2022, term expires November 2025
- Independent Member, John Gordon, appointed February 2019, term expires February 2027
- Independent Chair, Todd Davies, appointed February 2019, term expired in February 2024
- Independent Member, Carol Holley, appointed April 2021, resigned August 2023


Murat Dizdar
SECRETARY
DEPARTMENT OF EDUCATION
4 October 2024

Department of Education contact officer:
Mark Grant
Chief Operating Officer

Consultants

Engagement of consultants less than \$50,000

The department had one engagement with an actual cost of \$30,000, excluding GST.

Engagement of consultants greater than \$50,000

The department engaged with the following consultants in 2023-24 where the actual cost was greater than \$50,000, excluding GST.

Table 37: Engagement of consultants in 2023-24 greater than \$50,000

Consultant	Title of project	Actual cost
WSP Australia Pty Ltd	Environmental Management Health Check	\$75,923
Deloitte Touche Tohmatsu	Project Management and Advisory Services to Infrastructure Planning	\$92,928
Protiviti Pty Ltd	End-to-end process review - Smart and Skilled	\$228,500
Publicis Sapient Australia Pty Ltd	DoE Project Management Office Project	\$308,534
Teaching Education Services Alliance	Review of Section 83C, Education Act 1990	\$335,000

Notes: Excludes GST. This table is corrected with an [erratum](#) tabled in the NSW Parliament on 4 March 2026.

NSW VET Review

The NSW VET Review concluded in June 2024. This was a NSW Government election commitment that comprehensively reviewed the NSW VET system and provided recommendations on opportunities to better meet the skills needs of NSW and its students. The review was led by an independent panel and supported by a department secretariat. The panel was remunerated a total of \$332,211, including GST, in 2023-24.

Oversight of financial assistance to non-government schools

The department regulates the non-government schools sector's compliance with the not-for-profit requirements for government funding under the *Education Act 1990*.

In 2023-24, 5 financial audits and 4 preliminary reviews were completed; 7 investigations continued (5 ongoing and 2 new investigations); and 2 non-compliance declarations by the Minister for Education and Early Learning. Over \$5 million in government financial assistance was also recovered from various non-government schools.

The department also focused on promoting awareness and understanding of the regulatory requirements for non-government schools under section 83C of the *Education Act 1990*. This included establishing a direct communication channel for non-government schools to enquire on specific not-for-profit compliance matters, publishing the bi-annual Non-Government Schools Not-for-Profit Newsletter and presenting on the not-for-profit requirements at various non-government school forums.

A new clause in the Education Regulation 2017 (clause 10B) was introduced in March 2024 to clarify how non-government schools can use their income and assets to deliver recognised education and care programs (including long day care, preschool and out-of-school hours care programs).

National education reforms

National School Reform Agreement

The National School Reform Agreement was extended in December 2023 for 12 months to 31 December 2024. NSW continues to negotiate with the Australian Government to implement a new national reform and funding agreement from 1 January 2025.

National Student Voice Council

The department supported the National Student Voice Council as the secretariat and the council held its first meeting in December 2023. The council was established for students to provide their views on national education policies to Education ministers. The Council comprised of 32 students from around Australia – 4 students from each state and territory and from the government and non-government schools sectors.

The National Artificial Intelligence (AI) in Schools Taskforce and National AI Framework

The department is the secretariat for the National AI in Schools Taskforce since it was established in April 2023. The taskforce provides support and guidance on implementing the [Australian Framework for Generative Artificial Intelligence \(AI\) in Schools](#), which was endorsed by all Education ministers in December 2023.

Grants to non-government organisations

This section outlines the nature and purpose of each grant program and lists grants the department disbursed to non-government organisations under each program in 2023-24.

Table 38: Overview of grant programs, 2023-24

Grant program	Total grants (\$)
1,000 Apprentices and Trainees	94,000
Aboriginal Education Grants	5,590,188
Adult Community Education Program	22,502,538
Asylum Seeker Employment Skills Support (ASESS)	844,501
Australian Early Development Census (AEDC) Community Grants	110,000
Campion College	750,000
Community Languages Grants	7,611,587
COVID Intensive Learning Support Program	12,000,000
Early Childhood Education and Care Grants	909,057,219
Educational Pathways Program	4,047,023
Educational Support Grants	293,001
Football in Schools	3,625,000
Get in the Game	4,056,040
Group Training Organisations	766,600
Industry Participation and Support Program	2,310,770
Miscellaneous Education Grants	2,027,369
Olympics Unleashed	500,000
Out of School Hours Care Grants	10,449,940
Productivity Bootcamp	1,490,287
Refugee Employment Support Program	3,558,865
Regional Conservatorium Grants Program	8,144,790

Grant program	Total grants (\$)
Regional Industry Education Partnership	1,621,547
Regional Study Hubs	3,330,300
Regional Workforce Development	129,278
School Leadership Management Grants	465,018
Smart and Skilled Thin Market Program	101,444
Social Impact Investment	3,561,737
Special Education Grant-In-Aid	31,215
Student Wellbeing Innovation Fund	1,365,431
Talent Development Project	324,720
Trade Pathways Program	12,667,235
Vocational Education and Training in Schools	10,004,558
Women in Construction	5,059,905
Youth Employment Strategy Program	353,400
Early Childhood Education and Care Grants (Childcare and Economic Opportunity Fund Grants) ¹	23,456,625
Grand total	1,062,302,129

Notes: Figures are subject to rounding. *Excludes program(s) where payments have been made to recipients on behalf of registered service providers and national partnership programs

¹ The grant program has been reported in the department's annual report as the department managed the program, including determining eligible recipients and distributing payments. The department has been reimbursed by the Childcare and Economic Opportunity Fund. As such, the grants are reported in the Childcare and Economic Opportunity Fund's financial statements for the year ended 30 June 2024 instead of the department's financial statements.

1,000 Apprentices and Trainees

Funding to employ an additional 1,000 apprentices and trainees across NSW Government agencies and State Owned Corporations over 3 years (until 30 June 2026). Apprentices employed will be funded for the term of their apprenticeships which may continue to 2030.

Table 39: 1,000 Apprentices and Trainees, 2023-24

Organisation	Amount (\$)
ADCO Constructions Pty Ltd	94,000
Total paid in 2023-24	94,000

Aboriginal Education Grants

Providing workplace mentoring, improving access to employment and training, and creating business opportunities for Aboriginal and/or Torres Strait Islander people.

Table 40: Aboriginal Education Grants, 2023-24

Organisation	Amount (\$)
Aboriginal Employment Strategy Ltd	104,273
Bamara Pty Ltd	399,793
Bara Barang Corporation Ltd	56,250
Barang Regional Alliance Ltd	30,000
Gomeroi Education and Training Pty Ltd	368,912
Illawarra Aboriginal Corporation	450,000
Kari Foundation Ltd	1,550,000
MTC Australia Ltd	611,041
Narrabri Shire Council	40,000
NSWALC Employment and Training Ltd	435,000
Souths Cares PBI Ltd	600,131
Tamworth Local Aboriginal Land Council	534,287
Transition Education Australia Pty Ltd	7,000

Organisation	Amount (\$)
Ungooroo Aboriginal Corporation	363,500
Wagga Wagga City Council	40,000
Total paid in 2023-24	5,590,188

Adult Community Education Program

Delivering training and support that cannot be effectively addressed through Smart and Skilled programs, up to and including Certificate III level.

Table 41: Adult Community Education Program, 2023-24

Organisation	Amount (\$)
ACE Community Colleges Ltd	1,549,039
Byron Region Community College Inc	732,636
Camden Haven Community College Inc	793,786
Coffs Coast Education & Training Organisation Inc	593,016
Community College-Northern Inland Inc	1,089,428
Community Colleges Australia Ltd	129,941
Deaf Services Ltd	202,124
Guyra Adult Learning Association Inc	156,890
Hornsby Ku-Ring-Gai Community College Inc	338,606
Kiama Community College Ltd	871,629
Macarthur Community College Inc	584,447
Macquarie Community College	1,063,015
Nepean Community College Inc	786,761
New England Community College Inc	14,000
North Coast Community College Inc	781,952
Northern Beaches Community College Ltd	259,800
Penrith Skills for Jobs Ltd	121,240
Port Macquarie Community College Inc	913,027

Organisation	Amount (\$)
Riverina Community College Ltd	824,432
Robinson Education Centre Ltd	472,403
St George & Sutherland Community College Inc	476,300
Sydney Community College Ltd	373,679
Sydney East Community College	565,498
Tamworth Community College Inc	757,317
The Eurobodalla Adult Education Centre Inc	627,417
The Parramatta College Inc	770,307
Tomaree Community College Inc	215,114
Tuggerah Lakes Community College Ltd	780,699
VERTO Ltd	1,914,293
Western Riverina Community College Inc	530,276
Workers' Educational Association - Hunter	1,585,646
Workers' Educational Association - Illawarra	332,284
Zeal Futures Learning	1,295,536
Total paid in 2023-24	22,502,538

Asylum Seeker Employment Skills Support (ASESS)

Offering a range of initiatives to help participants develop suitable career paths and provide them with the tools required to gain sustainable and skilled employment.

Table 42: Asylum Seeker Employment Skills Support, 2023-24

Organisation	Amount (\$)
Host International Ltd	214,914
Settlement Services International Ltd	629,587
Total paid in 2023-24	844,501

Australian Early Development Census (AEDC) Community Grants

Encouraging communities to engage with and respond to their AEDC data outcomes from 2021 data collection, and supporting early intervention in communities with high vulnerabilities or limited services.

Table 43: Australian Early Development Census (AEDC) Community Grants, 2023-24

Organisation	Amount (\$)
Catholic Diocese of Paramatta (Ambrose Early Learning, Santa Sophia, Box Hill)	15,000
Catholic Schools NSW Ltd	40,000
Dubbo and District Preschool Kindergarten Inc	15,000
The Association of Independent Schools of NSW Ltd	40,000
Total paid in 2023-24	110,000

Campion College

Funding the construction of capital infrastructure at Campion College, worth \$5 million over financial years 2021-22 to 2023-24.

Table 44: Campion College, 2023-24

Organisation	Amount (\$)
Campion Foundation Ltd	750,000
Total paid in 2023-24	750,000

Community Languages Grants

Supporting outside-of-school hours programs for school-aged students to maintain and develop their background or heritage language.

Table 45: Community Languages Grants, 2023-24

Organisation	Amount (\$)
3LS Creative Centre Inc	14,800
Afghan Community Support Association of NSW Inc	11,000
Amistad Latina Spanish School Inc	26,800
AB2 CD-Association for Brazilian Bilingual Children's Development Inc	25,800
Academy of Chinese Culture Inc	3,400
Afghan Association of Hunter Inc	2,500
Afghan Australian Noor Association Inc	47,200
Afghan Fajar Association Inc	6,600
Akkademja Maltija Ta' NSW Inc	2,600
Al Aqsa Inc	57,000
Al Bayan School Inc	22,000
Al-Bayan Institute Inc	120,400
Alefba Farsi School	8,000
Alfirdaus College Pty Ltd	43,400
Alhabib Arabic School Inc	37,600
Al-Jaafaria Society Inc	24,600
Al-Khair Inc Association	10,800
Alliance Francaise de Newcastle Inc	2,500
Al-Minia Charitable Association Ltd	9,600
Alsadeq Arabic Association Inc	17,600
Ambassadors Multicultural Mission (International) Association Inc	90,400
Andisheh Persian School	16,200
Ao Yu Chinese School Inc	6,600
Arabic Education Society Inc	6,400

Organisation	Amount (\$)
Arabic Privet College Australia	11,200
Armenian General Benevolent Union Ltd	4,400
Art and Culture Uruguayan Committee Inc	2,500
Artarmon Muslim Community Association	11,000
Asanteman Australia (NSW) Inc	2,600
Ashabul Kahfi Language School Inc	48,000
Association of Community Language Schools Inc	149,746
Assyrian Australian Association	30,600
Assyrian's Nation Association Inc	11,000
Auburn Arabic School	10,566
Australian Afghan Hassanian Youth Association Inc	12,366
Australian Ataturk Cultural Centre Inc	31,400
Australian Beirut Charitable Association Inc	23,000
Australian Chinese & Descendants Mutual Association Community Ltd	39,000
Australian Chinese Community Association of NSW	56,200
Australian Council for the Promotion of Chinese Language and Cultural Inc	234,000
Australian Druze Community Inc Ltd	7,200
Australian Hindu Multicultural Association	10,400
Australian Islamic Mission Inc	16,600
Australian Kids Women Association Inc	33,400
Australian Korean Dream Inc	4,800
Australian Malayalee Islamic Association -NSW	13,000
Australian Marathi Vidyalaya Inc	23,400
Australian Peace Association Inc	16,000
Australian School of Arabic Inc	26,000
Balakairali -Sydney Malayalee Kids Association Inc	12,400

Organisation	Amount (\$)
Balar Malar Tamil Educational Association Inc	165,600
Bangla School Inc	10,800
Bangla School Punchbowl Inc	10,000
Bangladesh Association of NSW	5,600
Bangladesh Society for Puja and Culture Inc	6,200
Bangladesh Society of Sydney Inc	13,600
Bantal Pulaar Community Group Australia Inc	6,600
Bayside Japanese School Inc	12,000
Bhanin Education Inc	29,600
Blacktown Nepalese Community	2,500
Bodhi Vietnamese Language School Inc	7,600
Bosnian Ethnic School	19,400
Boya College of Language and Culture Inc	7,800
Buddharangsee Thai Community Language School Inc	22,600
Bulgarian Cultural and Social Association "Rodina" Inc	6,800
Cambodian Australian Welfare Council of NSW Inc	11,400
Campbelltown Bangla School	6,200
Carlingford Chinese Language School	23,000
Central Coast Japanese Community Language School	4,506
Central Council of Croatian Ethnic Schools of NSW Inc	59,800
Chanh-Phap Vietnamese Buddhist Youth Association of New South Wales Inc	7,800
Chen Feng Chinese Language College Inc	22,000
Cherrybrook Chinese Community Association Inc	14,600
Chinese Australian Services Society Ltd	125,600
Cho Dae Korean Baptist Church Inc	23,200

Organisation	Amount (\$)
Clemton Park School Chinese Language and Cultural Association	16,400
CNA Multicultural Services Inc	4,000
Co As It Italian Association of Assistance	44,600
Cyprus Community of NSW Ltd	7,800
Czech and Slovak School of Sydney	10,000
Daar Al Wafa Australian Association Inc	24,400
Datong Chinese School Ashfield Inc	101,800
De Nederlandse School de Kangoeroe Inc	21,200
Der-Huy Chinese School Inc	19,400
Deutschstunde	37,600
Disciples Church Joyful Korean Language School Inc	36,000
Dubbo Nepalese Community Australia-DNCA	2,500
Dundas Chinese School Inc	7,200
Eastlakes Saturday Turkish School	6,800
Eastwood Tamil Study Centre Inc	24,600
Eine Kleine Deutsche Schule	3,000
First Serbian Orthodox Church School Community St Sava	20,400
Flamingo Education Inc	6,400
Forest Japanese School Inc	14,600
Gallipoli Education and Cultural Association Inc	6,800
Gallipoli Saturday Turkish School Inc	6,881
GDPT Bo De Minh Quang The Vietnamese Buddhist Youth of NSW Australia Inc	4,600
German Saturday School Sydney Inc	9,000
Gosford Chinese Language School Inc	12,400
Greek Orthodox Archdiocese of Australia	43,000
Greek Orthodox Archdiocese of Australia Parish of St Nicholas Marrickville Church & Ethnic School	13,600

Organisation	Amount (\$)
Greek Orthodox Parish of Northern & Western Suburbs	11,000
Greek Orthodox Parish of St George Rose Bay	11,600
Greenvally Languages and Arts School Inc	10,800
Hamazkaine Armenian Educational & Cultural Society Regional Committee	45,200
Hanaro Korean School Inc	12,000
Hanyulink Chinese Language School Inc	21,000
Happy Chinese Language Association Inc	11,000
Harmony Russian School of Sydney Inc	7,600
Hellenic Academy of NSW Inc	4,000
Hellenic Centre for Language & Culture of Australia Inc	6,600
Hellenic Orthodox Community of Kingsgrove Bexley North Beverley Hills & Districts Ltd	18,600
Hellenic Orthodox Parish and Community of Blacktown Districts Ltd	19,600
Hoodan-Noor (Guidance of the Light)	44,200
Hornsby Chinese Education Centre Inc	80,800
Hornsby Chinese Language and Culture School Inc	61,000
Hornsby Japanese School Inc	9,800
Hua Xia Chinese Culture School	53,000
Hungarian School Sydney	7,400
Hunter Chinese Language School Inc	6,800
Hunter Japanese Community School Inc	6,600
Hunter Parents & Teachers Association of Community Languages Schools Inc	155,346
Hunter Telugu Badi Inc	2,200
Huyen Quang Buddhist Youth Association Inc	3,600
IAFA NSW Inc	10,000
Illawarra Arabic Academy Inc	47,800

Organisation	Amount (\$)
Illawarra Burmese Language School	3,800
Illawarra Karen Language School Inc	5,000
Illawarra Spanish School Inc	9,000
Illawarra Thai School Inc	2,500
Imam Ali College Ltd	131,800
Immanuel Australia Church Inc	4,200
Indo-Aust Bal Bharathi Vidyalaya-Hindi School Inc	46,200
Inner Journey Ministry Inc	18,400
Inner West Vietnamese Community Language School Inc	27,400
International Buddhist Association of Australia Co-Operative Ltd	5,200
International Youth Fellowship Inc	3,600
Iranian Educational and Cultural Centre Inc	10,000
Islamic Charity Projects Association Inc	102,000
Islamic Community Milli Gorus Wollongong Inc	7,800
Islamic Women's Welfare Association	34,000
Jaliyati Inc	4,600
Japan Club of Sydney Inc	71,000
Japanese Sunday School Inc	13,600
Korean Catholic Language School Inc	62,200
Korean Cultural Centre Inc	2,500
Lao Community Advancement (NSW) Co-operative Ltd	6,600
Lao Oz Inc	5,600
Lindfield Korean School Inc	44,000
Liverpool Polish Saturday School	1,600
Looyce Armenian School Inc	4,600
Lotus Chinese Community Language School Inc	4,400
Macarthur Polish Saturday School Inc	12,600

Organisation	Amount (\$)
Macedonian School Council of NSW Inc	43,000
Mahamevnawa Sydney Education Inc	2,500
Manda House In Australia Inc	17,000
Mandi Yehya Youhanna	15,400
Maroubra Russian School Inc	7,200
Marrickville West Turkish School	4,200
Matraville Turkish School Inc	4,200
Ming-Der Chinese School	81,000
Minghui School Inc	7,200
MKUD Makedonski Biseri	4,400
ML Language & Culture School Australia Inc	5,600
Mongolian Community Language School Inc	3,400
Muhammadi Welfare Association Inc	33,400
NSW Indo-China Chinese Association Inc	42,200
Nepean Turkish School Inc	20,000
New South Wales Board of Jewish Education	16,600
New South Wales Federation of Community Language Schools Inc	159,746
Newcastle Arabic School Inc	12,000
Newcastle Korean Language School Inc	4,200
Newcastle Tamil Sangam Inc	2,000
North Shore Japanese School	24,800
Norwest Community Chinese School Inc	10,400
Nova Ukrainian School Inc	7,400
NSW Epping West Chinese School Inc	44,800
NSW Japanese School Inc	11,200
NSW Khmer Language School Association Inc	11,200
NSW Turkish Education and Performing Arts Inc	20,200
NSW Umit Uighur Language School	10,000

Organisation	Amount (\$)
NSW Vinh Khang Chinese School Inc	16,600
Ocean Park Ministry Inc	7,200
Odua Group of New South Wales Inc	10,400
Om Rameshwar Association Inc	16,000
Onhamsung Australia Inc	4,600
Otiyot Inc	2,500
Paadasala Malayalam Educational Association Inc	10,000
Pacific Communities Centre Inc	10,800
Parramatta Arabic School Inc	39,800
Parramatta Hanguel School Inc	10,400
Parramatta Persian Primary and High School Inc	6,400
Pathashala Australia Nepali Language School Inc	11,200
Pei Ji Chinese School Inc	48,600
Penrith Korean Language School Inc	5,400
Phap Bao Buddhist Youth Language School Inc	11,200
Pinoy Community Cultural Class	2,600
Polish Association of Newcastle Inc	1,400
Polish Educational Society	17,800
The Polish School of Sydney Inc	11,400
Polish School Wollongong Inc	2,000
Portuguese Community Schools of Sydney Inc	14,400
Presbyterian Church of Australia in the State of New South Wales Parish of Chester Hill	2,800
Preserving the Arabic Language in Australia (PAL) Inc	10,800
Qing Hua Chinese Language School Inc	159,000
Queanbeyan Chinese Language School Inc	2,200
Rooyesh Farsi Language School Inc	8,200

Organisation	Amount (\$)	Organisation	Amount (\$)
Ruslingvo Inc	13,400	St. Mary's Antiochian Orthodox Church of the Dormition Mount Pritchard Inc	3,800
Russian School of Newcastle	7,400	St. Nicholas Antiochian Orthodox Church	8,800
Sabeel Inc	1,800	St. Raphael's Greek Orthodox Parish of Liverpool and District Ltd	18,800
Saint Andrew Bogolubsky Russian Ethnic School Inc	4,800	St. Seraphim Russian Community School Hornsby Inc	30,800
Saint Charbel's Ethnic School	4,600	Sutherland Shire Chinese Language School Inc	18,200
Samoan Community Culture Arts and Language Association (SCCALA) Inc	4,400	Swedish School In Newcastle	800
School of Vedic Sciences (Aust) Inc	36,800	Swedish School In Sydney	24,600
Shabdamaala - Nepali Language School	29,000	SWS Children's Chinese School Association	5,400
Shanhe Education Inc	9,200	Sydney Chinese School Inc	48,000
Shine Chinese Community School Inc	25,400	Sydney Elim Presbyterian Church Inc	6,000
Sikh Khalsa Mission Inc	36,000	Sydney Elite Chinese School Inc	48,400
Sikh Mission Centre Sydney Inc	6,000	Sydney Full Gospel Church	42,600
South Asian Australian Association	36,800	Sydney Grace Korean School Inc	5,000
South Coast Chinese Language School	6,600	Sydney Juan Church in Australia Inc	10,800
South Coast Portuguese Association Ltd	3,800	Sydney Latvian Society Ltd	2,600
South Coast Tibetan Community Inc	2,200	Sydney Next Church Inc	3,800
Sri Guru Singh Sabah Sydney The Sikh Association of Sydney Inc	6,600	Sydney Nihao Chinese Culture School	5,600
St Alexander Nevsky Russian School Inc	25,800	Sydney Northwest Chinese School	72,800
St Andrew's Ukrainian Catholic Parish Lidcombe	27,000	Sydney Punjabi Society Inc	5,000
St George Serbian Orthodox Church - Cabramatta	9,600	Sydney Sae Soon Presbyterian Church Inc	56,400
St George Spanish School	6,400	Sydney Saturday School of Japanese	46,000
St John The Baptist Antiochian Orthodox Church Inc	3,400	Sydney Suomi Koulu/Sydney Finnish School Inc	6,000
St John The Baptist Serbian Orthodox Parish And Church Community	10,600	Sydney Yu Cai Chinese Language School Inc	60,000
St Lazarus Serbian Orthodox Church	18,000	Tamil Civic Centre Inc	5,600
St Sava Serbian Orthodox Church School Building Fund (Flemington)	4,000	Tamil Study Centre Homebush Inc	39,000
St Thomas the Apostle Chaldean Catholic Church	17,000	Tamil Study Centre Mount Druitt	36,400
		Telugu Association Inc	42,200

Organisation	Amount (\$)	Organisation	Amount (\$)
The Arabic Australian Education Centre Inc	16,800	The Sinhalese Cultural Forum of New South Wales Australia Inc	40,000
The Australia Korean School Inc	33,200	The Trustees of the Roman Catholic Church for the Diocese of Saint Maron Sydney	76,600
The Australian Association of All Nationalities of China	17,400	The Tzu-Chi Academy Australia Inc	24,600
The Australian Chinese School Inc	6,800	The West Ryde Huizhi Chinese School Inc	10,400
The Australian Sikh Association Ltd	124,200	Thomas Chinese Language School Inc	6,200
The Australian Taiwanese Friendship Association Inc	43,400	Tibetan Children's School of Newcastle and Hunter Region Inc	6,800
The Greek Community of Mascot and District Inc	4,400	Tibetan Community of Australia (NSW) Inc	22,800
The Greek Orthodox Church & Community of Leichhardt & District of St. Gerasimos Ltd	9,400	Tongan Language School	3,800
The Greek Orthodox Church and Society of the City of Greater Wollongong	3,400	Tripoli and Mena Association Ltd	43,000
The Greek Orthodox Church Community of Bankstown District St. Euphemia Ltd	12,600	United Subcontinental Languages Schools of New South Wales Inc	9,600
The Greek Orthodox Community of New South Wales Ltd	55,400	Victory Mandarin School Association Inc	39,000
The Greek Orthodox Parish & Community of Belmore & District All Saints Ltd	4,000	Vietnamese Community In Wollongong Inc	6,800
The Greek Orthodox Parish & Community of Burwood & District Saint Nectarios Ltd	12,200	Vietnamese Cultural Schools Association Inc	199,200
The Greek Orthodox Parish & Community of Kogarah & District Resurrection of Christ Ltd	38,000	Vietnamese Parents and Citizens Association Inc	60,400
The Greek Orthodox Parish of St Spyridon Sydney	11,931	Vietnamese Parents Committee Greenvalley Inc	40,200
The Hellenic Orthodox Community of Parramatta and Districts	18,800	Vietschool Inc	2,500
The Hills Chinese School Inc	184,000	Vishva Hindu Parishad of Australia Inc	25,000
The Lebanese Arabic School	116,600	Wananchi Newcastle Inc	1,400
The Lebanese Moslem Association	81,200	Wentworthville Tamil Study Centre	91,200
The Presbyterian Church (New South Wales) Property Trust	49,600	Western Sydney Chinese School Inc	8,600
The Sabian Mandaean Association in Australia Ltd	12,600	Western Sydney Urdu School Inc	21,200
		Whalesong Education Inc	2,500
		Wollongong Mandarin Chinese School Inc	7,000
		Wollongong Russian Language School	8,200
		Yagoona Arabic School Inc	23,600
		Total paid in 2023-24	7,611,587

COVID Intensive Learning Support Program

Delivering targeted and intensive small-group tuition support to students with the greatest learning needs in primary, secondary and specialist schools.

Table 46: COVID Intensive Learning Support Program, 2023-24

Organisation	Amount (\$)
Catholic Schools NSW Ltd	8,224,033
The Association of Independent Schools of NSW Ltd	3,775,967
Total paid in 2023-24	12,000,000

Early Childhood Education and Care Grants

Providing support for preschools, long day care, vacation care, occasional care, early childhood services, sector development and support for children with additional needs.

Table 47: Early Childhood Education and Care Grants, 2023-24

Organisation	Amount (\$)
3 Bears Childcare Centre Pty Ltd	89,831
3 Bears Cottage Pty Ltd	66,006
3LW Pty Ltd	69,571
730 Pty Ltd	69,640
A & H Dalpadado Pty Ltd	56,461
A & I Pty Ltd	13,684
A & J Bannerman Pty Ltd	41,633
A & L Enterprises Australia Pty Ltd	103,860
A & M Attalla Pty Ltd	29,146
A And D Child Care Pty Ltd	181,639
A B C Day Care Pre School	8,614

Organisation	Amount (\$)
A Dragons Tale Childcare Pty Ltd	48,960
A2Z Learning Centre Pty Ltd	73,309
AAA1 Pty Ltd	195,254
Aasha Pty Ltd	50,448
Abacus Cottage Pty Ltd	69,273
Abbotsford Long Day Care Centre Inc	142,317
Abbotsleigh School	123,438
ABC 123 Child Care & Early Learning Centres Pty Ltd	112,164
Abdallah Group Pty Ltd	68,784
Abercrombie Street Child Care Ltd	95,224
Aberdare Preschool Inc	1,046,467
Aberdeen Preschool Association Inc	553,933
Abernethy Enterprises Pty Ltd	88,164
Abu Sefein Operating Pty Ltd	130,336
Academy For Early Learners	22,828
ACB Concepts Pty Ltd	67,618
Achievers Early Learning Centre Pty Ltd	71,837
Active Kids Pre School Centre of Excellence Pty Ltd	855,390
Activity Centres Inc	21,754
Adamstown Community Early Learning and Preschool Inc	122,350
Adamstown Pre-school Services Pty Ltd	122,337
Adelong Preschool Inc	555,256
Adluke Pty Ltd	29,129
Advanced Childcare Pty Ltd	21,615
Advanced Early Learning Pty Ltd	415,174
Advanced Kinder Care Pty Ltd	46,057
Adventureland Preschool Inc	601,239
Affinity Education Group Ltd	10,381,110
Ags Sidhu Enterprises Pty Ltd	177,326

Organisation	Amount (\$)
Ahmed Enterprises Pty Ltd	174,362
AI Kids Academy	990
AKA Technology & Management Ideas Pty Ltd	142,485
Al Noori Child Care Pty Ltd	142,931
Al Zahra College Ltd	140,976
Albury City Council	102,292
Albury Occasional Childcare and Early Learning Centre Association Inc	136,154
Albury Preschool Kindergarten Inc	1,327,459
Albury Toy Library	3,605
Albyn Cottage Child Care Centre Pty Ltd	35,346
Alcheringa Preschool Association Inc	805,819
Alexandria Early Education Pty Ltd	115,099
Alexandria Montessori Academy Pty Ltd	99,231
Alfred Academy Early Learning Centre Pty Ltd	65,583
Alkeringa Early Childhood Education and Care Service	70,819
All 4 Kids Kindergarten Pty Ltd	251,899
All Saints Education Group Pty Ltd	66,109
All Saints Education Pty Ltd	90,009
All Saints Preschool Albion Park Inc	665,380
Allambie Heights Kindy Pty Ltd	95,243
Allegramax Pty Ltd	20,988
Alphababies Pty Ltd	152,022
Alphabet Cottage Pty Ltd	81,252
Alphabet Long Day Care College	153,948
Alphabeta Business Management Services Pty Ltd	4,193
Alstonville Community Preschool	1,304,269
AMD Early Learning Pty Ltd	75,051
Amigoss Preschool and Long Day Care Co-Operative Ltd	42,424

Organisation	Amount (\$)
Amity College Australia Ltd	51,126
Amy Hurd Early Learning Centre Inc	127,732
Anastasiou Investments Pty Ltd	65,211
ANBA Wanis Pty Ltd	101,206
Anderson Day Care Pty Ltd	46,026
Angel Long Day Care Pty Ltd	99,073
Angelic Kids Pty Ltd	110,855
Angelos Childcare Centre Pty Ltd	83,860
Angels Kindergarten	65,851
Anglas Pty Ltd	53,552
Anglican Schools Corporation	1,480,940
Anglicare NSW South NSW West and ACT	1,171,272
Anibal 21 Pty Ltd	248
Annette's Place Inc	323,182
Antara Bexley Pty Ltd	77,451
Antara Carlton Pty Ltd	91,916
Antara Miranda Pty Ltd	118,568
Anzac Village Preschool Association Inc	829,738
APL & Associates Pty Ltd	195,216
Apple Bear Pty Ltd	92,608
Apples and Honey Preschool Inc	101,800
Arden Anglican School	312,013
Ariah Park Preschool Association Inc	278,253
Ark Childcare (Aus) Pty Ltd	148,929
Ark Learning Group Pty Ltd	87,881
Arkeane Pty Ltd	95,688
Armidale Community Preschool Inc	866,470
Armidale Montessori Preschool Inc	314,574
Armidale Regional Council	30,486
Armidale Toy Library Association Inc	25,479
Arncliffe Preschool Inc	913,931

Organisation	Amount (\$)
Arndu St Pauls Pre School	1,025,877
Artarmon Family Day Care Pty Ltd	3,133
Arwon Little Angels Pty Ltd	104,221
Ascending Summit Pty Ltd	98,818
Ashbury Kidz Academy Pty Ltd	63,672
Ashfield Baptist Childcare Inc	27,487
Ashfield Child Care Centre Pty Ltd	33,861
Ashfield Little Bunnies Day Care Centre Pty Ltd	31,148
Ashree Services Pty Ltd	75,840
Ask Business Group Pty Ltd	131,989
Aspire Education & Care Group Pty Ltd	110,660
Assyrian Christian Schools Ltd	191,791
Asteve Pty Ltd	103,302
Atlantis Air Pty Ltd	190,744
Attunga Cottage Children's Centre	81,051
Augusta Commercial Pty Ltd	247,629
Aurrum Childcare Pty Ltd	236,028
Austra BT Pty Ltd	23,320
Austral Community Preschool Inc	645,415
Australia Acacia Early Education Pty Ltd	116,056
Australian Anatolian Community Services Co-operative Ltd	218,322
Australian Childcare Pty Ltd	165,610
Australian Chinese & Descendants Mutual Association Community Ltd	56,156
Australian Christian Early Education Ltd	66,609
Autism Spectrum Australia (ASPECT)	660,000
Avalon Montessori Association	234,027
Avoca Beach Preschool Pty Ltd	114,888
Awabakal Ltd	1,438,386
AY & MO Pty Ltd	102,781
B & E Early Learning Preschool Pty Ltd	115,077

Organisation	Amount (\$)
Babyccino Pty Ltd	39,361
Baib Enterprise Pty Ltd	70,161
Baker Street Childcare Education Pty Ltd	349,233
Balgowlah PUNCHINELLO Kindergarten	43,001
Ballina Fox Street Preschool Inc	864,589
Ballina River Street Children's Centre Inc	1,084,175
Balmain Care For Kids Pty Ltd	162,258
Balmain Children's Centre Ltd	65,852
Balranald Early Learning Centre Inc	63,266
Bambi Kindergarten Association Inc	548,419
Bangalow Community Children's Centre	159,906
Banjem Pty Ltd	30,586
Bankstown Childcare Academy Pty Ltd	82,156
Bankstown Community Resource Group Inc	1,224,819
Bankstown Montessori Association Inc	197,407
Bankstown Multicultural Children's Centre	20,890
Banyan Tree Early Learning Centre	25,785
Baradine Preschool Inc	465,624
Barangaroo Montessori Academy Pty Ltd	217,453
Barnardos Australia	433,732
Barraba Preschool Inc	403,038
Basin View Child Care Centre Pty Ltd	55,196
Bathurst Early Childhood Intervention Service Inc	139,240
Bathurst Little Learning Centre Pty Ltd	3,785
Bathurst Regional Council	157,605
Batlow Apple Tree Learning Centre Co-Operative Ltd	37,655
Baulkham Hills Preschool Kindergarten Inc	852,206
Bayside Council	290,247
BB Childcare Pty Ltd	152,892

Organisation	Amount (\$)
Beach Kids Early Learning & Preschool	132,001
Beachside Financials Pty Ltd	38,308
Beacon Hill Community Kindergarten Association Ltd	891,513
Bearchildcare Pty Ltd	342,969
Bee Happy Child Care Centre	32,463
Beecroft LDC Pty Ltd	1,247,556
Bees Nees Early Learning Pty Ltd	73,441
Bega Preschool Association Inc	1,203,566
Bega Valley Shire Council	958,691
Begal Pty Ltd	72,937
Belahlee Pty Ltd	74,482
Belbrax Pty Ltd	46,162
Believe Playschool Pty Ltd	32,711
Bellbird Preschool Inc	701,549
Bellingen Preschool Inc	750,064
Belmont North Preschool Inc	545,408
Belmore Montessori Academy Pty Ltd	216,694
Bemsa Pty Ltd	448,253
Bendemere Preschool Inc	296,871
Benelong Enterprises Pty Ltd	52,692
Benjamin Enterprises Pty Ltd	117,942
Benn and Cook Pty Ltd	151,831
Bennett St Childcare Centre Pty Ltd	68,809
Bentar Investments Pty Ltd	203,555
Bentley Community Preschool Inc	240,043
Berakah Christian Education Ltd	1,253,379
Berala Jack & Jill Preschool Kindergarten Inc	1,088,961
Berkeley Vale Preschool Kindergarten Inc	1,256,355
Bermagui Preschool Co-Operative Society Ltd	548,797

Organisation	Amount (\$)
Berridale Little Stars Preschool & Childcare Centre	11,443
Berrigan Children's Centre Association Inc	74,737
Berry Community Pre-School	498,599
Best Bechaz Pty Ltd	205,675
Best Kidz Management Pty Ltd	186,415
Bestkinder Pty Ltd	83,201
Best-Practice Education Group Ltd	88,935
Betty Spears Child Care Centre Ltd	108,127
Beulah Matumbi Pty Ltd	10,503
Bexley Jack & Jill Pre-school Inc	1,002,531
BHL Childcare Ltd	185,571
Big Bear Academy Pty Ltd	81,793
Big Fat Smile Group Ltd	7,474,520
Big Strides Early Learning Centre Pty Ltd	55,116
Bilambil Community Preschool & OOSH Inc	666,003
Billi Lids Long Day Care Centre	67,675
Billy Kids (100) Pty Ltd	176,302
Billymack (No 2) Pty Ltd	102,724
Binaar Pty Ltd	144,600
Binnaway Preschool Inc	180,920
Binnowie Kindergarten Co-Operative Society Ltd	785,384
Binya Aust Pty Ltd	161,605
Biohelp Pty Ltd	144,402
Bir Investments Pty Ltd	80,155
Biralee Preschool Finley Inc	491,801
Birchgrove Community Association Ltd	466,210
Birrahlee Preschool Lane Cove Ltd	1,592,691
Birrilee Extended Hours Pre-School Pty Ltd	127,386
Birrilee Longday Care Centre Inc	108,744

Organisation	Amount (\$)
Birreelee Multi-Functional Aboriginal Children's Service Aboriginal Corporation	103,311
Birubi Point Community Preschool Association Inc	475,478
Bishk Pty Ltd	92,537
Bishop Tyrell Anglican College	1,083,337
Bizrite Pty Ltd	236,681
Black Lilac Company Pty Ltd	145,290
Black Swan Investments Pty Ltd	33,682
Blackheath Kookaburra Kindergarten Inc	622,389
Blacktown Anglican Child Care	96,618
Blacktown Area Community Centres Inc	93,810
Blacktown Bunyip Inc	388,608
Blacktown City Council	5,288,750
Bland Shire Council	667,490
Blaxland Preschool Kindergarten	1,240,007
Blayney Early Learners	93,008
Blayney Pre School Inc	557,430
Blessed By Bubs Pty Ltd	40,269
Blinky Bill Early Learning Portland Inc	673,594
Blooming Kids Early Learning and Long Day Care Centre	78,050
Blossom Corporate Early Learning Centres Pty Ltd	11,275
Blue Gum Montessori Preschool	449,748
Bluespring Pty Ltd	17,321
BMA Spring Farm Pty Ltd	117,178
BN Children Services Pty Ltd	23,440
Bogan Shire Council	54,124
Bold Minds (NSW) Pty Ltd	87,635
Bolton Point Child Care Centre Inc	109,622
Bombala Preschool Inc	309,025

Organisation	Amount (\$)
Bondi Beach Cottage Inc	74,494
Boolaroo-Speers Point Community Kindergarten Inc	1,134,792
Boorowa Early Education Centre Inc	647,083
Bossy Boots Early Learning Kingscliff Pty Ltd	140,086
Bourke & District Children's Services	1,328,583
Bouvardia Enterprises Pty Ltd	93,858
Bowraville Community Preschool Inc	1,062,249
Boydern Pty Ltd	14,966
Bradbury Preschool Kindergarten Association Inc	1,458,274
Braidwood Preschool Association Inc	656,460
Branxton Preschool Inc	1,565,917
Brayside Community Preschool Inc	1,145,713
Brenham Pty Ltd	182,200
Bright Achievers Childcare & ELC	7,961
Bright Beginners Pty Ltd	63,372
Bright Beginnings Early Years Learning Centre Pty Ltd	106,834
Bright Beginnings Learning Centre Glendenning Pty Ltd	208,894
Bright Beginnings Learning Centre Old Guildford Pty Ltd	93,585
Bright Future Childcare Centre Pty Ltd	66,652
Bright Futures Early Learning Centres Pty Ltd	52,960
Bright Gems Childcare Pty Ltd	56,007
Bright Horizons Australia Childcare	248,599
Bright Lights ELC Pty Ltd	128,271
Bright Sparks Preschool Pty Ltd	127,337
Bright Stars Kindergarten - Early Learning Centres Pty Ltd	131,705
Bright Steps Pty Ltd	108,257

Organisation	Amount (\$)
Bright Sunshine Children Centre	24,293
Brighter Beginnings Early Education Centre Pty Ltd	94,264
Brightly Early Learning Pty Ltd	181,573
Broken Hill Happy Day Preschool Kindergarten Inc	1,224,764
Brooke Avenue Early Learning Centre Pty Ltd	55,122
Broulee Early Learning Centre Pty Ltd	282,415
Bub's Early Learning Centre Bega Pty Ltd	41,225
Budgewoi Halekulani Preschool Kindergarten Inc	881,392
Bulahdelah Preschool	393,472
Bularri Muurlay Nyanggan Aboriginal Corp	780
Bulli Football Club Ltd	147,497
Bumble Bee Childcare (Aust) Pty Ltd	168,970
Bumble Bees Early Learning Centre Pty Ltd	36,662
Bumblebee Forest Pty Ltd	43,142
Bundarra Preschool Kindergarten Association Inc	271,298
Bundeena Bay Long Day Care Pty Ltd	45,425
Bundeena Preschool	404,746
Bundgeam Preschool	294,541
Bundilla Preschool Pty Ltd	78,521
Bungalow Group Pty Ltd	82,378
Bungendore Children's Cottage	67,282
Bungendore Preschool Association Inc	622,762
Bunjum Aboriginal Early Childhood and Family Services Pty Ltd	203,995
Bunyan Pty Ltd	133,229
Bunyip Preschool Harden Inc	483,742
Burren Junction Preschool Association Inc	268,508

Organisation	Amount (\$)
Burringbar Community Preschool Inc	590,835
Burrumbuttock Preschool Centre Inc	258,965
Burwood Montessori Academy Pty Ltd	146,327
Burwood Neighbourhood Child Care Co-Operative Ltd	69,230
Burwood Road Montessori Academy Pty Ltd	120,309
Bush Babies Childcare Pty Ltd	87,903
Busy Bee Kindy	36,521
Busy Bee Long Day Child Care Pty Ltd	19,652
Busy Bees Killarney Heights Pty Ltd	197,062
Busy Bees Lane Cove Pty Ltd	89,154
Busy Bees Long Day Child Care Centre Pty Ltd	169,719
Busy Bees Maroubra Pty Ltd	47,661
Busy Bees Panania Pty Ltd	118,282
Busy Kidz Pty Ltd	86,392
Butterflies International Childcare Centres Pty Ltd	43,033
Buzzing Bees Pty Ltd	61,925
Byron Bay Preschool Inc	1,793,941
Byron Shire Council	87,014
C & D Group Pty Ltd	81,634
C & I Christie Pty Ltd	52,930
C & J Corporation Pty Ltd	284,398
C & T Domingo Pty Ltd	124,005
Cabarita Mortlake Kindergarten Association	891,612
Cajjom Pty Ltd	41,402
Calrossy Preschool	600,356
Camado Pty Ltd	197,271
Camden Community Connections	35,112

Organisation	Amount (\$)
Camden Preschool Kindergarten Co-Operative Ltd	869,238
Cameragal Montessori School	994,572
Cammeray Children's Centre Inc	38,009
Campbell Page Ltd	902,607
Campbell Street Children's Centre Ltd	94,117
Campbelltown City Council	797,613
Campbelltown Community Preschool Inc	955,010
Camperdown Child Care Centre	74,151
Canopy Kids Pty Ltd	164,263
Canowindra Preschool Kindergarten Inc	708,683
Canterbury Children's Cottage Inc	39,032
Canterbury Community Child Care Centre	622,837
Canterbury-Bankstown Council	980,675
Captains Flat Community Preschool Association Inc	219,483
Carabella Childcare Pty Ltd	167,542
Cardiff Busy Bee Pre School	117,635
Cardiff Community Preschool Inc	674,117
Care For Kindies Kindergarten Pty Ltd	169,361
Carinya Neighbourhood Children's Centre Inc	113,474
Carlingford Kindergarten	81,902
Carlingford Montessori Academy Pty Ltd	112,745
Carlingford Unit Trust	160,061
Carlingford West Kindergarten	434,096
Carnes Hill Childcare Pty Ltd	156,525
Cashlist Pty Ltd	74,583
Casino Baptist Church Christian Community Preschool	1,069,827
Casmay Pty Ltd	238,448
Cass Care Ltd	226,048
Cass Childcare Pty Ltd	137,972

Organisation	Amount (\$)
Castle Hill Early Learning Centre Pty Ltd	5,490
Castle Hill MA Pty Ltd	113,168
Castle Hill Preschool Kindergarten Inc	833,841
Castlecrag Montessori School Inc	56,111
Caterpillar House Occasional Childcare Association Inc	85,854
Catherine Field Preschool Kindergarten Inc	650,477
Catholic Diocese of Parramatta Services Ltd	4,010,357
Catholic Family Welfare Services	81,904
CatholicCare Diocese of Broken Bay	3,376,860
CatholicCare Sydney Ltd	63,447
CatholicCare Wilcannia-Forbes Ltd	398,720
Cawn Pty Ltd	92,052
Cawongla Playhouse Inc	228,797
CBS Group Investments Pty Ltd	59,139
Cedars Christian College Ltd	294,985
Central Coast Council	1,027,986
Central Shoalhaven Mobile Preschool Unit	1,149,497
Centre of Learning Pty Ltd	53,998
Centrepoint Childcare Pty Ltd	48,150
Cessdoc Pty Ltd & Kindycorp Pty Ltd	119,549
Cessnock Multipurpose Children's Centre Ltd	451,403
Chabad House of The North Shore Ltd	68,360
Channon Children's Centre	256,287
Chantel and Partners Pty Ltd	53,450
Chantel's Kindergarten Menai Pty Ltd	54,104
Chantmarc Enterprises Pty Ltd	9,113
Charlestown Child Care & Early Learning Centre Inc	114,859
Charlestown East Preschool	27,234

Organisation	Amount (\$)
Chatswood Occasional Childcare Centre Inc	63,721
Cherrybrook Community Preschool Inc	514,401
Childcare Australia United Ltd	69,536
Childcare Design & Management Pty Ltd	53,160
Childcare First Pty Ltd	22,087
Childcare Is Us Pty Ltd	12,083
Childcare NSW Pty Ltd	276,612
Childcare Operations Australia Pty Ltd	48,962
Childcare Solutions Australia Pty Ltd	97,207
Children's Services Community Management Ltd	1,313,978
Childs Play Day Care Pty Ltd	31,112
Chillingham and Tyalgum Community Preschool Inc	399,262
Chipmunks Ambarvale Pty Ltd	134,465
Chipmunks Childcare Pty Ltd	100,870
Chipmunks Minto Pty Ltd	273,210
Chloe & Jack Pty Ltd	71,384
Choice Child Care Holdings Pty Ltd	66,851
Christ Church Gladesville Preschool Kindergarten Inc	1,271,063
Christian Elizabeth Early Learning Centre Pty Ltd	51,294
Christian Outreach Centre	563,074
Church of Christ Wollongong	117,228
Circle Early Learning	110,921
City Kidz Pre School Pty Ltd	70,012
City of Canada Bay Council	185,704
City of Parramatta Council	405,070
CJ Prep Pty Ltd	137,249
CJM (Aust) Pty Ltd	108,193
Clarence Childhood Services Association Inc	461,418

Organisation	Amount (\$)
Clever Little Lambs Pty Ltd	211,087
Clickable Solutions CS2000 Pty Ltd	102,826
Clifton Coffee Pty Ltd	53,341
Clovel Childcare & Early Learning Centre Granville Pty Ltd	125,817
Clovel ELC KS Blacktown Pty Ltd	113,236
Clovelly Child Care Centre Inc	109,200
Clunes Community Preschool Association Inc	540,796
CMW Corporation Pty Ltd	79,235
CMW Management (NSW) Pty Ltd	77,687
Cntl & Co Pty Ltd	63,028
Coast Community Preschools Inc	78,383
Coast Services Group Ltd	13,188
Coastal Kids Early Learning Centre	82,028
Coastwide Child and Family Services Inc	51,175
Cobar Mobile Children's Services Inc	861,003
Cobar Preschool Association Inc	728,956
Cobar Shire Council	62,800
Cobargo Preschool Inc	446,812
Coffs Harbour Preschool Association Inc	1,028,685
Coldstream Community Preschool Inc	698,530
Coleambally Preschool Association Inc	403,597
Collarenebri Early Childhood Education Centre Inc	208,569
Collaroy Plateau Community Kindergarten	772,145
Colour UR Child's World Early Learning Centre	48,613
Columbus Child Care Pty Ltd	72,218
Comboyne Community Preschool Kindergarten Inc	200,820
Commitment Pty Ltd	35,703
Community First Step	253,928
Community Junction Inc	1,237,338

Organisation	Amount (\$)
Community Links Wollondilly Inc	214,967
Communityxchange Ltd	361,262
Como Preschool Kindergarten Association Inc	809,981
Concord Kindergarten Association	796,003
Concord Occasional Childcare Services	49,132
Concord West-Rhodes Preschool Inc	1,047,316
Condell Park Montessori Academy Pty Ltd	93,158
Condobolin Preschool Kindergarten Inc	671,836
Connect Child & Family Services Ltd	1,496,686
Connor Early Childhood Education Pty Ltd	234,965
Conway Road Early Learning Centre Pty Ltd	42,213
Coogee South Out of School Care Centre Inc	184,986
Cooks Hill Preschool Inc	481,936
Coolah Preschool Kindergarten Inc	631,102
Coolamon Preschool Association Inc	861,132
Coolamon Shire Council	332,317
Cooloon Children's Centre Inc	109,723
Cooma Lambie Street Preschool Association Inc	1,125,119
Cooma North Preschool Association Inc	947,550
Cooma School of Early Learning Pty Ltd	85,795
Coonamble Children's Serv Inc	67,690
Coonamble Preschool Association Inc	1,062,221
Cooranbong Valley Community Preschool Inc	701,027
Cootamundra Preschool Inc	972,036
Copmanhurst Preschool Inc	284,859
Core Community Services Ltd	731,372
Corowa Pre School Association Inc	1,185,050
Corporate Conquest Pty Ltd	132,105

Organisation	Amount (\$)
Cosset Group Pty Ltd	126,424
Costi's Enterprises Pty Ltd	646,490
Cottage Kids Early Learning Centre Pty Ltd	127,511
Council of Newington College	122,996
Council of the Municipality of Woollahra	1,569,347
Counterpoint Community Services Inc	538,404
Country Bumpkins NSW Pty Ltd	130,627
Country Women's Association of NSW	622,613
Coutts Crossing Preschool Inc	295,152
Cowra Early Childhood Services Co-Operative Ltd	1,055,713
CP Care Pty Ltd	109,589
CPH Operations Pty Ltd	197,565
Cranbrook School	653,401
Cranes Community Support Programs Ltd	905,792
Crayons Kindy Pty Ltd	106,363
Creative Academy (Chifley) Pty Ltd	53,674
Creative Childcare Hunter St Pty Ltd	190,941
Creative Childcare Kotara Pty Ltd	143,203
Creative Kids Family Day Care (NSW) Pty Ltd	60,480
Creative Nook Early Learning Centre Pty Ltd	88,118
Crescent Head Community Preschool	475,014
Cringila Children's House Inc	80,961
Crisarline Pty Ltd	91,441
Cronulla Preschool Kindergarten Inc	1,448,175
Crookwell Neighbourhood Centre Inc	489,274
Crows Nest Kindergarten Pty Ltd	134,032
Crows Nest Montessori Academy Pty Ltd	84,204
Croydon Montessori Academy Pty Ltd	82,070
Cubby House For Kids Pty Ltd	290,777

Organisation	Amount (\$)
Cubbyhouse Childcare NSW Pty Ltd	9,000
Cudal Community Children's Centre	217,247
Cuddle Pie Early Childhood Learning Centre	106,142
Cuddly Bear Preschool	79,029
Culburra & Districts Preschool Inc	445,289
Cullunghutti Aboriginal Child and Family Centre Aboriginal Corporation	736,889
Cumberland Council	986,420
Cumnock Village Preschool Inc	298,975
Curious Minds Early Learning Centre	1,485
Currambena Ltd	298,917
Cuzent Pty Ltd	75,585
CYC Group Pty Ltd	143,540
D & G Enterprises NSW Pty Ltd	358,529
D & J Usien Gum Tree Cottage Pre School	135,981
D J Sellick Pty Ltd	87,137
D&E Nada Pty Ltd	144,384
D&R Waters Pty Ltd	94,814
D, H & L Collison Pty Ltd	76,546
D. & V. Thompson Pty Ltd	10,008
D.S.P.A. Enterprises Pty Ltd	194,405
DAASH Associates Pty Ltd	94,684
Daisii Designs Pty Ltd	155,594
Daisy Children Services Pty Ltd	91,910
Dalaigur Preschool and Children's Services Aboriginal Corporation	1,860,754
Dalb Holdings Pty Ltd	136,565
Dalmeny Long Day Child Care Centre	83,513
Danvic Pty Ltd	5,958
Darbie (Ncle) Pty Ltd	161,732
Davbark Pty Ltd	304,378

Organisation	Amount (\$)
Dawn Song Children's Centre Inc	39,483
Delegate & District Preschool Inc	230,896
Delnamic Pty Ltd	67,483
Demir (Australia) Pty Ltd	60,989
Deniliquin Children's Centre Ltd	2,229,987
Deniliquin Early Learning Centre	66,913
Denman Children's Centre Association Inc	500,440
Derusso Pty LTD & The Trustee for Bimbee Trading Trust	69,554
Deskan Pty Ltd	242,273
Developing Dreams Early Learning Wongarrah Pty Ltd	106,707
Diar Education Pty Ltd	134,660
Dido Street Early Learning Centre Pty Ltd	119,304
Digital World Australia Pty Ltd	84,821
Dimples Child Care Centres Pty Ltd	177,854
Discover My World Kellyville Pty Ltd	288,871
Discover My World Pty Ltd	179,882
DNV Enterprises Pty Ltd	35,279
Doing It For The Kids Pty Ltd	70,383
Dolphin Cottage Early Learning Centre	133,753
Doonside Kindergarten Inc	953,714
Doric Enterprises Pty Ltd	95,309
Dormero Pty Ltd	134,188
Dorrigo Preschool Association Inc	523,582
Dover Heights Community Preschool Inc	361,475
Dream Big Education Pty Ltd	187,177
Drummond Park Preschool Association	398,940
Drummoyne Occasional Child Care Inc	46,932
Drummoyne Preschool Kindergarten Inc	865,100
"Dubbo and District Preschool Kindergarten Inc"	2,981,000

Organisation	Amount (\$)
Dubbo Regional Council	120,877
Dubbo West Preschool Inc	2,011,288
Duck & Waffle Investments Pty Ltd	70,955
Dulwich Hill Pre-School Pty Ltd	93,979
Dunedoo Preschool Kindergarten Inc	549,589
Dungog Community Preschool Kindergarten Inc	751,184
Dunoon Preschool Inc	355,601
Dural ELC Pty Ltd	72,022
Durrumbul Community Preschool Inc	527,470
Dylwyth Pty Ltd	54,991
E & M Childcare Pty Ltd	141,709
Eama Pty Ltd	171,128
Earlwood Pre School	101,685
Early Childhood & Co Pty Ltd	174,991
Early Childhood Australia (NSW) Inc	32,038
Early Education (EarlyEd) Inc	281,571
Early Education Holdings Pty Ltd	393,370
Early Education Initiative Pty Ltd	53,352
Early Education NSW Pty Ltd	61,514
Early Elements Education Centre Pty Ltd	96,293
Early Explorers Pty Ltd	40,686
Early Learning Childcare Specialist Pty Ltd	150,238
Early Learning Investments Pty Ltd	91,619
Early Learning on George Pty Ltd	138,320
Early XP Pty Ltd	61,003
Early Years Academy Pty Ltd	220,137
East Gosford Early Learning	148,847
East Lindfield Community Preschool Inc	1,147,128
East Lismore Community Preschool Inc	1,226,710
East Maitland Preschool Association Inc	1,846,384

Organisation	Amount (\$)
East Willoughby Preschool Inc	379,461
Eastern Suburbs Montessori Association Ltd	355,804
Eastern Zone Gujaga Aboriginal Corporation	95,463
Eastlakes Community Child Care Centre Inc	201,597
Eastwood Occasional Child Care Centre Inc	42,908
Eat Custodian Pty Ltd	82,643
ED Freshwater Pty Ltd	187,349
Eden Academy ELC Pty Ltd	54,507
Eden Creek Fairymount Preschool Inc	688,858
Edgeworth Child Care Centre Inc	81,776
Edgeworth Community Preschool Inc	621,012
Edmondson Park Education and Care Pty Ltd	100,769
Educare Investments Pty Ltd	46,000
Educate Me Montessori Pty Ltd	58,453
Educating Enterprises Pty Ltd	35,664
Educational And Training Consultancy Services Pty Ltd	125,266
Educoe Pty Ltd	77,954
Edward Street Early Learning Centre	85,249
EH Childcare Pty Ltd	81,404
EHDCC Pty Ltd	750
Eikoh Seminar Australia Pty Ltd	294,124
EKB Holdings Pty Ltd	94,443
EKON Pty Ltd	187,597
Ekotek Solutions Pty Ltd	93,660
El Sali Business Groups Pty Ltd	156,195
Elanemed Pty Ltd	42,477
Elanora Heights Community Centre Preschool Co-Operative Society Ltd	796,983

Organisation	Amount (\$)
Elclk Pty Ltd	193,524
Elcorp Pty Ltd	29,543
Elder St Early Childhood Centre	94,032
Eleanor Duncan Aboriginal Services Ltd.	52,875
Elermore Vale Early Learning Inc	98,207
Elizabeth Chifley Presbyterian Preschool	918,229
Elizabeth Macarthur Montessori Preschool Association Inc	272,132
Elizabeth Street Extended Hours Pre-School Inc	75,050
Elonera Ltd	53,540
Emanuel School	602,079
Emanuel Woollahra Preschool Inc	53,233
Eminem Kids Academy Pty Ltd	86,323
Emmanuel Anglican College Council	195,693
Empower Early Learning Centre Pty Ltd	65,635
Empty Square Pty Ltd	77,462
Enchanted Castle Child Care Centre Pty Ltd	61,479
Endeavour Early Education Kariong Pty Ltd	98,958
Enfant De Terre Pty Ltd	183,318
Engadine Church of Christ Preschool Kindergarten	440,558
Engadine Montessori Academy Pty Ltd	108,811
Engadine Preschool Kindergarten Inc	1,101,026
Enjaydee Pty Ltd	54,756
ENR Group Pty Ltd	90,056
Entrada Montessori Academy Pty Ltd	77,185
ENY Pty Ltd	66,925
EPAC Investment Pty Ltd	207,481
Epping Little Sprouts Early Learning Centre Pty Ltd	121,305

Organisation	Amount (\$)
Erina Baptist Community Care Ltd	180,157
Erina Kindy Pty Ltd	320,291
Erlibyds Pty Ltd	130,521
Essential Supply Company Pty Ltd	122,225
Essex Street Kindy	72,554
Ethnic Community Services Cooperative Ltd	306,613
ETZ Chaim Ltd	68,670
Eugowra Community Children's Centre Inc	423,045
Eungai Preschool Inc	895,284
Euroka Children's Centre Inc	155,942
Evans Head Preschool Association Inc	1,644,276
Everest Early Learning Pty Ltd	14,057
Evergreen Early Education Centre Pty Ltd	137,359
Evergreen Learning Pty Ltd	422,172
Everlearn Clovelly Pty Ltd	165,545
Everlearn Prestons Pty Ltd	224,791
Evolve Early Education Pty Ltd	239,701
Exceed Early Education and Care Pty Ltd	183,914
Exceed Education Pty Ltd	126,076
Exceptional Kids Services Pty Ltd	36,288
Expert Solutions (NSW) Pty Ltd	83,376
Explore & Develop (Norwest Business Park) Pty Ltd	129,453
Exploring Hub ELC Pty Ltd	82,256
Extravagant Little Things Pty Ltd	47,538
F J Blevins Pty Ltd	64,772
Fables (NSW) Pty Ltd	50,786
Fairfield Central Childcare Pty Ltd	159,267
Fairfield City Council	8,908,022
Fairfield Nursery School	131,671

Organisation	Amount (\$)
Fairytales Preschool and Long Day Care Centre	48,568
Falcam Pty Ltd	390,381
Families @ Carlingford Education Service	68,365
Family Tree Learning Centre Pty Ltd	127,850
Fanesk Pty Ltd	32,764
Farm Yard Kids	60,864
Farran Street Pty Ltd	55,149
Farzeen Pty Ltd	40,363
Federal Community Children's Centre Inc	368,846
Federation Council	446,054
FEL Child Care Centres 4 Pty Ltd	1,272,477
Felton Street Community Preschool Inc	893,189
Ferguson & McLaren Holdings Pty Ltd	123,969
Fern Valley Child Care Centre Pty Ltd	79,465
Finley Early Learning Centre	58,003
Firmus Domus Pty Ltd	58,909
First Class Learning Centre Pty Ltd	76,570
First Place Education Group Pty Ltd	279,285
Firstchance Ltd	288,492
Fit Kidz Services Pty Ltd	1,065,733
Five Senses Childcare Pty Ltd	110,909
Fletcher Education Pty Ltd	100,194
Flint Pty Ltd	103,758
Footsteps By Faith Pty Ltd	69,313
Forbes Child Care Centre Inc	183,454
Forbes Preschool Inc	2,271,197
Forest Education Group Pty Ltd	120,248
Forest Hill Community Preschool Inc	335,461
Forestville Montessori School	404,079
Foundations Learning Pty Ltd	61,133
Four Leaf Clover Education Pty Ltd	42,824

Organisation	Amount (\$)
Four Little Bears Pty Ltd	10,385
Four Little Ducks Pty Ltd	177,808
Four Little Flamingos Pty Ltd	84,147
Four Little Lions Pty Ltd	73,626
Foxrox Entertainment Pty Ltd	159,194
Franco Kids Pty Ltd	81,544
Freckles Child Care Pty Ltd	65,256
Freckles Kindy & Leaning Centre	129,684
Freehan Pty Ltd	201,510
Friendly Faces Pty Ltd	58,014
Friendly's Child Care Placements Pty Ltd	11,222
Froebel Australia Ltd	138,145
Frog Stomp Preschool Pty Ltd	148,869
Fun Time Childcare & Early Learning Centre Pty Ltd	34,898
Future Generations Academy Pty Ltd	112,546
Future Stars Early Learning Pty Ltd	148,778
G & C Corp Pty Ltd	20,135
G Alloggia Pty Ltd	174,175
G. M. Educational Consultants Pty Ltd	105,332
G8 Education Ltd	12,249,479
G8 KP Pty Ltd	1,686,564
Gainmara Birrilee Preschool Association	582,367
Gale Force Advantage Pty Ltd	308,033
Galloping Gumnut Mobile Children's Services Van Inc	355,720
Galloway Children's Centre Inc	54,666
Gambitt Pty Ltd	48,966
Gamumbi Early Childhood Education Centre Inc	119,908
Ganesh-Honavar Holdings Pty Ltd	73,647
Ganmain Pied Piper Preschool	404,445
Gannon's Creek Pty Ltd	183,900

Organisation	Amount (\$)
Garfield Childcare Pty Ltd	169,784
Garrett Five Pty Ltd	69,894
GCEC Pty Ltd	63,796
Gelda Services Pty Ltd	88,486
GEMJAC Pty Ltd	129,042
General Education Castle Hill Pty Ltd	75,027
General Education Waterloo Pty Ltd	12,899
Genesis Kids Long Day Care Centre	34,980
Genius Education North Ryde Pty Ltd	41,317
Genius Learning Pty Ltd	175,333
George And Friends Early Learning Centre Pty Ltd	87,824
George Chahwan Pty Ltd	93,374
Georges River Council	1,376,356
Georgy & Georgy Pty Ltd	51,625
Gergi Childcare Pty Ltd	96,195
German School Johannes Gutenberg	182,079
Gerringong Coastal Cottage Early Learning Centre Pty Ltd	68,477
Geshwend Family Pty Ltd	51,335
Get Set Grow Pty Ltd	57,894
Gidgillys Pty Ltd	25,898
Gilgandra Preschool Inc	1,066,966
Giraffe Child Care Pty Ltd	292,668
Girraween Early Learning Centre Pty Ltd	70,806
Girrawong Preschool Inc	591,293
Girrinbai Community Preschool Inc	815,014
GK Merewether Pty Ltd	475,289
Gladesville Occasional Child Care Centre Inc	40,884
Glebe Montessori Academy Pty Ltd	70,078
Glen Innes Preschool Association Inc	1,558,359
Glenaeon Rudolf Steiner School Ltd	76,135

Organisation	Amount (\$)
Glenbrook Preschool Kindergarten Inc	919,420
Glendale Early Education Centre Inc	117,134
Glendore Child Care Centre Inc	109,267
Glenorie Pre School Kindergarten Association Inc	79,956
Glenory Pty Ltd	281,269
Glenreagh Preschool Inc	275,332
Global Kids Pty Ltd	53,126
Gloucester Preschool Inc	841,588
Golden Seeds Education Campsie Pty Ltd	116,033
Golden Seeds Education Carlingford Pty Ltd	56,552
Golden Seeds Education Narrabeen Pty Ltd	85,018
Golden Valley Children's Learning Centre Inc	124,116
Good Hands NSW Pty Ltd	46,884
Goodooga Preschool Inc	370,783
Goodstart Early Learning Ltd	14,928,697
Goodstart Early Years Ltd	1,255,532
Goonellabah Preschool Inc	1,736,852
Gordon Community Preschool	1,449,696
Gorokan Preschool Inc	1,941,672
Gosford Cubbyhouse Occasional/Long Day Child Care Centre Inc	11,454
Gosford Preschool Inc	997,855
Goulburn Childcare Group Pty Ltd	87,775
Goulding Hill Preschool Inc	889,339
Gowrie NSW	1,498,531
GPI Properties Pty Ltd	133,762
Grace Lutheran Preschool	993,417
Grand Cross Consulting Pty Ltd	206,787
Grays Point Preschool Kindergarten Association	659,795

Organisation	Amount (\$)
Great Lakes Children's Centre Inc	603,977
Greater Hume Shire Council	317,416
Green Garden Education Pty Ltd	178,276
Green Hills Montessori Academy Pty Ltd	129,238
Green Leaves (NSW4) Early Learning Centres Pty Ltd	161,006
Green Leaves (NSW5) Early Learning Centres Pty Ltd	246,383
Green Leaves (NSW6) Early Learning Centres Pty Ltd	139,156
Green Star Australia Pty Ltd	175,215
Greenacre Church of Christ Preschool	703,639
Greenacre Montessori Academy Pty Ltd	138,067
Greenhills Child Care Centre Inc	109,812
Grenfell Preschool and Long Day Care Centre Inc	878,354
Griffith Child Care Centre Inc	1,255,673
Griffith East Preschool Inc	1,601,626
Griffith Preschool Kindergarten Inc	1,783,648
Griffith Wiradjuri Aboriginal Preschool Inc	523,940
Grow Centre Pty Ltd	160,659
Grow with me Childcare Pty Ltd	114,505
Growing Maestros Childcare Pty Ltd	1,807
Growing Patch Early Learning Centre Pty Ltd	90,255
Growing Potential Ltd	1,975,091
Guardian Angel Preschool Kindergarten Inc	97,037
Guardian Community Early Learning Centres Pty Ltd	2,759,567
Guardian Corporate Early Learning Centres Pty Ltd	523,561
Gubi Gabun Children's Mobile Service Inc	62,288
Guildford Montessori Kindergarten Pty Ltd	69,339

Organisation	Amount (\$)
Guirguis Technology Group Pty Ltd	51,908
Gulargambone Preschool Inc	430,580
Gulgong Preschool Inc	758,029
Gulpa Preschool Inc	413,171
Gummaney Aboriginal Corporation	493,015
Gumnut Bowral Memorial Preschool Inc	700,826
Gumnut Cottage Childcare/Preschool Centre Pty Ltd	63,602
Gumnut Cottage Inc	133,936
Gundagai Preschool Kindergarten Inc	538,986
Gunnedah Baptist Child Care Association Ltd	1,419,786
Gunnedah Family & Children's Services Inc	83,722
Gunnedah Preschool Kindergarten Association Inc	793,931
Gunning & District Preschool Inc	91,974
Guru Jee Pty Ltd	26,578
GW Bronte Pty Ltd	55,123
GW Concord Pty Ltd	107,232
GW Frenchs Forest Pty Ltd	49,439
GW Gladesville Pty Ltd	132,031
GW Katoomba Pty Ltd	83,787
GW Macquarie Park Pty Ltd	68,407
Gwandalan Pre-School Pty Ltd	143,588
Gwydir District Mobile Preschool	698,821
Gwydir Shire Council	633,330
GY Investment Holdings Pty Ltd	46,596
Gynea Montessori Academy Pty Ltd	100,350
Gyndarna Indigenous Corporation	1,140,935
H&S Next Generation Pty Ltd	98,039
Haios Pty Ltd	81,828
Hakuna Matata Child Care Pty Ltd	101,943

Organisation	Amount (\$)
Hamilton Child Care Centre Inc	109,733
Hamilton Community Preschool Inc	538,439
Handprints ELC Pty Ltd	162,968
Hanna (Aust) Pty Ltd	66,639
Hanna Ghaly Pty Ltd	68,609
Happy Clown Kindergarten	37,455
Happy Days @ Gulgong Child Care Centre	106,365
Happy Days Kindergarten	622,065
Happy Days Pre-School Pty Ltd	139,200
Happy Faces Childcare & Kindergarten Pty Ltd	21,256
Happy Feet Orange Childcare Centre Pty Ltd	69,112
Happy Hearts Academy ELC Pty Ltd	123,055
Happy Hearts Avalon Pty Ltd	37,974
Happy Kids Kindergarten Ltd	44,283
Happy Little Butterfly Pty Ltd	54,918
Happy Little Campers Early Childhood Learning & Development Centres	68,997
Happy Start Childcare Pty Ltd	127,660
Happy Start Early Learning Centre Pty Ltd	74,646
Happyjohns Pty Ltd	214,949
Harbord Kindergarten Inc	1,151,561
Harmony Bangalow Pty Ltd	43,306
Harmony Lennox Head One Pty Ltd	188,909
Harrison St Early Education Inc	127,869
Harvey Avenue Investments Pty Ltd	560,929
Hassett Investments (Adelong) Pty Ltd	109,786
Hastings Pre School and Long Day Care Centre Inc	86,893
Hawkesbury Community Outreach Services Inc	514,298
Hawkesbury Early Childhood Intervention Service Inc	86,925

Organisation	Amount (\$)
Hawkesbury River Child Care Inc	74,372
Hawthorn Street Early Learning Centre Pty Ltd	142,042
Hay Children's Services Inc	1,542,135
Hazelgrove Baulkham Hills Pty Ltd	79,843
Health Administration Corporation	2,193,794
HeartCo Ltd	286,600
Heathdene Community Services Inc	928,538
Helen MK Pty Ltd	39,314
Henrietta & Lani Education Pty Ltd	26,237
Henry Street Community Preschool	453,712
Henty Early Childhood Association Inc	397,947
Heritage House Beecroft Childcare &	425,817
HH Early Learning Pty Ltd	178,514
Hi 5 Childcare Centre Pty Ltd	68,495
Hibiscus Children's Centre	546,019
Highfields Preparatory & Kindergarten School Ltd	689,026
Hills Daycare	82,994
Hills Montessori Society	1,056,647
Hillsborough Road Early Learning Centre Pty Ltd	134,897
Hillston Billylids Inc	22,520
Hillston Play N Learn	17,939
Hipleto Pty Ltd	135,720
Hippo's Friends Child Care Centre	89,546
Hobartville Long Day Preschool Inc	110,684
Holad Pty Ltd	83,838
Holdan Pty Ltd	161,939
Holistic Development Pty Ltd	60,757
Holroyd Parramatta Mobile Minders Inc	115,439
Holsworthy Long Day & Occasional Child Care Centre Inc	36,816

Organisation	Amount (\$)
Holsworthy Preschool Parents Association	928,076
Holy Family Services	75,119
Honey Bears Child Care Pty Ltd	178,812
Honey Tree Industries Pty Ltd	183,054
Honeybee Preschool Pty Ltd	100,389
Hope Childcare Investments Pty Ltd	129,994
Hopepoint Preschool Centre	1,070,304
Hornsby Ku-ring-gai Montessori Society	38,267
Horsley Kids Pty Ltd	175,887
Hostia Pty Ltd	93,486
House of Kids Early Learning Centre Pty Ltd	38,558
Howley Pty Ltd	427,078
Howlong Preschool Association Inc	714,189
Hunkydry Educational Services Pty Ltd	107,985
Hunny Pots Early Learning Centre Pty Ltd	127,777
Hunter Region Working Women's Group Ltd	77,619
Hunter Valley Grammar School	1,219,217
Hunters Hill Pre School Inc	1,244,405
Hustler Enterprises Pty Ltd	75,755
HWJ Investments Pty Ltd	102,911
Hyda Pty Ltd	28,444
HZY Education Group Pty Ltd	104,993
I & K Stokes Pty Ltd	78,621
I Steam Ahead Pty Ltd	36,035
Ibrahim & Sons Pty Ltd	153,490
IC Early Learning Pty Ltd	258,633
Icywave Pty Ltd	214,191
I-Kid Early Learning Centre Pty Ltd	53,098
Illawarra Aboriginal Corporation	428,821

Organisation	Amount (\$)
Illawarra Area Child Care Ltd	1,466,844
Illawarra Association for Christian Parent-Controlled Education	1,242,562
Illawarra Multicultural Services	36,938
Iluka Preschool Inc	566,460
Imagawa Gakuen Australia Pty Ltd	144,308
Imaginative Kids Pty Ltd	56,794
Imagine@ Pty Ltd	73,581
Inaburra Preschool	1,270,111
INet Consulting Pty Ltd	42,700
Infants Home Ashfield	555,992
Inner City Care (Darlinghurst) Ltd	50,364
Inner Sydney Montessori Association	94,577
Inner West Council	1,570,134
Inner West Kids Pty Ltd	37,964
Insight Early Learning Southlakes Pty Ltd	91,519
Inspire Childcare Foundation Ltd	162,697
Inspire College Wagga Inc	116,274
Inspired Australia Pty Ltd	644,474
Integricare	6,039,873
Inverell District Family Services	4,164,895
Isa Goulburn Pty Ltd	31,721
Isabella's Childcare Centre	210,843
I-Teknik Pty Ltd	2,110
J & A Sharpe Pty Ltd	115,583
J & L Delaney Enterprises Pty Ltd	45,364
J & P Kambourakis Holdings Pty Ltd	44,393
J J's Academy Pty Ltd	43,051
J R K M Pty Ltd	31,636
J Syndicate Pty Ltd	185,073
J Yeeles Enterprises Pty Ltd	104,216
Jabanta Pty Ltd	47,255

Organisation	Amount (\$)
Jabez Group (NSW) Pty Ltd	169,326
Jacaranda Creative Play Centre Pty Ltd	38,067
Jacaranda Grove Pre School Pty Ltd	182,747
Jacaranda Preschool Centre Inc	1,379,050
Jace Kids Pty Ltd	133,786
Jack & Jill Kindergarten (Berowra) Pty Ltd	153,826
Jack & Jill Pre-School Association (Lithgow) Inc	1,264,376
Jackalan Pty Ltd	71,029
Jackton Enterprises Pty Ltd ATF The LHW Trust and Barton LMW Pty Ltd ATF The Walton Family Trust	275,946
Jahangir Enterprise Pty Ltd	113,009
Jalema Pty Ltd	24,509
Jam Nominee Enterprises Pty Ltd	132,537
Jamie Enterprises Pty Ltd	52,205
Jane's Place Operations Pty Ltd	51,959
Jannali Preschool Kindergarten	886,672
Jardlan Pty Ltd	212,596
Jarjum Centre Inc	866,179
Jasaj Pty Ltd	57,554
JB Junction Pty Ltd	77,677
JDNJ Kids Pty Ltd	73,314
Jenny's Kindergarten	209,224
Jerilderie Preschool Kindergarten	229,995
Jesmond Community Preschool Association Inc	1,033,621
Jesmond Early Education Centre Inc	86,261
Jessicas Early Learning Centre	7,014
JF Petrou Pty Ltd	34,222
Jillys Early Childhood Development and Educational Centre Pty Ltd	60,442
Jindera Preschool Association Inc	539,167
Jitong Investment Pty Ltd	76,991

Organisation	Amount (\$)
JK Canterbury Holdings Pty Ltd	169,698
JK Enterprises Sydney Pty Ltd	86,773
JK Gilchrist Pty Ltd	177,859
JK St George Holdings Pty Ltd	611,320
JLBE Pty Ltd	41,297
JLM Preschool Pty Ltd	91,392
JMFew Pty Ltd	85,977
JMZ Enterprises Pty Ltd	95,466
Jnr Explorers Pty Ltd	30,772
Joey's Pouch Early Years Education and Preschool Centre Inc	65,563
Joey's Pre-School Pty Ltd	302,329
Jordmatt Pty Ltd	252,448
JTE Enterprises Pty Ltd	48,052
Jubilee Community Services Inc	55,630
Julius Avenue Enterprises Pty Ltd	213,538
Jumbunna Children's Centre Ltd	91,560
Jumbunna Community Preschool & Early Intervention Centre Inc	2,633,476
Jumping Jacks Community Preschool Inc	874,997
Junee Kids Pty Ltd	111,341
Junee RSL Memorial Preschool Inc	894,943
Junior Einsteins Flinders Pty Ltd	109,022
Junior Einsteins Shell Heights Pty Ltd	94,058
Junior Einsteins Blackbutt Pty Ltd	104,692
Juniors at Wadalba Pty Ltd	153,415
Juniors at Wamberal Pty Ltd	161,231
Jusli Pty Ltd	99,811
Just for Kids Preschool Early Learning Pty Ltd	94,932
Just Little Kidz Long Day Child Care Centre	74,052
K & L International Pty Ltd	67,275

Organisation	Amount (\$)
K & R Children Services Pty Ltd	26,284
K 4 Kindy Pty Ltd	91,261
K A J M Pty Ltd	162,599
K V Early Learning Centre Pty Ltd	72,916
K Villareal Pty Ltd & KI Villareal Pty Ltd	263,889
Kaiser Pacific Management Pty Ltd	72,153
Kamalei Children's Centre Pty Ltd	52,843
Kamali Tactical Group Pty Ltd	55,063
Kambala	58,858
Kangaroo Childcare Services Pty Ltd	61,494
Kangaroo Consortium Pty Ltd ATF K And T Ma Trust	86,233
Kangaroo Valley Preschool	276,742
Kapooka Early Childhood Centre Inc	662,857
Karangal Pty Ltd	58,973
Kare 4 Kidz Pty Ltd	46,100
Karingal Preschool Nelson Bay Inc	590,974
Karuah Preschool	453,476
Katie's Kindergarten & Early Learning Centre	187,660
Katoomba Children's Cottage Inc	109,371
Katoomba Leura Preschool	1,459,498
Kaz Early Learning Centre Pty Ltd	159,451
Kazcorp holdings (Canterbury) Pty Ltd	215,633
Kazcorp Holdings (Elderslie) Pty Ltd	30,818
Kazcorp Holdings (Glenmore Park) Pty Ltd	141,786
Kazcorp holdings (Guildford) Pty Ltd	80,431
Kazcorp Holdings (Penrith) Pty Ltd	47,612
Kazcorp Holdings (Rouse Hill) Pty Ltd	1,322,892
Kazcorp Holdings (Smeaton Grange) Pty Ltd	87,749
Kazcorp Holdings (Toongabbie) Pty Ltd	234,619

Organisation	Amount (\$)
Kazcorp Holdings Pty Ltd	617,182
Kazlop Group (Gregory Hills) Pty Ltd	294,527
KCL Family Day Care Pty Ltd	175,444
Kearns Early Learning Pty Ltd	69,793
Keats Kids Early Learning Centre	32,061
Keen Preschool Education Centres Pty Ltd	128,286
Keiraville Community Preschool Inc	861,108
Kelly's Place Children's Centre	62,539
Kellyville Preschool Inc	926,306
Kelsay Investments Pty Ltd	41,383
Kelstir Pty Ltd	105,548
Kemblawarra Child & Family Centre Inc	62,013
Kempsey Children's Services Co-Operative Ltd	738,008
Kendall Community Pre School Inc	79,256
Kenthurst Early Learning Centre Pty Ltd	133,142
Kenthurst ELC Pty Ltd	32,432
Kenthurst Preschool Kindergarten	1,119,369
Keogh's Motors Pty Ltd	124,355
Kesic Pty Ltd	53,384
Kesser Torah College Ltd	157,344
Keymer Child Care Centre Inc	144,066
Keyorris Pty Ltd	151,875
Kiama Preschool Inc	1,778,840
Kidcare ELC Pty Ltd	78,794
Kiddie Cloud Early Learning Centre	23,137
Kiddie Garden Daycare & Pre-school	71,117
Kiddie Land Pty Ltd	190,770
Kiddies on First Pty Ltd	53,085
Kiddiwinks Warriewood Pty Ltd	138,146
Kid'n Around Kindergarten Pty Ltd	87,095

Organisation	Amount (\$)
Kid'n Around Yowie Bay Pty Ltd	57,211
Kidoz Pty Ltd	261,686
Kids & Toddlers Care Pty Ltd	69,270
Kids @ Play Pty Ltd	38,764
Kids 45 Pty Ltd	31,495
Kids Cabana Pty Ltd	139,510
Kids Castle Child Care Centre Pty Ltd	87,729
Kids Cave Aberglasslyn Pty Ltd	55,548
Kids Cave Rutherford Pty Ltd	67,468
Kids Club Academy Holdings Pty Ltd	69,590
Kids Club Academy Pty Ltd	79,701
Kids Club Early Childhood Learning Centres Pty Ltd	482,190
Kids Consortium Ventures Pty Ltd	83,171
Kids Cottage Early Childhood Services - Hunters Hill Pty Ltd	61,053
Kids Cottage Early Learning Pty Ltd	11,126
Kids Cottage of Gladesville Pty Ltd	57,767
Kids Cottage Pty Ltd	33,156
Kids First Early Learning Centre	40,520
Kids In The Sky Pty Ltd	92,992
Kids Jungle Pty Ltd	118,135
Kids Kindy 2	78,782
Kids Learning Academy Pty Ltd	84,603
Kids of Light Pty Ltd	84,350
Kids of the Castle Occasional Care Centre Inc	53,242
Kids on Crown Pty Ltd	171,878
Kids R Us Preschool	88,436
Kids World Kindy Pty Ltd	409,513
Kidsafe NSW Inc	90,117
Kidsmatter In Cabramatta	44,358

Organisation	Amount (\$)
Kidstopia Pty Ltd	160,059
Kidsxl@Prestons Pty Ltd	13,082
Kidz Academy Pty Ltd	82,941
Kidz Care Kindergarten Pty Ltd	113,907
Kidz Ink Long Day Care Centre	43,951
Kidz Life Pty Ltd	44,105
Kidz On The Avenue Pty Ltd	64,296
Kidzville Early Learning Centre Pty Ltd	56,776
Kijo Care Centre	89,781
Killara Child Care Centre Pty Ltd	44,466
Killarney Vale Preschool Kindergarten Inc	1,044,948
Kinburra Preschool Inc	785,431
Kincoppal - Rose Bay School	50,282
Kincumber Preschool Kindergarten	81,759
Kinda Kapers Belmont Pty Ltd	173,820
Kinda Kapers Charlestown Pty Ltd	48,447
Kinda Kapers Maitland Pty Ltd	118,815
Kinda Kapers Tighes Hill Pty Ltd	94,244
Kinda Kapers Toronto Pty Ltd	161,969
Kindaburra Unit Trust	72,337
Kindamindi Co-Operative Ltd	34,045
Kinda-Mindi Pty Ltd	463,864
Kindarama Pty Ltd	102,013
Kinder Palace Pty Ltd	82,225
Kindercare Learning Centre Pty Ltd	66,062
Kinderoos Group Pty Ltd	66,916
Kindest Care Pty Ltd	111,913
Kindilan Early Childhood Centre Inc	202,923
Kindipals Pty Ltd	13,657
Kindipark Preschool Pty Ltd	85,265
Kindisaurus Child Care Centre	71,761

Organisation	Amount (\$)
Kindy Academy	50,498
Kindy Australia Group Pty Ltd	123,102
Kindy Australia Pty Ltd	22,257
Kindy Camp Pty Ltd	39,891
Kindy Castle Child Care Centre Pty Ltd	233,484
Kindy Club House Pty Ltd	48,895
Kindy Fun Pty Ltd	53,793
Kindy Kidz Pty Ltd	108,412
Kindy Kingdom Pty Ltd	57,669
Kindy Kollege Pty Ltd	76,417
Kindy Korner Children Services Pty Ltd	226,145
Kinfolk Trading Pty Ltd	259,242
King Street Community Preschool East Maitland Inc	771,224
Kingdom of Angels Childcare Pty Ltd	60,221
Kingdom of Little Stars Childcare Pty Ltd	54,412
Kingscliff Mini School Inc	1,117,645
Kingstown Pre-School Inc	197,770
Kinma Ltd	335,710
Kirrawee Child Care Centre Pty Ltd	51,723
Kizcrest Pty Ltd	17,898
Kizjupe Pty Ltd	204,213
Kkindergarten Pty Ltd	101,511
Klik Industries Pty Ltd	105,515
KM Childcare Services Pty Ltd	97,809
KM Service & Management Pty Ltd	69,177
Kmads Pty Ltd	142,723
Knight Enterprises (Qld) Pty Ltd	157,105
Koala Child Care Centre – Sutherland Hospital Ltd	112,363
Koala Lane Long Day Care Centre	11,011
Koninderie Community Based Preschool Inc	741,596

Organisation	Amount (\$)
Kookaburra Korner Early Education Centre Inc	93,363
Koolyangarra Preschool Aboriginal Corporation	864,013
Koorana Child & Family Services Ltd	2,705,359
Koorringal Casual Childcare Centre Inc	56,759
Kootingal & District Preschool Inc	919,969
Koter Pty Ltd	33,102
Kraftedge Pty Ltd	149,623
Kreative Kidz Preschool	77,422
Ku Children's Services	66,912,065
Kuber Corporation Pty Ltd	15,914
Kulai Preschool Aboriginal Corporation	930,991
Kulucorp Investments Pty Ltd	78,831
Kunghur Community Preschool Inc	45,770
Ku-ring-gai Council	92,616
Kurnell Preschool Kindergarten Inc	528,691
Kurri Early Childhood Centre	222,906
Kurri Kurri & District Preschool Kindergarten	1,384,938
Kyogle Preschool and Outside Schools Hours Care Association Inc	749,706
Kyrmenann Pty Ltd	68,096
L C K Holdings Pty Ltd	89,215
L.G. & L.L. Marks Pty Ltd	187,387
Laasya Children Services Pty Ltd	54,488
Lachlan Council	356,572
Lady Game Community Kindergarten Inc	879,826
Lake Cargelligo District Community Children's Centre Association Inc	463,545
Lake Cathie Little Learners NSW Pty Ltd	213,608
Lake Macquarie City Council	72,052
Lakeside Creative Minds Early Learning and Preschool	16,542

Organisation	Amount (\$)
Lakeview Pre-School Pty Ltd	115,946
Lalor Park Preschool Kindergarten Association Inc	1,011,781
Lambton Early Learning Centre Pty Ltd	133,997
Lane Cove Municipal Council	73,986
Lane Cove Occasional Child Care Inc	107,904
Lane Cove West Montessori Academy Pty Ltd	98,720
Larjane Pty Ltd	250,276
Larool Pre-School Inc	781,526
Lawrence Community Preschool Inc	530,904
Lawson Community Preschool Association Inc	644,229
LC Developments Aust Pty Ltd	219,790
Leaping Learners Early Education Centre Pty Ltd	523,633
Leaps & Bounds Preschool Pty Ltd	77,457
Learn & Laugh No 4 Pty Ltd	84,997
Learn & Laugh No 5 Pty Ltd	127,523
Learn & Laugh No. 1 Pty Ltd	80,736
Learn & Laugh No. 2 Pty Ltd	106,918
Learn & Laugh No. 6 Pty Ltd	48,657
Learn & Laugh Pty Ltd	89,885
Learn & Play Management Pty Ltd	131,264
Learn To Play Play To Learn Pty Ltd	138,087
Learning Kids Family Day Care Pty Ltd	108,151
Learning Links	1,469,892
Learning Tree Co Pty Ltd	713,688
LECM Pty Ltd	194,860
Leekin Pty Ltd	134,455
Lee's Learning Centre Pty Ltd	67,788
Leesasa Pty Ltd	162,332
Leeton Preschool Association Inc	2,387,420

Organisation	Amount (\$)
Leeton Shire Council	188,592
Leichhardt Montessori Academy Pty Ltd	65,527
Lennox Head Community Preschool Inc	1,153,161
Les Petits Wallabies Pty Ltd	67,831
Let's Play Daycare	10,422
LG Partner Trust 2 & My Stepping Stones ELC 2 Pty Ltd & RT Partner Trust 2 & YR Partner Trust 2	28,615
Lidcombe Early Learning Centre Pty Ltd	11,236
Lidcombe Preschool	86,347
Life Church Castle Hill Pre-Schools Pty Ltd	82,751
Lifestart Co-operative Ltd	486,032
Lifetime Connect Ltd	139,228
Lighthouse ELC	110,117
Lightning Ridge Preschool Centre Inc	235,692
Li'l Achievers Pty Ltd	190,516
Lilanthi Pty Ltd	27,573
Lilli Pilli Kindy	92,358
Lilly Pilly Community Preschool Inc	786,338
Lilton Pty Ltd	7,500
Lilybelle Childcare Pty Ltd	36,271
Lilyfield Early Learning Centre Pty Ltd	97,291
Lina's Holdings Pty Ltd	106,963
Lindfield Montessori Society Inc	129,574
Linuwel School Ltd	154,114
Lisien Enterprises Pty Ltd	99,431
Lismore Parish Centre Preschool Inc	742,861
Lismore Preschool Inc	1,600,433
Little Academy Pty Ltd	86,933
Little Achievers Early Learning Centre	58,367
Little Achievers Kindergarten Pty Ltd	63,395
Little Adventures Early Learning Pty Ltd	201,427

Organisation	Amount (\$)
Little Barefoot Pty Ltd	54,178
Little Bear Child Care Cottage Inc	58,456
Little Bees Childcare Burwood Pty Ltd	163,310
Little Bees Childcare Pty Ltd	84,126
Little Bees Childcare Rosebery Pty Ltd	71,168
Little Blessings Early Learning Centre Pty Ltd	202,443
Little Bubs Australia Pty Ltd	72,093
Little Buddies Early Learning Pty Ltd	160,323
Little Bunnies Childcare Centre Pty Ltd	61,804
Little Cookies Early Learning Pty Ltd	49,785
Little Darlings Child Care Centre Pty Ltd	240,902
Little Diggers Management Co Pty Ltd	66,198
Little Dreamers Early Learning Pty Ltd	110,519
Little Elves Childcare Centre Pty Ltd	246,149
Little Endeavours Early Learning Centre Pty Ltd	99,516
Little Explorers Early Learning Centre Pty Ltd	66,257
Little Flippers Kindergarten	142,876
Little Footprints Casula Pty Ltd	98,991
Little Footprints Pty Ltd	95,098
Little Gems Child Care Pty Ltd	53,788
Little Green Frogs Preschool Pty Ltd	123,986
Little Hands Preschool Toormina	125,403
Little Jasper Early Learning Centre	7,500
Little Kindy Pty Ltd	438,900
Little Kingdom Child Care Pty Ltd	52,979
Little Lambs Early Learning Academy Pty Ltd	102,391
Little Lane Early Learning Manly Pty Ltd	137,092
Little Leaps Academy Pty Ltd	78,759
Little Learners (NSW) Pty Ltd	85,684

Organisation	Amount (\$)
Little Learning Education Pty Ltd	121,010
Little Learning Group Pty Ltd	69,204
Little Learning School	415,015
Little Learning School Alexandria - Burrows Rd Pty Ltd	84,899
Little Learning School Cleveland St Pty Ltd	44,519
Little Lion Early Learning Pty Ltd	128,790
Little Lions Education Pty Ltd	79,631
Little Mate Pty Ltd	76,079
Little Miracles Rutherford Pty Ltd	37,439
Little Monkeys Pty Ltd	130,348
Little Nippers Early Learning And Child Care Pty Ltd	102,969
Little Owl Early Education Centre Pty Ltd	31,452
Little Pilots Long Day Care Centre Pty Ltd	91,361
Little Possums Childcare & Early Learning Centre Pty Ltd	44,030
Little Rai of Sunshine Early Learning Centre Pty Ltd	29,580
Little Rana Childcare Centre Pty Ltd	119,233
Little Shepherd Preschool Kindergarten	115,447
Little Star Early Learning Centre	61,720
Little Steps Academy Pty Ltd	37,387
Little Steps Early Learning Epping Pty Ltd	105,896
Little Steps Early Learning Pty Ltd	63,015
Little Sunshine Long Day Care Pty Ltd	40,305
Little Wallabies Early Learning Centre Pty Ltd	49,152
Little Winners Pty Ltd	48,107
Little Wonders Child Care Pty Ltd	224,230
Little Yuin Preschool Family Centre Aboriginal Corporation	331,267
Livebetter Services Ltd	3,697,198

Organisation	Amount (\$)
Liverpool City Council	1,426,038
Liverpool Neighbourhood Connections Inc	101,323
Liverpool Plains Shire Council	78,835
Livette Pty Ltd	116,324
Lizzards Preschool, Before & After School Care & Vacation Care	96,180
LM Education Group Pty Ltd	25,008
Lockhart Pre School Kindergarten Inc	363,876
Long Flat Preschool Association Inc	238,040
Long Jetty Preschool Inc	987,929
"Lord Howe Island Community Preschool Inc"	115,398
Losurdo Industries Pty Ltd	82,749
Love & Cuddle Pre School Pty Ltd	69,564
Lower Bucca Community Preschool Inc	408,415
Lower Hunter Children's Activity Van Association Inc	1,293,583
Lower Macleay Preschool Inc	933,995
LPN Childcare Pty Ltd	119,708
LRM Investments (NSW) Pty Ltd	58,903
LSEE Pty Ltd	2,601
Lutheran Church of Australia	518,762
Lyrebird Preschool Kindergarten Nowra East Inc	959,503
LZ Pty Ltd	2,506,369
M & F Eid Enterprises Pty Ltd	287,940
M & N Clancy Pty Ltd	20,881
M & P Capital Pty Ltd	73,819
M & R Child Care Centre Pty Ltd	181,282
M & W Zaki Pty Ltd	838,505
M and C Cacciola Pty Ltd	75,741
M Kryoshen Pty Ltd	252,411
M L C C A Holdings Pty Ltd	215,131

Organisation	Amount (\$)
M. & F. Gergis Pty Ltd	13,688
M. And E. Guirguis Pty Ltd	42,083
M. Toth Enterprises Pty Ltd	82,042
M.S Academy Pty Ltd	83,229
Maari Ma Health Aboriginal Corporation	339,535
Macarthur Diversity Services Initiative Ltd	119,684
Macarthur Preschool Kindergarten Association Inc	959,691
Macedonian Orthodox Community Church St.Petka Inc	19,071
MacKillop Family Services Ltd	155,960
Macksville Pre-School Childcare Centre Ltd	110,232
Maclean Community Preschool Inc	740,633
Macquarie Hills Community Preschool Inc	710,968
Macquarie Montessori Academy Pty Ltd	115,885
Macquarie Preschools Co-Operative Ltd	1,756,306
Mad Sports Pty Ltd	237,617
MAG NSW Operations Pty Ltd	559,278
Maher & O'Keefe Pty Ltd	84,541
Maher St Cottage Child Care Centre	85,578
Maitland Child Care Centre Inc	130,649
Maitland Christian School Ltd	139,806
Maitland Nursery School Inc	1,341,191
Maitland PELC Pty Ltd	131,271
Malabar/Chifley Parent Co-Operative Ltd	43,740
Malaron Pty Ltd	184,757
Malek Group Investments Pty Ltd	1,201,908
Mallee Family Care Ltd	55,155
Mamalove Connect Pty Ltd	581,581
Manildra Preschool Early Learning Centre Inc	232,459
Manilla Community Preschool Inc	695,876

Organisation	Amount (\$)
Manly Vale Community Kindergarten Inc	591,549
Manly Warringah Montessori Society	645,971
Mar Holdings Invest Pty Ltd	34,194
Maranatha House	139,286
Maraylya Early Learning Centre Pty Ltd	237,805
Marayong Preschool Kindergarten	1,123,431
Marina Cottage Pty Ltd	127,047
Mariposa Child Care Pty Ltd	19,971
Market Street Co Pty Ltd	134,831
Marlimarli Daycare Pty Ltd	3,459
Maronite Sisters of The Holy Family Child Care Centre	118,613
Maroubra Junction Child Care Centre Pty Ltd	99,384
Maroubra Neighbourhood Children's Centre Co-Operative Ltd	43,005
Marumina Pty Ltd	158,372
Mary & Mina Pty Ltd	51,647
Mary Campbell Pre School Pty Ltd	63,399
Maryland Child Care Centre Inc	153,147
Marys Kindy Pty Ltd	13,338
Mas & Zen Pty Ltd	77,291
Masada College	125,480
Mascari Group Pty Ltd	26,793
Master Kid Child Care Centre Pty Ltd	48,799
Masterminds Learning Academy Pty Ltd	110,215
Mater Dei	1,196,025
Mathoura Pre-School Inc	253,909
McCorkell Pty Ltd	51,415
McGraths Hill Children's Centre Inc	87,891
McMahons Point Occasional Child Care Centre	44,774
MCP Preschool Pty Ltd	83,000

Organisation	Amount (\$)
Medowie Community Preschool Inc	637,611
Medusa Early Learning Pty Ltd	71,137
Meek's Day Care Pty Ltd	135,468
Memotrans Pty Ltd	112,219
Mendooran Preschool Inc	278,650
Menindee Preschool Association	307,317
Merewether Heights Early Learning Centre Pty Ltd	104,707
Merindah Children's Centre Inc	101,523
Merriwa Preschool and Activity Centre Inc	684,269
Merrydays Kindergarten Society Inc	115,543
Merrylands Christian Preschool Association Inc	1,240,411
Mesabo Pty Ltd	62,494
Metro Investment and Finance Pty Ltd	87,359
Micarm Pty Ltd	114,165
Michel Hanna Enterprises Pty Ltd	150,373
Micjos Group Pty Ltd	53,600
Mighty Brains Academy Canterbury Pty Ltd	2,091
Mighty Brains Academy Pty Ltd	61,084
Mighty Minds Early Learning Centre	43,426
Mighty One Pty Ltd	184,339
Mikindi Pty Ltd	88,074
Milieu Early Education & Care	71,888
Milieu Early Education & Care Oak Flats	20,547
Milton Lights ELC Pty Ltd	145,980
Milton Ulladulla Preschool Association	653,510
Minchinbury Preschool & Nursery Pty Ltd	51,350
Mindaribba Local Aboriginal Land Council	396,700
Mindchamps Early Learning 1 Pty Ltd	494,411
Mindchamps Early Learning 10 Pty Ltd	39,729

Organisation	Amount (\$)
Mindchamps Early Learning 11 Pty Ltd	50,939
Mindchamps Early Learning 12 Pty Ltd	215,857
Mindchamps Early Learning 3 Pty Ltd	484,611
Mindchamps Early Learning 4 Pty Ltd	206,817
Mindchamps Early Learning 6 Pty Ltd	108,982
Mindchamps Early Learning 7 Pty Ltd	236,560
Mindchamps Early Learning 8 Pty Ltd	111,595
Mindchamps Early Learning 9 Pty Ltd	106,151
Minghui Education Pty Ltd	120,431
Mini Graduates Early Learning Centre	56,283
Mini Me ELC Pty Ltd	58,015
"Minimbah Pre-school, Primary School Aboriginal Corporation"	744,181
Minooka Preschool Centre Inc	788,920
Mirabelle Early Learning Centre Pty Ltd	87,133
Miranda Kindergarten Association Inc	1,341,014
Miris Kindy	63,263
MISR Australian Enterprises Pty Ltd	67,059
Mission Australia	2,953,864
Mitchell Early Learning Centre Inc	146,894
Mittagong Preschool Kindergarten Inc	1,031,600
Mj Squared Academy Pty Ltd	78,579
MKB Contracting Pty Ltd	236,384
MKW Group Pty Ltd	330,070
MMCC Holdings Pty Ltd	33,735
MMIS Group Pty Ltd	54,848
MMV Enterprises Pty Ltd	116,613
MMZ Holdings Pty Ltd	1,076,554
MNJ Early Learning Pty Ltd	51,577
Moama & District Preschool Centre Inc	956,726
Mollymook Early Foundations Pty Ltd	105,899

Organisation	Amount (\$)
Molong District Preschool Inc	472,130
Monaro Family Support Service Inc	74,893
Monkey Mayhem Fun Centre & Cafe	77,768
Monterra 8 Pty Ltd	250,636
Montessori Academy on Chapel Pty Ltd	146,592
Montessori Academy Strathfield Pty Ltd	49,972
Montessori Children's House Wagga Pty Ltd	147,743
Montessori Edu Pty Ltd	90,556
Montessori Learning Centre Pty Ltd	86,093
Montessori Merrylands Childcare Pty Ltd	104,880
Montessori Nominees Pty Ltd	98,251
Montessori Punchbowl Pty Ltd	135,185
Moore Park Children's Early Learning Centre Pty Ltd	66,353
Moree Plains Shire Council	136,728
Moree Preschool Inc	1,107,501
Morem Pty Ltd	54,284
Moresby Park Preschool Inc	545,351
"Moriah War Memorial College Association"	314,667
Morisset & District Children's Centre Co-Operative Ltd	97,445
Morning Buds Pty Ltd	30,924
Morning Star Early Learning Centre Pty Ltd	29,164
Moruya Preschool Kindergarten Inc	736,513
Mosman Kindy Pty Ltd	61,132
Mother Goose Day Nursery Pty Ltd	101,661
Mothers Group Pty Ltd	82,957
Mother's Love Early Education & Childcare Service Ltd	39,283
Moulamein Preschool Inc	210,413
Mount Hutton Child Care Centre Inc	88,577

Organisation	Amount (\$)
Mount Sinai College	162,539
Mount St Thomas Pre School	69,330
Mount Zion War Memorial Kindergarten	114,285
Mountain Community Children's Centre Inc	117,476
Mountains Outreach Community Service	194,941
MR & SJ Pty Ltd	58,467
Mt Warning Community Preschool Inc	483,252
Muddy Boots Pty Ltd	104,558
Mudgee Community Preschool Inc	1,956,799
Mudyala Aboriginal Corporation	78,939
Mulligrubs Pty Ltd	79,594
Mullumbimby Community Preschool Association Inc	396,472
Muloobinba Aboriginal Corporation	484,519
Multi-Purpose Allira Gathering Association Inc	40,737
Mulwala Preschool Inc	406,475
Mumulgum Pty Ltd	97,939
Munchkins Kindy	34,093
Murray River Council	1,500,000
Murrin Bridge Preschool Association	1,396,604
Murrumbateman Early Childhood Association Inc	531,890
Murrurundi Preschool Inc	262,482
Mustard Seed Christian Childcare Ltd	50,931
Muswellbrook Child Care Centre Inc	114,980
Muswellbrook Preschool Kindergarten Inc	2,524,648
My Best Me Early Learning Academy	79,253
My Early Learning Centre Dulwich Hill	154,574
My First Childcare Company Pty Ltd	223,005
My First School Childcare Centre Pty Ltd	98,010
My Kindy Early Childhood Pty Ltd	57,577

Organisation	Amount (\$)
My Kindy Garden Suburbs Pty Ltd	187,804
My Little Sunshine Early Learning Centre Pty Ltd	145,230
My Planet Childcare Centre Pty Ltd	120,314
My Stepping Stones Early Learning Centre	36,783
My Stepping Stones ELC 5 Pty Ltd	24,494
My Stepping Stones ELC Pty Ltd & The Trustee for Rt Partner Trust	115,827
My Story - Experiential Early Learning Pty Ltd	123,242
My Time Childcare Pty Ltd	79,006
N & P Sim Pty Ltd	36,998
N & S Papaspiropoulos Holdings Pty Ltd	61,687
N E G Energy Pty Ltd	140,520
Nabiac & District Preschool Association Inc	542,377
Najjam Pty Ltd	57,515
Naletran Pty Ltd	36,223
Nambucca Heads Preschool Playcentre Ltd	877,474
Nana Glen Preschool Inc	359,194
Nanima Preschool Association Inc	673,226
Narellan Montessori Academy Pty Ltd	122,247
Narooma Preschool Kindergarten Association	935,170
Narrabeen Community Kindergarten Inc	805,079
Narrabri & District Community Aid Service Inc	78,004
Narrabri Preschool Association Inc	136,857
Narrandera Pre-School Inc	165,171
Narromine Preschool Kindergarten Inc	1,443,459
Narwee Preschool Kindergarten Inc	1,015,932
National Australia Childcare Pty Ltd	43,577
Natsikas Pty Ltd	82,241

Organisation	Amount (\$)
Nature's Academy Early Learning Pty Ltd	219,989
Nazarene Investments Pty Ltd	103,029
Nebesa Pty Ltd	127,940
Nepean Tiny Tots	20,097
Nessmore Pty Ltd	135,345
Nest Early Education Services Pty Ltd	20,822
Nestle In Childcare Centres Pty Ltd	157,280
Neumann Childcare Pty Ltd & The Trustee for Shelco Terrey Hills Trust	76,539
Nevine Ibrahim Pty Ltd	287,707
New Beginnings Early Learning Centre Pty Ltd	94,895
New Millennium Group Pty Ltd	53,220
New School of Arts Neighbourhood House Inc	117,359
Newcastle City Council	129,720
Newcastle Montessori Academy Pty Ltd	45,103
Next Chapter Early Learning Pty Ltd	163,177
Next Generation Pty Ltd	47,146
Nextgen Early Learning Centre Pty Ltd	149,882
Nextsense	414,561
NG Childcare Management Pty Ltd	119,083
Ngaarrila Preschool Inc	385,192
Ngallingnee Jarjum Tabulam & District Community Preschool Inc	299,923
Ngayaamba Waluura Aboriginal Corporation	700,122
Ngunya Jarjum Aboriginal Corporation	359,616
NH & MM Ibrahim Pty Ltd	198,092
NH Services Australia Pty Ltd	143,252
Nickol Holdings Pty Ltd	67,599
Nielsen & Wyld Investments Pty Ltd	36,169
Nimbin Pre School & Childcare Association Inc	350,288

Organisation	Amount (\$)
Nimmitabel Preschool Inc	218,710
Nisiv Enterprises Pty Ltd	119,735
Niwal Pty Ltd	128,204
NK&A Academia Pty Ltd	19,694
Noah's Ark Centre of Shoalhaven Inc	629,559
Noah's Ark Learning Academy Botany	10,563
Nords Wharf Community Preschool Inc	244,663
Normanhurst West Community Preschool Inc	372,169
North Brighton Preschool Inc	747,391
North Coast Early Learning Centre Pty Ltd	90,972
North Epping Kindergarten Association Inc	865,466
North Rocks Preschool	19,590
North Rocks Preschool Inc	949,562
North Rothbury Pelc Pty Ltd	130,931
North Ryde Community Preschool Inc	1,435,029
North Shore Childcare Pty Ltd	168,979
North Wyong Early Childhood Learning Centre Pty Ltd	189,121
Northern Beaches Council	2,830,305
Northern Beaches Montessori Association	177,894
Northern Rivers Community Gateway Inc	115,000
Northside Montessori Society	374,818
Northside Preschool Pty Ltd	32,126
Norwest Christian College Ltd	322,858
Norwood Community Preschool Inc	529,852
Nought to Five Early Childhood Centre Inc	117,795
Nowra Pre-School Kindergarten	98,053
NSW Aboriginal Education Consultative Group	54,513
NSW Childcare Pty Ltd	18,102
NTUA Pty Ltd	72,565

Organisation	Amount (\$)
Nu Nehme Investments Pty Ltd	203,459
Nucifora Enterprises Pty Ltd	85,843
Nukids Pty Ltd	262,977
Nurruby Children's Services Inc	220,653
Nurture Preschool and Early Learning Centre	8,456
Nurtured Beginnings ELC Pty Ltd	91,195
Nyngan Preschool Inc	1,182,664
O & L Hewitt Pty Ltd	142,935
Oakville Montessori ELC Pty Ltd	128,050
Oberon Children's Centre Inc	807,436
Ocean Shores Preschool Inc	609,904
Ocean View Community Kindergarten Pty Ltd	81,251
OCM CO Pty Ltd	66,215
Octopus Garden Preschool Early Learning Centre	56,106
ODVI Early Learning Centre Pty Ltd	46,094
Old Bar Beach Child Care & Early Learning Centre	133,533
Old Bar Community Preschool Inc	1,220,455
Oldfield Early Learning	15,517
Olitots Pre-School and Long Day Care Centre	11,597
On Your Marks Childcare Pty Ltd	56,565
One Sheep Two Sheep Pty Ltd	106,094
One Tree Community Services Inc	260,277
Only About Children Pty Ltd	3,557,922
Only Education Pty Ltd	132,710
Ooranga Family Mobile Resource Unit Association Inc	1,391,065
Oran Park Montessori Academy Pty Ltd	147,412
Orana Community Preschool Inc	727,843

Organisation	Amount (\$)
Orana Early Childhood Intervention & Education Project Inc	25,048
Orange Blossom Early Learning Pty Ltd	83,280
Orange Christian Schools Ltd	779,357
Orange City Council	373,831
Orange District Early Education Program	705,003
Orange Local Aboriginal Land Council	490,387
Orange Preschool Kindergarten Ltd	1,067,113
Organic Seedlings Education Pty Ltd	82,565
Origin Kindergartens Pty Ltd	61,690
Our Place Preschool Pty Ltd	107,814
Outlook Early Learning Centre Pty Ltd	60,118
Owl and The Pussycat Preschool Pty Ltd	299,849
Oxford Falls Early Learning Centre Pty Ltd	88,844
Oz Education Auburn Pty Ltd	136,244
Oz Education Campsie Pty Ltd	99,720
Oz Kindy Pty Ltd	61,476
Pademelons Preschool Pty Ltd	9,470
Paike Pty Ltd	18,373
Palace Road Long Day Care Centre Pty Ltd	159,028
Palm Beach War Memorial Kindergarten	459,207
Palm Child Care Centre	83,819
Pambula Preschool Kindergarten Association Inc	1,375,799
Pamrosin Pty Ltd	128,619
Pandora Pre School Pty Ltd	179,954
Parkes Early Childhood Centre	1,454,045
Parkes Shire Council	1,001,212
Parklands Community Preschool & Children's Centre Inc	1,108,737
Parramatta East Preschool Pty Ltd	71,218

Organisation	Amount (\$)
Parramatta Montessori Academy Pty Ltd	100,329
Paterson Valley Community Pre-school Inc	571,149
Peacock Street Long Day Care Pty Ltd	49,976
Peak Hill Preschool Kindergarten Inc	437,889
Peakhurst Early Learning Centre Pty Ltd	64,366
Peasley Co Pty Ltd	138,382
Pebbles Early Learning Centre Pty Ltd	106,815
Pebbly Beach Early Learning Centre Little Beaver Preschool	96,614
Pennant Hills War Memorial Children's Centre Association Inc	1,162,000
Penrith Christian School	186,203
Penrith City Council	7,948,088
Perez Family Trust	118,742
Perfect Angels Pty Ltd	179,167
Periwinkle Children's Centre	391,767
Peter Pan Preschool Kindergarten – Tamworth Inc	1,138,350
Peter Pan Pre-School Wollongong Inc	363,691
Peter Rabbit Child Care Centre Pty Ltd	124,569
Peter Rabbit Community Pre School Inc	395,044
Pethakia Pty Ltd	4,956
Petit Early Learning Journey Pty Ltd	176,267
Pied Piper Preschool Association (Wallerawang) Inc	1,170,612
Pine Street Kindergarten	39,642
Pinjarra Children Services Pty Ltd	78,478
Pioneer Road Long Day Care Centre Pty Ltd	152,491
Pipeclay Ridge Pty Ltd	404,635
Pippies Early Childhood Centre	99,330
Pius X Aboriginal Corporation	958,235
PK Concepts Pty Ltd	129,771

Organisation	Amount (\$)
Planet Kindy	104,735
Planetwork Pty Ltd	114,396
Platinum Pre School Pty Ltd	186,762
Play Learn & Grow Early Education Centre Pty Ltd	136,411
Playgroup NSW Inc	1,002,298
Playhouse Learning Center	15,130
Playmates Cottage Child Care Dubbo Inc	125,414
Playtime Preschool Centre Association Inc	756,704
Pleasant Hills Preschool Kindergarten Inc	168,390
Plumtree Children's Services	852,236
PMK Early Education Pty Ltd	88,551
Poka Dot Kids Pty Ltd	176,362
Ponyara Preschool Kindergarten Association Ltd	616,040
Poppins Bush School Pty Ltd	126,005
Poppi's Child Care Pty Ltd	114,671
Port Macquarie Community Preschool Ltd	2,194,672
Port Stephens Council	492,655
Portjazz Pty Ltd	11,063
Possum Magic Cottage Pty Ltd	78,120
Possums Cnr Child Care Centre Inc	108,921
Possums Community Preschool Association Inc	623,773
Possums' Den Coffs Harbour Inc	348,526
Possums Early Learning Centre Inc	68,627
Pottsville Community Preschool Inc	962,744
POW Place Community Child Care Centre Ltd	62,619
Precious Momentz Pty Ltd	88,938
Pre-Kinder academy	27,476
Presbyterian Church of Australia in the State of NSW	483,035

Organisation	Amount (\$)
Presbyterian Community Care Centre Campbelltown	36,188
Presbyterian Ladies College Sydney	2,637,326
Presbyterian Social Services	223,849
Pretty Beach Community Preschool Inc	717,986
Pringle Family Trust	79,949
Prolific Holdings Pty Ltd	43,295
Promising Education Pty Ltd	89,537
Puddleducks Pty Ltd	5,974
Puggles School of Early Learning Pty Ltd	92,590
Pulse (Pacific) Pty Ltd	275,589
Punky Doodle Corners Pty Ltd	158,166
Pymble Turramurra Preschool Inc	978,519
Quality Child Care Pty Ltd	109,695
Queanbeyan and District Preschool Association Inc	4,417,698
Queens And Jokers Unit Trust Trading As Thinkersinq	116,306
Quirindi Preschool Kindergarten Inc	1,075,951
R&J Services Pty Ltd	67,865
Raatu Pty Ltd	205,377
RAD Investments Pty Ltd	67,234
Raffles Campus (Australia) Pty Ltd	119,295
Railway Parade Early Learning Pty Ltd	67,426
Rainbow Hut Early Learning Centre	48,892
Rainbow Paradise Preschool Childhood Development And Education Long Day Care Centre Pty Ltd	40,681
Rainbow Playhouse Preschool Inc	545,154
Rainbow Preschool Association Broken Hill Inc	2,168,164
Rainbow St Child Care Centre Inc	112,080
Rainbow Village Childcare Centre Pty Ltd	34,355
Rainforest Early Learning Centre	40,901

Organisation	Amount (\$)
Ra-Maat Services Pty Ltd	47,020
Ramsay Bourne Acquisitions (No.2) Pty Ltd	87,133
Randhawa Associates Pty Ltd	42,989
Randwick City Council	56,839
Randwick Open Care for Kids Inc	36,356
Rarm Pty Ltd	283,692
Ravese Pty Ltd	1,202,358
Raymond Lee Pty Ltd	46,811
Raymond Terrace Community Preschool Inc	1,092,008
Raymond Terrace Early Education Centre Inc	114,649
Reachout Mobile Resource Unit Inc	60,330
Rebmarn Pty Ltd	21,219
Red Apple Learning Pty Ltd	142,244
Red Sheep Blue Sheep Pty Ltd	82,380
Redhead Community Preschool Inc	475,900
Resource & Toy Library Broken Hill & Western Region Inc	112,490
Revesby Workers' Club Ltd	207,881
Reymish Pty Ltd	23,297
Rhonda Susan Humphry Pty Ltd	105,784
RHT Group Pty Ltd	76,488
Richard And Tracey Tuke Family Trust	91,965
Richmond Hill Community Preschool	369,110
Richmond Preschool Kindergarten Association Inc	1,174,553
Richmond Valley Care-Ring Association Inc	42,727
Ricki & Chan Pty Ltd	116,823
Rise Early Learning Pty Ltd	361,492
Riverina Children's Activity Van Inc	784,149
Riverside Preschool Inc	1,088,572

Organisation	Amount (\$)
Riverwood Community Centre Ltd	50,401
Rizmike Pty Ltd	83,527
Roberts Park Early Learning Centre Pty Ltd	79,101
Robertson Street Kindy	115,040
Robyn Taylor Child Development & Education Centres Pty Ltd	106,761
Rocky Hall Preschool Association Inc	201,129
Rogael Enterprises Pty Ltd	48,839
Rogers & Lewis Pty Ltd	34,947
Rose Cottage Childcare Pty Ltd	56,766
Rose Gourmet Treats Pty Ltd	750
Rosebank Community Preschool Inc	236,659
Rosegum ELC Pty Ltd	67,498
Rose-Hill Montessori Kindergarten Pty Ltd	114,905
Rosellas Community Preschool Inc	1,104,110
Rosey Pot Kindy Pty Ltd	63,276
Ross Circuit Preschool Inc	1,767,072
Rossing Pty Ltd	100,877
Rotastar Education Pty Ltd	61,690
Rouse Hill Preschool Kindergarten Pty Ltd	403,879
Roxela Pty Ltd	36,190
Roxento Pty Ltd	238,447
Royal Society for the Welfare of Mothers & Babies	62,736
Rozario Six Pty Ltd	53,871
Ruse Child Care Centre Pty Ltd	103,936
Ruse Pre-School Pty Ltd	34,530
Rutherford Playtime Pre-School	92,641
Rylstone Kandos Preschool Inc	714,175
S & M Samuel Pty Ltd	48,273
S & S Australia Investments Pty Ltd	4,980

Organisation	Amount (\$)
S & S Kindergarten Pty Ltd	92,083
Sabro Pty Ltd	56,467
Saint George JMM Child Care Pty Ltd	68,081
Salamander Bay Child Care Centre Inc	237,686
Samaritans Foundation Diocese of Newcastle	360,683
Sanctuary Early Learning Centre Pty Ltd	173,815
Sanmig Pty Ltd	142,553
Sans Souci Community Preschool Association Inc	1,312,189
Santa Sabina College Ltd	78,488
Sarani Pty Ltd	41,870
Sas Jain Pty Ltd	74,064
Saz Childcare Services Pty Ltd	70,464
SCFB Pty Ltd	180,258
Scoje Pty Ltd	115,430
Scone & District Preschool Inc	1,173,049
Scribbles Kindy Preschool and Long Day Care Centre	137,022
Scribblz Pre-School & Long Day Care Centre Pty Ltd	223,785
Scylla Holdings Pty Ltd	53,938
SDN Child and Family Services Pty Ltd	1,952,687
SDN Children's Services	4,028,755
Seaside Holdings Pty Ltd	69,942
Sefnet Pty Ltd	417,669
Sella Childcare Centre Pty Ltd	102,286
Selpm Pty Ltd	181,228
Senses Childcare Pty Ltd	70,601
Sensory Cove Developments Pty Ltd	178,355
Sera Direct Pty Ltd	178,988
Seventh-day Adventist Schools (Greater Sydney) Ltd	181,756

Organisation	Amount (\$)	Organisation	Amount (\$)
Seventh-day Adventist Schools (North New South Wales) Ltd	366,629	Small World Pty Ltd	110,951
SH Childcare Group Pty Ltd	90,399	Smart Potatoes Pty Ltd	42,113
Shamsabad Trust	77,194	Smarties Early Learning Centre Pty Ltd	117,553
Sharhpen Pty Ltd	88,803	Smarties Preschool and Long Day Care Centre	40,400
SHARSO Pty Ltd	72,416	Smartkids Learning Pty Ltd	91,534
Shaw Street Children's Centre Inc	84,157	Smartplay Early Learners Pty Ltd	43,901
Sheahan Pty Ltd	123,137	Smiley Bees Childcare & Pre-School Pty Ltd	63,705
Shearwater The Mullumbimby Steiner School Ltd	884,462	SMN Pty Ltd	365,148
Shelly Tots Child Care	72,548	SMP Shehata Pty Ltd	85,607
Shepherd Early Learning Centre Pty Ltd	35,455	Snow Bells Pty Ltd	64,907
Shepherd Early Learning Centre St Nicholas Pty Ltd	162,585	Snowy Mountains Care and Early Learning Centre Inc	111,482
Shepherds Bay Montessori Academy Pty Ltd	121,073	Snowy Mountains Grammar School	74,265
Shine for Kids	18,738	Snowy Valleys Council	377,397
Shine Preschool Pty Ltd	71,045	Snugglepot Day Care Centre Inc	125,773
Shining Stars Childcare Centre Pty Ltd	90,298	Soni & Robin Pty Ltd	69,552
Shiny Star Early Education Center Hurstville	43,511	SOS Preschool Inc	1,140,132
Shivshlok Services Pty Ltd	63,310	Sought After Investments Pty Ltd	1,012,221
Shoalhaven Community Preschool Inc	1,648,277	Southern Youth and Family Services Ltd	591,247
Shorlinde Pty Ltd	94,494	Sparke & Golby	53,549
Sigrigs Pty Ltd	86,963	Springdale Heights Preschool Inc	1,178,845
Singleton Council	99,840	Springwood and District Preschool Kindergarten Association Inc	872,384
Singleton Heights Preschool Inc	1,933,994	Sprint Plumbing Pty Ltd	58,542
Singleton Preschool Inc	1,321,244	Sprout Early Learning Centre Pty Ltd	258,517
Siron Investments Pty Ltd	99,527	Sprout ELC Wamberal Pty Ltd	200,759
Sissa Pty Ltd	78,425	Squeakers Pty Ltd	26,256
SK Alliance Pty Ltd	412,113	Squiggles & Giggles Early Learning Childcare Centre Pty Ltd	101,876
SKC Childcare Pty Ltd	26,947	SR Trust	108,876
Skilli Investments Pty Ltd	12,686	SSPS Urunga Pty Ltd	64,462
SMAA Childcare Pty Ltd	69,452	St Agnes' Assist	902,198

Organisation	Amount (\$)	Organisation	Amount (\$)
St Andrews Church Community Preschool Inc	524,430	St Mary's Community Preschool Casino Inc	862,163
St Andrews ELC Pty Ltd	95,230	St Mary's North Tamworth Preschool Inc	783,939
St Andrew's Kindergarten Abbotsford Inc	702,298	St Mary's Rainbow Preschool	786,393
St Anthony's Family Care	48,833	St Nics' Christian Preschool Inc	62,497
St Barsoum Pty Ltd	66,518	St Paul & St Anthony Child Care Centre Pty Ltd	82,860
St Columba Anglican School Council Inc	254,751	St Paul's Children Centre Inc	7,385
St Dunstan's Pre-School Kindergarten Inc	947,037	St Paul's Lutheran Kindergarten Inc	77,607
St Faith's Anglican Church of Australia Narrabeen	65,261	St Peters Community Preschool Inc	635,903
St George Childcare Centre Pty Ltd	68,440	St Peters Preschool Ltd	1,001,633
St George Long Day Care Pty Ltd	296,184	St Peters Preschool Tamworth Inc	995,870
St George Preschool (Marsfield) Inc	624,769	St Philip's Christian Education Foundation Ltd	740,548
St Ives Preschool Kindergarten Association	860,641	St Stephen's Belrose Kindergarten Inc	865,499
St James Preschool Inc	545,329	St Stephens Children's Centre Inc	108,174
St John's Preschool Ashfield Inc	1,346,239	St Stephens Preschool Kindergarten Inc	1,064,030
St Joseph Pre-School Pty Ltd	75,460	St Thomas' Preschool Ltd	545,611
St Jude's Early Learning Inc	110,388	St. Abaly Education Pty Ltd	26,024
St Lukes Preschool	1,753,574	St. Anthony's Child Care Centre	49,297
St Lukes Preschool Dapto Inc	1,491,785	St. Wannas Education Pty Ltd	61,318
St Lukes Scone Grammar School Council	973,836	Star Academy Kids Belfield Pty Ltd	67,102
St Marks Child Care Centre Oakhurst Inc	96,760	Star Academy Kids Liverpool Pty Ltd	17,703
St Marks Northbridge Kindergarten Inc	820,902	Starinvest Pty Ltd	16,137
St Mark's Preschool Kindergarten	553,368	Starkingdom Childcare Centre & Kindergarten Pty Ltd	37,367
St Maroun's Preschool	472,117	Step Ahead Child Care Centre Pty Ltd	329,722
St Mary & Angels Pty Ltd	50,027	Step By Step Pre School and Long Day Care Centre	71,918
St Mary & Pop Shenouda Pty Ltd	55,936	Stepping Stones Childcare Centre Dubbo Pty Ltd	130,499
St Mary and St Mark Pty Ltd	100,259	Stepping Stones Kindergarten Pty Ltd	193,705
St Mary Early Learning Centre	26,168	Stepping Stones Pre-School & Long Day Care Centre Pty Ltd	87,229
St Mary's Child Care Centre Ltd	121,249		
St Mary's Child Care Centre	112,932		

Organisation	Amount (\$)
Sticks & Stones Early Learning Centre Pty Ltd	170,816
Story House Early Learning NO 1 Pty Ltd	243,943
Story House Early Learning NO 16 Pty Ltd	74,157
Story House Early Learning NO 19 Pty Ltd	192,443
Story House Early Learning NO 21 Pty Ltd	110,238
Story House Early Learning NO 28 Pty Ltd	144,944
Strathfield One Stop Child Care Service Inc	146,816
Stringybark Day Care Centre	41,358
Stroud Neighbourhood Children's Co-Operative Ltd	644,939
STS Education Pty Ltd	56,465
Stuarts Point Preschool Association Inc	391,295
Sturt Street Early Learning Pty Ltd	101,930
Styles Street Children's Community Long Day Care Centre Inc	146,218
Subway Brookvale Pty Ltd	81,461
Sun Family Management Pty Ltd	77,015
Sun Family Management Two Pty Ltd	211,025
Sun Preschool Inc	642,381
Sun Valley Preschool Kindergarten	562,598
Sunnen Pty Ltd	47,860
Sunny Corner Toy Library Inc	27,042
Sunshine Education Group Pty Ltd	38,089
Sunshine Kindy, Early Years Learning & Care Centre	65,646
Surry Hills Neighbourhood Centre Inc	25,049
Sustainable Play Pty Ltd	158,081
Sutherland Child Care Centre Pty Ltd	71,038
Sutherland Shire Council	1,190,849
Sweetpeas Group Pty Ltd	87,710
SWR Preschool	1,095,754

Organisation	Amount (\$)
Sydney Catholic Early Childhood Services Ltd	536,296
Sydney Childcare Collective Pty Ltd	58,038
Sydney Childcare Group Pty Ltd	16,972
Sydney Childcare Pty Ltd	77,140
Sydney Harbour Federation Trust	137,150
Sydney Montessori School Ltd	312,403
Sydney Montessori Society	262,150
Sylvanvale Foundation Ltd	104,800
Sylvanvale Ltd	89,343
T & C Domingo Pty Ltd	53,013
T & K Jones Investments Pty Ltd	180,543
T & K White Pty Ltd	138,371
Tadros Group Pty Ltd	82,027
Tamosani Pty Ltd	73,246
Tamworth Baptist Church Child Care Services Ltd	120,624
Tamworth Montessori Association Inc	580,241
Tancin Family Trust	115,894
Tarago Preschool Association Inc	296,037
Taree & District Preschool Ltd	1,389,458
Tarshaun Pty Ltd	135,560
Tasman Park Children's Centre Pty Ltd	95,729
Tathra Children's Services Inc	582,087
Tattle Tales Preschool Pty Ltd	33,926
Tea Gardens Hawks Nest Preschool Kindergarten Inc	323,887
Teddy Bears Kindergarten Pty Ltd	104,951
Teddy Star Pty Ltd	75,524
Teddy Tammy's Childcare Pty Ltd	29,749
Teenie Weenies Pty Ltd	89,819
Temora Preschool and Out of School Hours Inc	831,471

Organisation	Amount (\$)
Tempe CCC Pty Ltd	43,631
Ten Ann Pty Ltd	79,107
Tenterfield Child Care Centre Inc	82,590
Tenterfield Preschool Kindergarten Inc	708,599
Terrey Hills Community Kindergarten Inc	519,606
Terry Street Kids Pty Ltd	94,794
Tessa Bell Pty Ltd	156,076
Tharawal Aboriginal Corporation	221,313
That Little Kindy Pty Ltd	34,016
The Alphabet Academy Pty Ltd	174,811
The Alphabet Academy Sydney Pty Ltd	91,073
The Aram Company Pty Ltd	46,128
The Armidale Waldorf School Ltd	279,930
The Association for Christian Education of Blacktown Ltd	292,908
The Big Treehouse Pty Ltd	99,253
The Blair Lawson Group Pty Ltd	29,587
The Blue Mountains Waldorf School Ltd	90,101
The Boumansour Family Trust	90,146
The Chapel Early Education	42,084
The Children's Preschool Pty Ltd	94,342
The Cottage ELC Pty Ltd	88,301
The Council of Camden	65,054
The Council of the City of Sydney	1,594,768
The Cubbyhouse Preschool & Occasional Care Centre Inc	49,886
The Discovery House Long Day Care	112,443
The Early Learning Hub Pty Ltd	475,675
The Ella Group (NSW) Pty Ltd	34,238
The Entrance Preschool Kindergarten Association Inc	1,030,209
The Familyworks Pty Ltd	93,546
The First Steps Learning Company Pty Ltd	120,475

Organisation	Amount (\$)
The Frogs Lodge Pty Ltd	60,552
The Gorrie Family Trust	136,978
The Grace Child Care Centre Inc	76,070
The Greek Orthodox Community of NSW Ltd	66,957
The Greta Community Preschool Inc	582,362
The Grove Academy -Bexley Pty Ltd	152,788
The Grove Academy -Edmondson Pty Ltd	160,824
The Grove Academy -Mt Annan Pty Ltd	235,299
The Grove Academy -Wollongong Pty Ltd	331,224
The Gymea Nursery School and Kindergarten Co-operative Society Ltd	1,386,397
The Heights Pre-School Centre Pty Ltd	144,280
The Hills Community Kindergarten Inc	1,041,742
The Hills Grammar School	248,892
The Hills Pre School Pty Ltd	171,535
The Hills Shire Council	404,754
The Hub: Preschool & Early Education Academy Pty Ltd	595,265
The Illawarra Grammar School	163,338
The International Grammar School Sydney Ltd	177,309
The Jack & Jill Kindergarten	954,616
The John Wycliffe Christian Education Association Ltd	448,967
The Junction Kindy Pty Ltd	129,865
The Junction Works Ltd	28,433
The Kids Sports Club Pty Ltd	125,239
The Killarney School Ltd	393,502
The Learning Jungle Pty Ltd	286,403
The Little Church Pty Ltd	177,964
The Little School Preschool Inc	653,464
The Little Unicorn Charlestown Pty Ltd	76,349
The Little Unicorn on Honeysuckle Pty Ltd	68,967

Organisation	Amount (\$)
The Little Wise Monkeys Pty Ltd	21,203
The Montessori Preschool & LDC of Sydney Pty Ltd	97,400
The Mountain Preschool Lowanna Inc	263,376
The Mt Ousley Preschool Kindergarten	58,108
The Nepean District Christian Education Association Ltd	93,404
The Northern Nursery School Ltd	1,049,627
The Oaks Preschool Kindergarten Co-Operative Ltd	931,332
The Outback Mobile Resource Unit Inc	175,101
The Pittwater House Schools Ltd	17,453
The Point Preschool Inc	400,944
The Rainbow Children's Centre Inc	121,710
The Ridge Preschool & Childcare Centre Pty Ltd	70,315
The Rock Pre-School Inc	559,362
The Royal Alexandra Hospital for Children	80,978
The Rozelle Child Care Centre Ltd	90,889
The Rumpus Room Children's Centres Pty Ltd	768,268
The Scots School Albury	865,154
The Shepherd Centre - for Deaf Children	732,188
The Tamworth Toy Library Inc	26,717
The Trangie Preschool Kindergarten Association Ltd	381,695
The Trustee for 2Nd Edge Unit Trust	117,711
The Trustee for 9th Edge Unit Trust	107,553
The Trustee for A & E Fanous Family Trust	95,140
The Trustee for A And R Benjamin Trust	98,459
The Trustee For A Guiding Hand Family Trust	78,587
The Trustee for A&M Peronace Family Trust	69,321
The Trustee for AARBIN Family Trust	139,145

Organisation	Amount (\$)
The Trustee for Abbey Family Trust	44,171
The Trustee for Ac Mascari Family Trust	75,153
The Trustee for Acorn Early Learning Centre	61,116
The Trustee for Agresti Family Trust	65,596
The Trustee for Alren Family Trust	41,682
The Trustee for Appleseed Childcare Trust	72,886
The Trustee for AR Business Management Trust	104,689
The Trustee for Aspinall & Pupovac Family Trust	61,426
The Trustee for Auburn Montessori Academy Trust	193,698
The Trustee for Azer Family Trust	64,452
The Trustee for Badran Trust	17,233
The Trustee for BAGH DISCRETIONARY TRUST	36,820
The Trustee for Bak Family Trust	73,727
The Trustee for Bambini of Lilyfield Trust	75,093
The Trustee for Bambini Unit Trust	79,321
The Trustee for Banora Finlayson Family Trust	103,591
The Trustee for Barratt Family Trust	238,266
The Trustee for Bateman Preschool Unit Trust	145,352
The Trustee for Benjamin Concept Trust	77,003
The Trustee for Benjamin Education Trust	141,727
The Trustee For Benjamin Partners Trust	166,909
The Trustee for Berry Patch Preschool Kellyville Ridge Unit Trust	187,420
The Trustee for Berry Patch Preschool Unit Trust	246,786
The Trustee for Beverly Hills Kindy Care Unit Trust	40,239
The Trustee for Bilambil Kids Unit Trust	54,551

Organisation	Amount (\$)
The Trustee for Billy Kids Pymble Unit Trust	126,057
The Trustee for Biyik Discretionary Trust	83,711
The Trustee for BMA Abbotsbury Unit Trust	115,904
The Trustee for BMA Menai Unit Trust	132,718
The Trustee for BMA South Nowra Unit Trust	125,187
The Trustee for BMA Waterside Unit Trust	153,234
The Trustee for Brentwood Property Unit Trust	176,368
The Trustee for Bright Little Stars No.2 Trust	17,899
The Trustee for Bright Little Stars Trust	28,782
The Trustee for Bright Minds Academy Unit Trust	297,586
The Trustee for Bsak Unit Trust	103,583
The Trustee for Burwood ELC Unit Trust	157,882
The Trustee for C.Cirillo Family Trust	7,032
The Trustee for Campbell Sharman Family Trust	101,808
The Trustee for Casuarina Kool Kids Trust	70,914
The Trustee for CBS Rhodes Trust	18,226
The Trustee for Ch Family Trust	51,674
The Trustee for Chatham House Early Learning Trust	57,289
The Trustee for Clown Town Rosehill Unit Trust	343,828
The Trustee for Collaroy Plateau Preschool Unit Trust	118,778
The Trustee for Confoy Investment Trust	80,925
The trustee for Creative Kiddies Trust	220,041
The Trustee for Creekside Kids Trust	98,387
The Trustee for Cubby College Child Care Unit Trust	44,790
The trustee for Cubbyhouse Childcare Kings Langley Trust	40,082

Organisation	Amount (\$)
The Trustee for Daniel Hanna Family Trust	204,315
The Trustee for Dayamaze Family Trust	38,926
The Trustee for Dennis Street Early Childhood & Learning Centre	44,630
The Trustee for Discovery Early Education Trust	180,269
The Trustee for Don Turner Earthworks Trust	53,930
The Trustee for Donohoe Kids Trust	79,373
The Trustee for DSEL Trust	147,518
The Trustee for Dunk Family Trust	46,235
The Trustee for E & S Bridger Family Trust	53,887
The Trustee for Eden Academy Operations Unit Trust	5,275
The Trustee for EDREES TRUST	160,948
The Trustee for Elhelou Family Trust	105,250
The Trustee for Elliott Schasser Unit Trust	75,260
The Trustee for Elouera Education Unit Trust	29,550
The Trustee for ESB Investment Trust	121,257
The Trustee for Faux Holdings Family Trust	222,068
The Trustee for Fernandes Family Trust	68,156
The Trustee for First Friends Unit Trust	97,698
The Trustee for Five Dock ELC Unit Trust	235,549
The Trustee for Freckles CC Loftus Trust	117,722
The Trustee for Fredman Family Trust	72,070
The Trustee for Future ELC Unit Trust	39,851
The Trustee for Future Stars Children Investment Trust	116,238
The Trustee for Futuro Early Learning Unit Trust	67,705
The Trustee for G and A Group Trust	296,256
The Trustee for Giant Nest Unit Trust	87,516
The Trustee for Giggs and Learn Trust	301,790

Organisation	Amount (\$)	Organisation	Amount (\$)
The Trustee for Gordi MJJ Trust	91,834	The Trustee for Jos Trust	230,832
The Trustee for Gorman Trust	175,085	The Trustee for Joshie Family Trust	21,248
The Trustee for Grace Shores Family Trust	9,474	The Trustee for K & L Kumulia Family Trust	99,090
The Trustee for Grandma Rosie's Childcare Centre Dapto Trust	565,028	The Trustee for Keen Kiddies Trust	145,385
The Trustee for Green Gables Trust	119,012	The Trustee for Kensington Castle Operating Trust	151,739
The Trustee for GS Investment Trust	67,763	The Trustee for Khalil Bazzi ATF The Bazzi Family Trust	84,168
The Trustee for Hanna Family Trust	30,752	The Trustee for Kiddies Hut Unit Trust	118,995
The Trustee for Hanney Family Trust	147,035	The Trustee for Kiddiwinks Bligh Park Unit Trust	163,059
The Trustee for Helwani Family Trust	86,698	The Trustee for Kiddiwinks Eastern Creek Unit Trust	257,822
The Trustee for Hickory Family Trust	25,207	The Trustee for Kin Educare Unit Trust	154,415
The Trustee for Hillman Family Trust	38,596	The Trustee for Kinda Kapers Family Trust	198,384
The Trustee for IIE Unit Trust	216,627	The Trustee for Kinderland Academy Trust	84,244
The Trustee for Imagine Education Early Learning Centres No. 26 Unit Trust	82,470	The Trustee for Kinderoos Trust	214,051
The Trustee for Imagine Education Early Learning Centres No. 4 Unit Trust	140,014	The Trustee for Kindy Kare Family Trust	127,115
The Trustee for Imagine Education Early Learning Centres No. 5 Unit Trust	144,269	The Trustee for Kindy Kids Long Daycare And Preschool Trust	6,330
The Trustee for Imagine Education Early Learning Centres No. 9 Unit Trust	134,800	The Trustee for Kindy Kids Village Trust	6,330
The Trustee for Imagine Education Early Learning Centres Orange Unit Trust	116,477	The Trustee for Kindy Kollege Unit Trust	244,127
The trustee for Inner West Easy Living Discretionary Trust	101,614	The Trustee for Kool Kids Casuarina 2 Trust	81,900
The Trustee for Insight Early Learning Moama Unit Trust	70,092	The Trustee for Kool Kids Mullumbimby Child Care Trust	30,835
The Trustee for Jack & Jill Family Trust	93,991	The Trustee for Kool Kids Ocean Shores Child Care Unit Trust	57,648
The Trustee for JBO Family Trust	213,386	The Trustee for Kool Kids The Hive Trust	91,902
The Trustee for Jesant Unit Trust	74,416	The Trustee for L&L Syndicate No.3 Unit Trust	93,735
The Trustee for Jett Family Trust	184,034	The Trustee for Lajdes Family Trust	81,421
The Trustee for Jetz Business Trust	166,602	The Trustee for Lamb Family Trust	58,700
The Trustee for JJ MEK Family Trust	68,470	The Trustee for Lane Cove CCC Unit Trust	15,787
The Trustee for JMM Discretionary Trust	37,243		

Organisation	Amount (\$)	Organisation	Amount (\$)
The Trustee for Laros Family Trust	138,594	The Trustee for Mi Kids Northern Beaches Trust	125,885
The Trustee for Learning Blocks C C C	164,137	The Trustee for Midson Road Trust	98,341
The Trustee for Little Beginnings Learning Centres Unit Trust	970,944	The Trustee for Mikhail Family Trust	131,787
The Trustee for Little Chappies Tamworth Trust	244,957	The Trustee for MMKB Family Trust	243,730
The Trustee for Little Feet Early Learning and Childcare Trust	65,980	The Trustee for Modcare Trust	154,105
The Trustee for Little Land Australia Trust	169,001	The Trustee for Montessori Junior Trust	46,107
The Trustee for Little Miracle (Point Clare) Trust	257,523	The Trustee for Moratidis Family Trust	76,886
The Trustee for Little Miracles (Caringbah) Trust	570,567	The Trustee for Morety Unit Trust	277,815
The Trustee for Little Miracles (Medowie) Unit Trust	17,748	The Trustee for Mother Duck Trust	2,487
The Trustee for Little School Trust	157,063	The Trustee for Mother of Light Unit Trust	85,941
The Trustee for Little Souls Early Learning Centre Trust	129,675	The Trustee for Nagi & Shrin Family Trust	68,391
The Trustee for Little Troopers Childcare Ashbury	34,541	The Trustee for Nagpal Family (two) Trust	374,681
The Trustee for Liv 2 Learn Unit Trust	54,287	The Trustee for Naremburn Early Learning Centre Unit Trust	93,197
The Trustee for Love Child Education Unit Trust	229,911	The Trustee for Nawar Family Trust	66,544
The Trustee for Love U Education Trust	66,096	The Trustee for NB Trust	42,140
The Trustee for LZ Ryde Trust	158,207	The Trustee for Nelson Family Trust	84,460
The Trustee for M & H Obeid Family Trust	102,215	The Trustee for Niacm Family Trust	54,983
The Trustee for M & J Draybi Family Trust	150,085	The Trustee for North Epping Early Learning Unit Trust	104,337
The Trustee for M & N Bexley Trust	15,977	The Trustee for North Ryde Child Care Trust	153,379
The Trustee for M & S Gergis Family Trust	53,781	The Trustee for Northmead Kindergarten Trust	85,221
The Trustee for M&N Blakehurst Trust	80,725	The Trustee for NSW Academy of Early Learning Trust	162,463
The Trustee for M&N Family Trust	68,800	The Trustee for Obeid Family Trust	63,845
The Trustee for Macarthur ELC Unit Trust	170,896	The Trustee for ODVI ELC Hills Trust	23,741
The Trustee for Maudsland CC	65,455	The Trustee for Orchard ELC Unit Trust	298,379
The Trustee for MBM Family Trust	186,606	The Trustee for Outshine Trust NO 2	169,064
The Trustee for Mexon Family Trust	94,426	The Trustee for Owl & Pussycat Preschool Warringah Trust	39,627
		The Trustee for Oz Education Boambee East Trust	156,434

Organisation	Amount (\$)
The Trustee for Oz Education Fairfield Trust	125,569
The Trustee for Oz Education Homebush Trust	97,233
The Trustee for Oz Education Lake Cathie Trust	146,020
The Trustee for Oz Education Lidcombe Trust	191,878
The Trustee for Oz Education Tuggerah Trust	150,814
The Trustee for Paisley Park ELC (No.5) Unit Trust	269,600
The Trustee for Pankhurst Family Trust	132,761
The trustee for Pascoe Family Trust	77,300
The Trustee for Passfield Family Trust	32,422
The Trustee for Paul Partners	14,887
The Trustee for Paull Family Trust	46,021
The Trustee for Pearls of Wisdom Early Learning Centre ATF Fahrin & Hasan Family Trust	102,881
The Trustee for Penrith Montessori Academy Trust	181,803
The Trustee for Peppercorn CCC Family Trust	209,282
The Trustee for Play Park Early Learning Centre Trust	68,564
The Trustee for Playbright Family Trust	139,154
The Trustee for Pls National (North Strathfield) Trust	157,233
The Trustee for PLS National Trust	25,046
The Trustee for Raymond Terrace Child Care Trust	189,072
The Trustee for Reads Childcare And Preschool Unit Trust	250,338
The Trustee for Robinson Family Trust	59,658
The Trustee for Rockrajah Unit Trust	59,126
The Trustee for Ross-Clark Family Trust	117,204

Organisation	Amount (\$)
The Trustee for RSJZ Trust	110,671
The Trustee for S & N Clayton Family Trust	145,402
The Trustee for Saint Paula Unit Trust	128,111
The Trustee for Samsala Holdings Trust	94,691
The Trustee for Sandcastles Freshwater Trust	80,791
The Trustee for Sandy Beach Child Care Trust	93,683
The Trustee for Sardana and Nagpal Family Trust	149,278
The Trustee for SGCC Unit Trust	599,274
The Trustee for Shah Family Trust	44,475
The Trustee for Sheehan Care Trust	284,591
The Trustee for Shehata Family Trust No2	30,505
The Trustee for Slater Family Trust	44,818
The Trustee for Spotted Frog Unit Trust	207,184
The Trustee for Stanwell Park Preschool Trust	79,675
The Trustee for Stipanovic Family Trust	68,942
The Trustee for Sunshine Kiddies Early Learning Centre Unit Trust	56,041
The Trustee for Taloona Trust	113,600
The Trustee for Tancin Family Trust No.2	79,085
The Trustee for The AJDB Family Trust	21,411
The Trustee for The APR Business Trust	38,743
The Trustee for The APW Business Trust	27,910
The Trustee for The Ballykin At Scotts Kirk Unit Trust	155,572
The Trustee for The Barnes Family Trust	88,551
The Trustee for The Beach Erina Unit Trust	79,614
The Trustee for The Beach Kincumber Unit Trust	94,531
The Trustee for The Beach Tuggerah Unit Trust	124,457

Organisation	Amount (\$)
The Trustee for The Beecroft Buddies Childcare Centre Trust	77,320
The Trustee for The Benjamins Trust	90,657
The Trustee for the Bentley Collier Family Trust	95,288
The Trustee for The Blueys Treehouse Avalon Trust	98,513
The Trustee for The Cambrai Ave Unit Trust	109,586
The Trustee for The Childcare Unit Trust	70,174
The Trustee for The Clear Family Trust	100,000
The Trustee for The Cooper Family Trust	75,737
The Trustee for The De Sylva Family Trust	87,901
The Trustee for the ES Dabbagh Family Trust	54,913
The Trustee for The GEH Family Trust	83,516
The Trustee for The Grace Early Learning Trust	191,937
The Trustee for The Harb Family Trust	591,367
The Trustee for The Inaspace Trust	81,279
The Trustee for The J & D Abraham Discretionary Trust	257,288
The Trustee for The J & J Sarkis Family Trust	337,392
The Trustee for The Karimbla Unit Trust	169,313
The Trustee for The Kassira Family Trust	68,059
The Trustee for The KEMP Khella Trust	78,493
The Trustee for The Leeward Family Trust	179,434
The Trustee for the Little Kids (Penrith) Child Care Unit Trust	80,133
"The Trustee for The Little Ones Early Learning Centre"	64,948
The Trustee for The Little Village Trust	123,190
The Trustee for The Malek Trust	88,781
The Trustee for The Mansour Family Trust	121,025
The Trustee for the Martin Family Trust	14,264

Organisation	Amount (\$)
The Trustee for The Mellino Family Trust	48,615
The Trustee for The Mota-Smith Family Trust	68,462
The Trustee for The Neyabotha Trust	182,117
The Trustee for The Norton Family Trust	134,190
The Trustee for The Parrish Family Trust	52,910
The Trustee for The Peeps Trust	103,459
The Trustee for The Peter Summers Trading Trust	23,476
The Trustee for The Petty Cash Unit Trust	141,061
The Trustee for The Pine Academy Family Trust	143,194
The Trustee for the PJ & NL Gray Family Trust	88,927
The Trustee for The RE Family Trust	61,516
The Trustee for The Real Hope Trust	80,966
The Trustee for the S & I Trust	139,211
The trustee for The S & T Trust	118,619
The Trustee for The Saint Kyrollos Family Trust	37,426
The Trustee for The Scaife Family Trust	274,257
The Trustee for The Shehata Family Trust	104,889
The Trustee for The Wade Family Trust	213,661
The Trustee for The Wondertan Family Trust	2,717
The Trustee for The Zaksaw 14 Trust	102,864
The Trustee for Thorpe Family Trust	58,001
The Trustee for Tillys Play & Education Centre Trust	1,465,055
The Trustee for Tomar Family Trust	75,360
The Trustee for Toybox Trust	37,254
The Trustee for Traub Family Trust	51,731
The Trustee for TSEL Trust	174,559
The Trustee for Twins Together Unit Trust	100,380
The Trustee for Wandeen Trust	185,720

Organisation	Amount (\$)
The Trustee for Waterloo CCC Unit Trust	30,367
The Trustee for WCWD Discretionary Trust	419,639
The Trustee for Whitton Family Trust	126,735
The Trustee for Wiggles and Giggles Family Trust	41,515
The Trustee for Wiggles And Giggles Quakers Hill Family Trust	148,792
The Trustee for Willow Cottage Trust	93,570
The Trustee for Willowbee 1 Unit Trust	20,234
The Trustee for Willowbee 2 Unit Trust	108,741
The Trustee for Willy Wagtails Unit Trust	157,231
The Trustee for Worthington Family Trust	139,958
The Trustee for YCW Childcare Trust	52,134
The Trustee for Zaksaw 2 Unit Trust	191,904
The Trustee for Zaksaw 4 Unit Trust	153,741
The Trustee for Zaksaw 7 Trust	197,461
The Trustee for Zaksaw 9 Trust	57,287
The Trustee for Zaksaw Trust	113,154
The Trustees of the Sisters of the Order of St Basil The Great	42,520
The Village Creative Education Pty Ltd	150,855
Theaslea Pty Ltd	100,942
Think Childcare Services Pty Ltd	531,649
Thirlmere Education and Care Pty Ltd	59,142
Thirlmere Pegasus Early Education Centre Pty Ltd	223,721
Thirroul Pre-School Centre	142,646
THPF Kermani Pty Ltd	92,980
Thredbo Early Childhood Centre Inc	48,926
Three Little Pigs Pty Ltd	59,206
Three Little Tigers Pty Ltd	73,689
Thrive Early Learning Centres Pty Ltd	511,272
Thrive Early Learning Pty Ltd	518,119

Organisation	Amount (\$)
Thriving Darlings Early Learning Academy	45,200
Thurgoona Preschool Inc	1,149,445
Tick-Tock Services Pty Ltd	415,685
Tillys Play & Development Pty Ltd	537,507
Tingera NSW Pty Ltd	40,711
Tiny Feet Pty Ltd	86,563
Tiny Footsteps Pty Ltd	5,682
Tiny Scholars Pty Ltd	71,853
Tiny Tots Kindergarten & Childcare Centre Pty Ltd	29,010
Tiny-Tots Learning Pty Ltd	52,280
To Be 0-6 Pty Ltd	300,633
Tocumwal Preschool Kindergarten Association Inc	544,161
Toddlers Palace Kindergarten Pty Ltd	91,589
Tom Thumb Kindergarten Pty Ltd	97,188
Tomaree Community College Inc	760,000
Tonyspharm Pty Ltd	100,615
Toodle Pip Pty Ltd	92,563
Tooleybuc Preschool Association Inc	521,528
Toongabbie Montessori Academy Pty Ltd	78,858
Tooraweenah Preschool Association Inc	213,119
Toormina Community Preschool Inc	949,690
Toram Pty Ltd	67,227
Toronto Community Child Care Centre Inc	103,536
Toronto Early Learning Centre Pty Ltd	140,007
Total Care Platform Pty Ltd	29,073
Totsafe Pty Ltd	162,834
Tottenham Preschool Kindergarten Association Inc	248,148
Toukley Preschool Kindergarten Inc	977,529
Tower Preschool Inc Building Fund	233,154
Town and Country Children's Centre	80,939

Organisation	Amount (\$)
Towradgi Long Day Care Centre & Kindergarten	111,554
Towri Aboriginal Corporation	116,414
Toyoor Al Jannah Pty Ltd	662,319
Toys & Tots Pre-School Pty Ltd	32,944
Treehouse Queanbeyan Inc	180,000
Treetops @ Kirrawee Pty Ltd	65,911
Tregear Presbyterian Kindergarten	1,211,259
Tren Trading Pty Ltd	117,419
Trikki Kidz Pty Ltd	68,647
Trinity Academy Pty Ltd	85,726
Trinity Childcare Pty Ltd	44,941
Trinity Early Learning Centre Pty Ltd	72,603
Trinity Preschool Orange Inc	1,861,932
Triple Ta Pty Ltd	52,159
Tripoli And Mena Association Ltd	80,310
Trundle Children's Centre Inc	253,243
Trustee for G&G Family Trust 2	88,557
Trustees of The Jesuit Fathers Roman Catholic Communities Lands Act NSW	128,272
Trustees of The Roman Catholic Church Diocese of Lismore	789,318
Trustees of the Roman Catholic Church for the Diocese of Maitland-Newcastle	2,109,173
Tumut Community Preschool Co-op Ltd	1,590,153
Tumut Kindy Early Learning Centre Pty Ltd	108,763
Tunable Falls Early Childhood Centre Inc	228,115
Tuross Little Lambs Preschool	64,997
Turrumurra Montessori Academy Pty Ltd	89,246
Tustin Investment Trust No. 2	169,138
Tweed Heads Community Preschool Inc	357,023
Tweed Heads Kindy Care	10,184
Twinkle Child Care Centre Pty Ltd	37,902

Organisation	Amount (\$)
Twinkle Tots Cottage Pty Ltd	38,470
Twinklestar Childcare Pty Ltd	159,900
Twiti Pty Ltd	248,829
Tyalgum Community Preschool Inc	71,965
Ulladulla Children's Centre Inc	112,507
Under Sixes Pty Ltd	152,171
United Way Australia	50,000
Uniting (NSW.ACT)	20,498,327
Unity Juniors Pty Ltd	176,768
UOW Pulse Ltd	543,561
Upper Hunter Community Services Inc	190,045
Upper Hunter Shire Council	93,388
Upper Macleay Preschool Inc	359,262
Uralla Preschool Kindergarten	663,173
Uranquinty Preschool Association Inc	276,224
Urunga Community Preschool Inc	686,798
UTS Child Care Inc	174,617
UWS Early Learning Ltd	552,054
V2 Education Pty Ltd	84,304
Valascorp Pty Ltd	117,995
Valdaena Pty Ltd	140,157
Valla Community Preschool Inc	1,230,679
Valley Preschool Inc	267,116
Vam Business Trust	245,820
Vantage Education Pty Ltd	217,707
Vaucluse Little School	34,307
Victoria Park Montessori Academy Pty Ltd	103,845
Voyage Education Pty Ltd	26,506
W. C & S Childcare Pty Ltd	53,654
Wagga Wagga Christian College	190,658
Wakool Preschool Inc	202,793
Walcha Council	928,517

Organisation	Amount (\$)
Walgett Preschool Kindergarten Inc	82,448
Wallsend Community Preschool	1,024,054
Wallum Community Preschool & Family Centre Inc	1,002,622
Wampam Pty Ltd	88,307
Wangi Peter Pan Kindergarten Inc	1,561,385
Wao Pty Ltd	93,978
Waratah Early Learning Centre Pty Ltd	254,745
Warda Enterprises Pty Ltd	54,432
Warialda Preschool Inc	425,553
Warilla Baptist Church Preschool	1,049,610
Warners Bay Early Learning And Care Centre Inc	125,439
Warragamba Preschool Inc	1,224,715
Warragamba Silverdale Neighbourhood Centre Inc	27,438
Warren Preschool Kindergarten Inc	1,031,803
Warrumbungle Shire Council	1,050,659
Waterwood Group Pty Ltd	22,363
Wattle Children Services Pty Ltd	84,997
Wauchope Preschool Kindergarten Inc	1,057,096
Wavebond Pty Ltd	120,202
Waverley Council	383,465
Wee Care Education Pty Ltd	148,925
Wee Waa & District Preschool Association Inc	687,422
Wee Watch Pty Ltd	23,956
Wee Wonders Childcare Centre	39,931
Weldon Children's Services	124,202
Well Balanced People Pty Ltd	45,544
Wellington Community Children's Centre	729,997
Wentworth District Preschool Playcentre Inc	455,387

Organisation	Amount (\$)
Wentworth Falls Preschool Kindergarten Inc	519,877
Werris Creek and District Preschool Association Inc	313,603
Wesley Community Services Ltd	23,710
West Albury Preschool Centre Inc	1,429,438
West Bathurst Preschool Inc	2,071,124
West Epping Preschool Association Inc	944,262
West Hoxton Childcare Pty Ltd	54,784
West Pennant Hills Child Care Centre Pty Ltd	239,046
West Ryde Neighbourhood Children's Centre	7,500
Western Future Group Pty Ltd	161,967
Westlawn Preschool Inc	629,143
Westmead Christian Grammar School	119,962
Weston Community Preschool Inc	832,138
Wetherill Park Pre School Pty Ltd	200,505
Whiz Kidz Early Learning Centre Pty Ltd	244,396
Whizzkidzz Pty Ltd	19,151
Wholechild Early Learning Pty Ltd	160,400
Wilberforce Early Learning Centre Ltd	90,150
Wilberforce Preschool Kindergarten	444,012
Willandra Road Pty Ltd	49,096
Williamtown Preschool Inc	840,559
Willoughby City Council	76,229
Willoughby Community Pre School Inc	187,584
Willow Tree Preschool Inc	239,093
Wilson Family Trust	371,998
Wilson's Creek Community Preschool	220,777
Winanga-Li ACFC	499,180
Windsor Preschool Association Inc	816,775
Windtone Pty Ltd	87,115

Organisation	Amount (\$)
Wingham Preschool Ltd	2,166,987
Winifred West Schools Ltd	397,590
Winmalee Community Preschool Inc	576,239
Winston Mall Children's Centre Inc	48,352
Wiradjuri Aboriginal Corporation Community and Child Care Centre	49,353
Wispy Pty Ltd	51,341
Wollondilly Shire Council	1,474,161
Wollongbar Community Preschool Inc	571,065
Wollongong Cottage Kindergarten	54,179
Wollongong West Early Learning Centre Pty Ltd	40,028
Wombat Occasional Care Centre Inc	102,696
Wonnarua Elders Council Inc	17,911
Woodbine Neighbourhood Centre Inc	97,764
Woodenbong Preschool Kindergarten Inc	224,954
Woodlands Childcare Centre	15,747
Woodlist Pty Ltd	144,553
Woodport Early Learning Centre Pty Ltd	126,881
Woodrising Natural Learning Centre Inc	164,981
Woodville Alliance Ltd	104,194
Woolgoolga Child Care Centre Inc	149,504
Woomera Aboriginal Corporation Albury	526,476
Woy Woy Peninsula Community Childcare Co-Operative Society Ltd	406,222
WRSC Group Pty Ltd	152,854
Wunanbiri Preschool	647,393
Wyong Preschool Kindergarten	1,662,538
Y & M Hanna Pty Ltd	59,372
Y & R Group (Aust) Pty Ltd	119,401
Yalbillunga Boori Day Care Centre Aboriginal Corporation	278,557
Yamba Elc Pty Ltd	361,937

Organisation	Amount (\$)
Yamba Preschool Kindergarten Association Inc	812,720
Yarrnteen College Inc	72,765
Yarran Early Intervention Services	283,712
Yarrunga Early Learning Centre Inc	150,179
Yass Early Childhood Centre Association Inc	825,589
Yass Montessori Preschool	709,761
Yawarra Community & Child Care Ltd	95,328
Yenda Preschool Kindergarten Inc	1,241,745
Yenu Allowah Aboriginal Corporation	73,463
Yeoval Preschool Inc	238,248
Yide Investment And Management	107,905
YMCA Aquatic Education Ltd	162,552
YNM Investments Pty Ltd	45,849
Young Child Care Centre Inc	93,261
Young Explorers Early Learning	13,295
Young Phoenix Academy Pty Ltd	26,596
Young Preschool Kindergarten	1,039,415
Young Scholars @ Norwest Pty Ltd	9,847
Youngies Care Centre Pty Ltd	105,567
Yoyo Co Pty Ltd	461,092
Yuyucuoglu Holdings Pty Ltd	188,580
YWCA Canberra	80,427
Z L Little Kids School	92,166
Z Square Pty Ltd	86,341
Zaksaw 5 Pty Ltd	94,676
Zinnath Corporation Pty Ltd	82,109
Zuhanah Pty Ltd	95,300
Total paid in 2023-24	909,057,219

Educational Pathways Program

Innovative program designed to improve education and career outcomes for young people by introducing NSW public high schools students to a range of vocational training and employment pathways.

Table 48: Educational Pathways Program, 2023-24

Organisation	Amount (\$)
Careers Network Inc	658,331
Central Coast Group Training Ltd	76,712
Connect Northern Rivers Inc	450,065
Eca Training Pty Ltd	117,073
HGT Australia Ltd	572,169
Hospitality Training Network Ltd	81,933
Hunternet Group Training Ltd	65,075
HVTC Pty Ltd	67,850
NTHA Trainees & Apprentices Pty Ltd	47,169
Queanbeyan Enterprise Centre Ltd	561,013
The Trustee for Recruitment Solutions Group Australia Trust	164,044
Transformational Group Training Pty Ltd	23,800
Yalagan Group Training Pty Ltd	177,400
YOURTOWN	984,391
Total paid in 2023-24	4,047,023

Educational Support Grants

Providing payments to non-profit organisations demonstrating an outstanding contribution to the Education sector across the state.

Table 49: Educational Support Grants, 2023-24

Organisation	Amount (\$)
Be Unstoppable Foundation Ltd	75,809
Learning Links	53,680
The Australian Literacy and Numeracy Foundation Ltd	65,000
The Institute for Family Advocacy & Leadership Development Association Inc	98,512
Total paid in 2023-24	293,001

Football in Schools

Funding to increase participation of west and south-west Sydney students in multicultural communities and sporting activities. The program aims to enhance educational outcomes, promote wellbeing and active lifestyles.

Table 50: Football in Schools, 2023-24

Organisation	Amount (\$)
Macarthur FC Ltd	2,000,000
WSW Community & Youth Development Club Ltd	1,625,000
Total paid in 2023-24	3,625,000

Get in the Game

Supporting young people at risk of school disengagement or who are early school leavers into education, training and/or employment.

Table 51: Get in the Game, 2023-24

Organisation	Amount (\$)
Careers Network Inc	481,765
Connect Northern Rivers Inc	1,196,871
HGT Australia Ltd	142,099
Mid Coast Connect Inc	528,315
Queanbeyan Enterprise Centre Ltd	497,775
Skillset Ltd	546,705
YOURTOWN	662,510
Total paid in 2023-24	4,056,040

Group Training Organisations

Providing funding to Group Training Organisations to recruit students, assist in the commencement and completion of pre-apprenticeship or pre-traineeship training, and assist with the transition into a full-time apprenticeship or traineeship.

Table 52: Group Training Organisations, 2023-24

Organisation	Amount (\$)
AFL Sports Ready Ltd	8,600
ARC Group Training Ltd	119,600
Australian Training Company Ltd	41,200
Central Coast Group Training Ltd	18,000
ECA Training Pty Ltd	145,400
HGT Australia Ltd	19,000
Hospitality Training Network Ltd	6,400
HVTC Pty Ltd	10,400
Macarthur Group Training Ltd	60,200
Master Builders Association Of New South Wales Pty Ltd	119,600
Maxwell Apprentices Pty Ltd	46,400
MEGT (Australia) Ltd	3,000
Migas Ltd	21,600
My Freight Career Pty Ltd	48,400
Riverina Group Training And Employment Ltd	19,800
Sydney Training And Employment Ltd	13,800
The Master Plumbers & Mechanical Contractors Association Of NSW	7,600
The Trustee for Australian Industry Group Training Services Trust	8,800
The Trustee For Recruitment Solutions Group Australia Trust	34,000
Transformational Group Training Pty Ltd	10,800
Yalagan Group Training Pty Ltd	4,000
Total paid in 2023-24	766,600

Industry Participation and Support Program

Supporting industry bodies to promote vocational education and training and provide inputs to design more effective trainings.

Table 53: Industry Participation and Support Program, 2023-24

Organisation	Amount (\$)
ACFIPS Arts Communications Finance Industries and Property Services Ltd	249,307
Australian Industry Standards Global Ltd	179,842
Automotive Training Board (NSW)	175,621
Community Colleges Australia Ltd	155,000
Forestworks Ltd	138,590
Group Training Australia Ltd	168,359
Independent Tertiary Education Council Australia	147,000
Manufacturing Industry Skills Council	253,003
NSW Community Services & Health Industry Training Advisory Body Inc	151,474
NSW Utilities and Electrotechnology Industry Training Advisory Body Ltd	153,495
Skill Insight Ltd	164,485
Skills Impact Ltd	35,055
SkillsIQ Ltd	199,539
The Group Training Association of NSW & ACT	140,000
Total paid in 2023-24	2,310,770

Miscellaneous Education Grants

Supporting non-government organisations working with the department to improve educational outcomes in NSW.

Table 54: Miscellaneous Education Grants, 2023-24

Organisation	Amount (\$)
Australian Children's Television Foundation	159,291
Aurora Education Foundation Limited	77,751
Council of Catholic School Parents	88,414
Isolated Children's Parents Association of NSW Inc	60,025
Federation of Parents and Citizens Associations of NSW	772,301
NSW Aboriginal Education Consultative Group Inc	107,340
NSW Parents Council Inc	88,414
Professional Teachers Council NSW	367,554
Schools Administrative and Support Staff Professional Association (NSW) Inc	33,910
Stewart House	272,369
Total paid in 2023-24	2,027,369

Olympics Unleashed

Funding for Olympians and aspiring athletes into NSW schools to inspire, motivate and encourage students to be their personal best and unleash their potential.

Table 55: Olympics Unleashed, 2023-24

Organisation	Amount (\$)
Australian Olympics Committee Inc	500,000
Total paid in 2023-24	500,000

Out of School Hours Care Grants

Supporting providers to develop and innovate out of school hours services, to improve access to these services particularly in remote and regional areas, and to support the viability and development of vacation care services.

Table 56: Out of School Hours Care Grants, 2023-24

Organisation	Amount (\$)
3bridges Community Ltd	306,211
After School Excellence Pty Ltd	48,551
Attunga Cottage Before and After School Care	12,224
Balmain East Out of School Care Inc	46,400
Belong Blue Mountains Inc	135,202
Bilgola Plateau Public School P&C Association	40,050
Bondi Public School Before & After School Care	35,134
Boorowa Early Education Centre Inc	50,000
Bronte Before and After School Care Inc	123,767
Byron Shire Council	64,330
Campbelltown City Council	141,550
Catholic Diocese of Parramatta Services Ltd	114,634
Centipede At Glebe School Inc	110,077
Cheeky Monkeys Play House Pty Ltd	129,968
Chinese Australian Services Society Ltd	14,440
CJ Prep Pty Ltd	28,017
Community First Step	22,282
Coogee Care Centre Inc	38,000
Cumberland City Council	133,266
De Courcy Dutton Blackwood Pty Ltd	150,577
Early Childhood & Co Pty Ltd	108,021

Organisation	Amount (\$)
Eastwood Heights Out Of School Hours Centre Inc	139,537
Eden Academy ELC Pty Ltd	66,468
Edensor Park Before & After School Care and Vacation Care	84,237
Educating Enterprises Pty Ltd	31,112
Fair Play OOSH Pty Ltd	363,529
Fit Futures Pty Ltd	175,881
Forbes Child Care Centre Inc	14,007
Gowrie NSW	19,776
Grays Point Activity Centre Inc	7,750
Greater West Childcare Ltd	228,876
Grenfell Preschool and Long Day Care Centre Inc	142,934
Growing Potential Ltd	14,474
Harbord Public School P&C Association	78,122
Hawkesbury Community Outreach Services Inc	128,501
Hawkesbury River Child Care Inc	12,500
Head Start OOSH	355,058
Hzy Education Group Pty Ltd	137,025
Intereach Ltd	14,665
Jannali Public School P & C Association	98,857
Kempsey Family Day Care Inc	41,849
Kensington Public School Oosh Care Inc	16,602
Kids Early Learning Blacktown City	24,963
Killara Kids Inc	6,600
Kindy Castle Child Care Centre Pty Ltd	47,338
Kingsway Star Pty Ltd	11,210
Ladybug OOSH	155,720
Li'l Achievers Pty Ltd	123,188
Lindfield East Before and After School Care Inc	16,500

Organisation	Amount (\$)
Mayfield West Out Of School Hours Service Inc	16,809
Metella Road Out of School Hours Child Care Inc	39,041
Mosman Church Of England Preparatory School Ltd	12,547
Narrabeen North Public School P&C Association	14,960
New School Of Arts Neighbourhood House Inc	220,990
North Sydney Community Centre Inc	19,580
OSHClub Pty Ltd	14,938
Our Space OOSH Pty Ltd	30,435
Paddington Out Of School Care Inc	20,400
Penrith City Council	954,299
Primary Childcare Pty Ltd	34,250
Riverwood Community Centre Inc	62,051
Rose Bay Out Of School Care Centre Inc	31,558
Shiny Star Play Centre OSHC	130,000
Singleton Council	55,215
Surry Hills Neighbourhood Centre Inc	13,567
Swansea Community Cottage Inc	87,100
Sydney Catholic Early Childhood Services Ltd	62,350
Team Holiday Pty Ltd	1,497,897
The After School Klub Pty Ltd	124,774
The Kids' Castle Inc	39,537
The Rainbow Children's Centre Inc	29,773
The Trustee for OOSHcare Trust	22,740
The Trustees Of The Roman Catholic Church For The Diocese Of Parramatta	31,074
Theircare Pty Ltd	1,201,240
Thrive OSHC Pty Ltd	194,063
Tuggerawong Public School P&C Association	110,000

Organisation	Amount (\$)
Turrumurra North Public School Parents & Citizens Association	41,590
Uniting (NSW.ACT)	123,974
Waratah OOSH Centre	145,399
Waverley Community Out Of School Care Centre Inc	61,652
Weldon Children's Services	376,686
Wideview Public School P&C Association	13,680
Wild Care	30,000
Yamba ELC Pty Ltd	77,000
Zuhanah Pty Ltd	98,791
Total paid in 2023-24	10,449,940

Productivity Bootcamp

Providing training to increase job skills and employability for young people.

Table 57: Productivity Bootcamp, 2023-24

Organisation	Amount (\$)
Educational Living Pty Ltd	2,170
Productivity Bootcamp Pty Ltd	1,488,117
Total paid in 2023-24	1,490,287

Refugee Employment Support Program

Addressing refugees' and asylum seekers' challenges in finding long-term skilled employment opportunities.

Table 58: Refugee Employment Support Program, 2023-24

Organisation	Amount (\$)
Settlement Services International Ltd	3,558,865
Total paid in 2023-24	3,558,865

Regional Conservatorium Grants Program

Offering a wide range of music education, training, performance and engagement opportunities for schools, students and community members in regional, rural and remote areas, by catering for learners, performers and audiences of all ages, interests and abilities.

Table 59: Regional Conservatorium Grants Program, 2023-24

Organisation	Amount (\$)
Central Coast Conservatorium of Music Inc	532,862
Clarence Valley Conservatorium Inc	428,612
Coffs Harbour Regional Conservatorium	428,612
Gunnedah Conservatorium	428,612
Hume Conservatorium of Music Ltd	496,932
Macquarie Conservatorium of Music Inc	461,656
Mitchell Conservatorium Inc	496,932
Murray Conservatorium Inc	532,862
New England Conservatorium of Music Ltd	532,862
The Northern Rivers Conservatorium Arts Centre Inc	461,656
Orange Regional Conservatorium Inc	496,932
Riverina Conservatorium of Music Ltd	532,862
South West Music Ltd	428,612
Tamworth Regional Conservatorium of Music Ltd	461,656
Upper Hunter Conservatorium of Music Inc	461,656
Wollongong Conservatorium of Music Ltd	532,862
Young Regional Conservatorium Inc	428,612
Total paid in 2023-24	8,144,790

Regional Industry Education Partnership

Strengthening connections between local industry and secondary school communities and helping students plan their future career pathways.

Table 60: Regional Industry Education Partnership, 2023-24

Organisation	Amount (\$)
Able Media Productions	16,850
Amity College Australia Ltd	2,000
Anate Corporate Group Pty Ltd	40,898
Ashtrail Pty Ltd	20,000
Australian Agricultural Centre Ltd	4,000
B&S Treanor Pty Ltd	6,000
Belmore Engineering Holdings Pty Ltd	9,736
Black Market Training Pty Ltd	10,000
Blayney Electrical Services Pty Ltd	3,615
Boss Engineering Pty Ltd	8,500
BRBM Pty Ltd	3,500
Brow Lover'	8,000
Bus Hire Comparison Pty Ltd	50,000
Careers Advisers Association of NSW & ACT Inc	114,000
Catholic Parish Of St Agnes Port Macquarie - Newman Senior Technical College	2,000
Catholic Schools Broken Bay	2,000
Clarence Valley Anglican School	1,392
Cloudten Pty Ltd	44,600
CNE Ltd	20,000
Coffs Coast Education & Training Organisation Inc	21,950
Construction Trade Qualifications Pty Ltd	18,000

Organisation	Amount (\$)	Organisation	Amount (\$)
Crime Story	8,900	Mydesign Education Pty Ltd	2,250
CUC Macleay Valley Ltd	13,155	National Aboriginal Sporting Chance Academy	909
Deadly Coders	24,000	National Indigenous Culinary Institute Ltd	10,000
DTC Training Pty Ltd	14,500	National Vocational Training College Pty Ltd	8,500
Employment And Training Australia Ltd	2,000	Neuranext Education	6,382
Evolution-Systems For Training & Development Pty Ltd	11,500	Nexgen Codecamp Pty Ltd	10,000
Future Anything Pty Ltd	9,500	Ngaruki Gulgul Ltd	2,000
Get Handy Workshops & Training Pty Ltd	13,100	Novotel Sydney Brighton Beach	6,400
Get Set Group Training Services	5,455	OCTEC Ltd	3,250
Girls On Fire Inc	18,000	On-Q Human Resources Ltd	26,000
Grade-A Services Pty Ltd	1,680	Outdoors NSW & ACT Ltd	11,303
HGT Australia Ltd	15,000	Oxley College Ltd	2,000
Hill To Air Pty Ltd	12,419	P & J Wade Pty Ltd	40,000
Humans Of Agriculture Pty Ltd	10,000	Pacific Coast Christian School Ltd	2,000
Hunter Innovation and Science Hub Inc	50,000	Phoenix Park Farm	9,090
Hunter Plant Operator Training School Ltd	12,000	Productivity Boot Camp Pty Ltd	4,400
Hunter Trade College Ltd	2,000	Project School Pty Ltd	15,000
Illawarra Association For Christian Parent-Controlled Education	2,000	Q-Ctrl Pty Ltd	5,500
James Sheahan Catholic High School - Orange	1,291	R.J Cunningham & S.N Cunningham	1,164
Joblink Plus Ltd	8,000	Regional Development Australia - Far West	9,000
Lawrence Davis Training Group Pty Ltd	47,000	Royal Life Saving Society Of Australia (New South Wales Branch)	16,475
Market My Skills	16,000	Scots All Saints College	2,000
MCB Business Partners Pty Ltd	40,000	Seventh-Day Adventist Schools (North New South Wales) Ltd	2,000
Media For Millennials	52,600	Sharna Dawson Pty Ltd	40,411
Metro Assist Ltd	4,000	Shoretrack Ltd	24,000
Mid Coast Dairy Advancement Group Inc	18,000	Short Courses Australia	7,400
Mid North Coast Community College Ltd	28,260	Skivl Pty Ltd	18,000
Moala Eighty Eight Pty Ltd	10,000	Slad Pty Ltd	5,000
Moree & District Services Club Ltd	10,505	Slator Pty Ltd	4,000

Organisation	Amount (\$)
St Edwards College	1,634
St Nicholas Early Education	31,950
St Raphael's Central - Cowra	2,000
Tamworth Community College Inc	12,372
Tamworth Local Aboriginal Land Council	137,878
The Illawarra ITeC Ltd	120,870
The Shoalhaven Food Network Inc	20,120
The Trustee For Millard Family Trust	32,345
The Trustee For The Fletcher Family Trust	27,983
Trustees For The Wollongong Diocese Catholic School System	1,321
VERTO Ltd	5,600
WesTrac Pty Ltd	10,000
Wheely Gourmet	10,080
Yep Careers Pty Ltd	6,666
Young Change Agents Ltd	7,600
Youth Leadership Academy Australia	4,000
Zeal Futures Learning	26,790
Total paid in 2023-24	1,621,547

Regional Study Hubs

Funding the development of new regional study hubs, and to meet the operational expenditure to facilitate the ongoing operation of regional study.

Table 61: Regional Study Hubs, 2023-24

Organisation	Amount (\$)
Country Universities Centre	3,330,300
Total paid in 2023-24	3,330,300

Regional Workforce Development

Addressing the skills and labour shortages in regional NSW through the delivery of bespoke workforce development plans, including non-nationally recognised bespoke training solutions and talent attraction service.

Table 62: Regional Workforce Development, 2023-24

Organisation	Amount (\$)
Forsythes Training Pty Ltd	13,983
LDO Group Training Pty Ltd	6,432
Scout Talent Pty Ltd	87,563
Spinifex Recruiting Pty Ltd	13,650
The Change Network Pty Ltd	5,970
The Trustee for All High Risk Training Trust	1,680
Total paid in 2023-24	129,278

School Leadership Management Grants

Supporting the peak advisory bodies for principals of secondary and primary schools across the state.

Table 63: School Leadership Management Grants, 2023-24

Organisation	Amount (\$)
NSW Primary Principals' Association	232,509
NSW Secondary Principals' Council	232,509
Total paid in 2023-24	465,018

Smart and Skilled Thin Market Program

Supporting the delivery of training to NSW residents who would otherwise not be able to access subsidised training due to their location or the small size of the cohort.

Table 64: Smart and Skilled Thin Market Program, 2023-24

Organisation	Amount (\$)
Community College-Northern Inland Inc	69,918
North Coast Community College Inc	15,853
Robinson Education Centre Ltd	1,670
Tamworth Community College Inc	14,003
Total paid in 2023-24	101,444

Social Impact Investment

Funding to manage several employment and training based social impact investments and to support initiatives such as Momentum, Sticking Together Project and Youth Employment Social Impact Program (YESIP).

Table 65: Social impact investment, 2023-24

Organisation	Amount (\$)
Backtrack Works Ltd	91,779
Banksia Impact Pty Ltd	445,852
Children's Protection Society Inc	103,932
Global Sisters Ltd	177,013
Real Futures Pty Ltd	2,039,490
Success Works Partners Inc	249,111
The Bread & Butter Project	235,835
Whitelion Youth Agency Ltd	112,605
YOURTOWN	106,121
Total paid in 2023-24	3,561,737

Special Education Grant-In-Aid

Funding specific projects that provide support for parents regarding the education of their children with disability or learning difficulties.

Table 66: Special Education Grant-In-Aid, 2023-24

Organisation	Amount (\$)
Learning Difficulties Coalition of NSW Inc	31,215
Total paid in 2023-24	31,215

Student Wellbeing Innovation Fund

Providing funding to increase innovative programs and initiatives to research, create, develop and test new approaches to support student wellbeing in NSW public schools.

Table 67: Student Wellbeing Innovation Fund, 2023-24

Organisation	Amount (\$)
Australian Centre For Rural Entrepreneurship Ltd	158,413
Big Brothers -Big Sisters Australia Ltd	39,997
Community First Step	156,818
Flyhighbillie Ltd	33,362
Gotcha 4 Life Foundation Ltd	160,000
Healthy Cities Illawarra	39,600
Hey Lemonade Pty Ltd	200,000
MacKillop Family Services Ltd	79,928
Matterworks Pty Ltd	180,000
Mission Australia	240,000
The Trustee For Top Blokes Foundation	77,314
Total paid in 2023-24	1,365,431

Talent Development Project

Providing an opportunity to gain advice and assistance from professional entertainers for gifted and high performance students in Years 10-12 in NSW public schools who aspire to a career in the music and entertainment industry.

Table 68: Talent Development Project, 2023-24

Organisation	Amount (\$)
Talent Development Project Inc	324,720
Total paid in 2023-24	324,720

Trade Pathways Program

Assisting unqualified trade workers with trade skills and work experience to gain a trade qualification.

Table 69: Trade Pathways Program, 2023-24

Organisation	Amount (\$)
5 Star Training & Consulting Pty Limited	170,555
Australian Cabinet and Furniture Association Ltd	473,990
Australian Construction Training Services Pty Ltd	144,875
Australian Hairdressing Council Ltd	184,000
Australian Meat Processor Corporation Ltd	128,490
Baking Association of Australia Ltd	291,680
Bricklaying Education Australia Pty Ltd	17,010
Canberra Region Joint Organisation	400,000
Career Options Training Australia Pty Ltd	233,052
Central Coast Group Training Ltd	144,125
Civil Contractors Federation New South Wales Ltd	47,554
Community College-Northern Inland Inc	3,792
Construction Trade Qualifications Pty Ltd	217,889
Contour Systems Pty Ltd	55,041

Organisation	Amount (\$)
CPB Contractors Pty Ltd	180,470
CTPM Australasia Pty Ltd	201,245
Cumberland Council	119,850
D P Training Pty Ltd	227,791
Dairy NSW Ltd	400,000
Dickens Assessment and Training Services Pty Ltd	199,355
Dynamic Learning Services Pty Ltd	10,096
ECA Training Pty Ltd	17,000
Educational Living Pty Ltd	15,283
Electrical Trades Union of Aust NSW	400,000
Engineering Training Australia Pty Ltd	142,047
Evolution-Systems for Training & Development Pty Ltd	7,508
FCIA Training Academy Ltd	14,209
Garmuda (Australia) Branch	91,400
Get Handy Workshops & Training Pty Ltd	34,178
HGT Australia Ltd	8,091
Hospitality Training Network Ltd	397,322
Housing Industry Association Ltd	105,000
Innovative Learning Solutions Pty Ltd	1,163,192
Institute of Automotive Mechanical Engineers	381,540
Joblink Plus Ltd	3,212
Kevesther Pty Ltd	190,888
Lawrence Davis Training Group Pty Ltd	486,615
Lendlease Construction Pty Ltd	63,950
Macarthur Group Training Ltd	2,000
Manufacturing Industry Skills Council	273,600
MAS National Ltd	147,250
Master Builders Association of New South Wales Pty Ltd	18,800
Maxwell Apprentices Pty Ltd	4,000

Organisation	Amount (\$)
MEGT (Australia) Ltd	5,942
Migas Ltd	71,850
Mobile Plant Operator Training Services Pty Ltd	155,645
Multiplex Constructions Pty Ltd	64,098
National Meat Industry Training Advisory Council Ltd	174,400
Night Time Industries Association Inc	400,000
Nursery & Garden Industry NSW & ACT Ltd	388,000
Regionalcollab Pty Ltd	293,799
Riverina Group Training and Employment Ltd	3,000
Settlement Services International Ltd	85,664
Sistership Training Pty Ltd	77,900
Skillset Ltd	127,211
Skyline Pty Ltd	12,248
Slad Pty Ltd	21,509
Strategic Corporate Training Pty Ltd	1,074,942
Supporting and Linking Tradeswomen Inc	138,919
Sydney Training and Employment Ltd	1,000
The Association of Wall & Ceiling Industries of NSW	251,058
The Management Edge Pty Ltd	432,580
The Master Builders Association of New South Wales	100,000
The Quality Training and Hospitality College Pty Ltd	112,778
The Trustee for Recruitment Solutions Group Australia Trust	354,772
The Trustee for The LDTG Trust	27,200
Tomaree Community College Inc	57,088
Tradeswomen Australia Foundation Ltd	290,409

Organisation	Amount (\$)
Trans-Plant Training Pty Ltd	9,880
Western Sydney Women Pty Ltd	59,500
Zeal Futures Learning	57,900
Total paid in 2023-24	12,667,235

Vocational Education and Training in Schools

Funding to support accessibility to vocational education and training to independent school students.

Table 70: Vocational Education and Training in Schools, 2023-24

Organisation	Amount (\$)
Catholic Schools NSW Ltd	6,208,109
The Association of Independent Schools Of NSW Ltd	3,796,449
Total paid in 2023-24	10,004,558

Women in Construction

Funding for a minimum of 15 Project Officers embedded in industry to trial new employment targets for women in trade and non-traditional construction roles.

Table 71: Women in Construction, 2023-24

Organisation	Amount (\$)
Abergeldie Contractors Pty Ltd	145,000
Acciona Construction Australia Pty Ltd	306,375
Acciona Construction Australia Pty Ltd & Ferrovial Construction (Australia) Pty Ltd	47,173
ADCO Constructions Pty Ltd	211,500
Australian Sustainable Built Environment Council	53,100
Consult Australia	172,450
CPB Contractors Pty Ltd	171,000
CPB Contractors Pty Ltd & Ghella Pty Ltd & UGL Engineering Pty Ltd	67,500
FDC Group Holdings Pty Ltd	99,000
Ferrovial Construction (Australia) Pty Ltd & Gamuda Berhad	160,000
Gamuda Engineering Pty Ltd	22,500
Infrastructure Sustainability Council	253,935
Institute Of Public Works Engineering Australasia (NSW Division) Ltd	80,000
John Holland Pty Ltd	696,800
Kone Elevators Pty Ltd	63,603
Laing O'Rourke Australia Construction Pty Ltd	120,290
Lendlease Construction Pty Ltd	590,000
Mconnell Dowell Constructors (Aust) Pty Ltd	164,251

Organisation	Amount (\$)
Multiplex Constructions Pty Ltd	160,000
National Electrical And Communications Association New South Wales Branch	109,000
Next Generation Construction (Nexgen) Ltd	126,907
North Construction & Building Pty Ltd	167,637
Northern Rivers Reconstruction Corporation	75,000
Richard Crookes Constructions Pty Ltd	160,000
Roberts Co (Nsw) Pty Ltd	240,000
The Master Builders Association Of New South Wales	251,884
The Trustee for Daracon Unit Trust	78,000
Watpac Construction Pty Ltd	267,000
Total paid in 2023-24	5,059,905

Youth Employment Strategy Program

Funding to ensure employers and industry remain engaged and provide job opportunities for young people in the Illawarra, Shoalhaven and Eurobodalla regions.

Table 72: Youth Employment Strategy Program, 2023-24

Organisation	Amount (\$)
Eurobodalla Shire Council	165,000
NSW Business Chamber Ltd	188,400
Total paid in 2023-24	353,400

Early Childhood Education and Care Grants (Childcare and Economic Opportunity Fund Grants)

Providing support for the 3 Year Old Fee Relief Program for long day care via grants funded from the Childcare and Economic Opportunity Fund.¹

Table 73: Early Childhood Education and Care Grants (Childcare and Economic Opportunity Fund Grants), 2023-24

Organisation	Amount (\$)
Little Star Early Learning Centre	9,000
Malek Group Investments Pty Ltd	117,750
The Trustee for Daniel Hanna Family Trust	15,750
The Trustee for Little Chappies Tamworth Trust	15,375
The Village Creative Education Pty Ltd	10,125
3 Bears Childcare Centre Pty Ltd	9,750
3 Bears Cottage Pty Ltd	6,375
3LW Pty Ltd	8,250
730 Pty Ltd	5,625
A & H Dalpadado Pty Ltd	3,750
A & I Pty Ltd	375
A & J Bannerman Pty Ltd	4,125
A & L Enterprises Australia Pty Ltd	10,500
A & M Attalla Pty Ltd	3,375
A And D Child Care Pty Ltd	11,625
A Dragons Tale Childcare Pty Ltd	4,875
A2Z Learning Centre Pty Ltd	4,875
AAA1 Pty Ltd	13,500
Aasha Pty Ltd	3,750
Abacus Cottage Pty Ltd	5,625
Abbotsford Long Day Care Centre Inc	8,625

Organisation	Amount (\$)
Abbotsleigh School	8,250
ABC 123 Child Care & Early Learning Centres Pty Ltd	8,250
Abdallah Group Pty Ltd	7,125
Abercrombie Street Child Care Ltd	6,375
Abernethy Enterprises Pty Ltd	4,875
Abu Sefein Operating Pty Ltd	11,250
ACB Concepts Pty Ltd	7,125
Achievers Early Learning Centre Pty Ltd	6,375
Active Kids Pre School Centre of Excellence Pty Ltd	79,875
Activity Centres Inc	1,125
Adamstown Community Early Learning and Preschool Inc	7,875
Adamstown Pre-school Services Pty Ltd	4,125
Adluke Pty Ltd	1,875
Advanced Childcare Pty Ltd	2,250
Advanced Early Learning Pty Ltd	40,500
Advanced Kinder Care Pty Ltd	8,625
Affinity Education Group Ltd	861,750
Ags Sidhu Enterprises Pty Ltd	15,375
Ahmed Enterprises Pty Ltd	15,000
AI Kids Academy	3,000
AKA Technology & Management Ideas Pty Ltd	11,250
Al Noori Child Care Pty Ltd	9,000
Al Zahra College Ltd	5,625
Albury City Council	7,125
Albury Occasional Childcare and Early Learning Centre Association Inc	5,625
Albyn Cottage Child Care Centre Pty Ltd	1,125
Alexandria Early Education Pty Ltd	12,000
Alexandria Montessori Academy Pty Ltd	8,625

Organisation	Amount (\$)
Alfred Academy Early Learning Centre Pty Ltd	7,500
Alkeringa Early Childhood Education And Care Service	1,500
All 4 Kids Kindergarten Pty Ltd	13,875
All Saints Education Group Pty Ltd	5,625
All Saints Education Pty Ltd	8,250
Allambie Heights Kindy Pty Ltd	6,750
Allegramax Pty Ltd	1,500
Alphababies Pty Ltd	10,125
Alphabet Cottage Pty Ltd	7,125
Alphabet Long Day Care College	24,000
AMD Early Learning Pty Ltd	2,625
Amigoss Preschool and Long Day Care Co-Operative Ltd	4,875
Amity College Australia Ltd	1,875
Amy Hurd Early Learning Centre Inc	5,250
Anastasiou Investments Pty Ltd	5,625
ANBA Wanis Pty Ltd	10,500
Anderson Day Care Pty Ltd	1,875
Angel Long Day Care Pty Ltd	5,250
Angelic Kids Pty Ltd	7,125
Angelos Childcare Centre Pty Ltd	7,875
Angels Kindergarten	2,625
Anglas Pty Ltd	4,125
Anglicare NSW South NSW West and ACT	10,500
Anibal 21 Pty Ltd	375
Annette's Place Inc	10,125
Antara Bexley Pty Ltd	5,250
Antara Carlton Pty Ltd	5,250
Antara Miranda Pty Ltd	8,625
APL & Associates Pty Ltd	9,375

Organisation	Amount (\$)
Apple Bear Pty Ltd	6,000
Apples and Honey Preschool Inc	6,750
Ark Childcare (Aus) Pty Ltd	9,000
Ark Learning Group Pty Ltd	4,125
Arkeane Pty Ltd	10,875
Armidale Montessori Preschool Inc	6,375
Artarmon Family Day Care Pty Ltd	750
Arwon Little Angels Pty Ltd	6,375
Ascending Summit Pty Ltd	8,625
Ashbury Kidz Academy Pty Ltd	5,625
Ashfield Child Care Centre Pty Ltd	2,625
Ashfield Little Bunnies Day Care Centre Pty Ltd	2,625
Ashree Services Pty Ltd	5,625
Ask Business Group Pty Ltd	5,625
Aspire Education & Care Group Pty Ltd	8,250
Assyrian Christian Schools Ltd	6,000
Asteve Pty Ltd	5,625
Atlantis Air Pty Ltd	16,500
Attunga Cottage Children's Centre	6,000
Augusta Commercial Pty Ltd	22,875
Aurum Childcare Pty Ltd	15,000
Austra BT Pty Ltd	1,875
Australia Acacia Early Education Pty Ltd	12,000
Australian Anatolian Community Services Co-operative Ltd	12,750
Australian Childcare Pty Ltd	16,500
Australian Chinese & Descendants Mutual Association Community Ltd	3,375
Australian Christian Early Education Ltd	4,500
Avoca Beach Preschool Pty Ltd	6,375
AY & MO Pty Ltd	6,750

Organisation	Amount (\$)	Organisation	Amount (\$)
B & E Early Learning Preschool Pty Ltd	11,250	Belmore Montessori Academy Pty Ltd	14,625
Babyccino Pty Ltd	3,000	Bemsa Pty Ltd	12,750
Baib Enterprise Pty Ltd	6,375	Benelong Enterprises Pty Ltd	4,875
Baker Street Childcare Education Pty Ltd	33,000	Benjamin Enterprises Pty Ltd	9,375
Balgowlah Punchinello Kindergarten	4,125	Benn and Cook Pty Ltd	10,875
Balmain Care For Kids Pty Ltd	9,000	Bennett St Childcare Centre Pty Ltd	4,875
Balmain Children's Centre Ltd	6,000	Bentar Investments Pty Ltd	15,000
Balranald Early Learning Centre Inc	3,750	Bermagui Preschool Co-Operative Society Ltd	3,375
Bangalow Community Children's Centre	7,500	Berrigan Children's Centre Association Inc	3,375
Banjem Pty Ltd	3,375	Best Bechaz Pty Ltd	16,500
Bankstown Childcare Academy Pty Ltd	4,500	Best Kidz Management Pty Ltd	12,375
Bankstown Multicultural Children's Centre	3,000	Bestkinder Pty Ltd	5,625
Banyan Tree Early Learning Centre	2,625	Best-Practice Education Group Ltd	5,250
Barangaroo Montessori Academy Pty Ltd	31,500	Betty Spears Child Care Centre Ltd	8,625
Barnardos Australia	7,875	Beulah Matumbi Pty Ltd	3,750
Basin View Child Care Centre Pty Ltd	3,375	BHL Childcare Ltd	16,875
Bathurst Regional Council	8,250	Big Bear Academy Pty Ltd	5,625
Batlow Apple Tree Learning Centre Co-Operative Ltd	2,625	Big Fat Smile Group Ltd	156,375
Bayside Council	18,750	Big Strides Early Learning Centre Pty Ltd	3,000
BB Childcare Pty Ltd	8,250	Billi Lids Long Day Care Centre	3,000
Beach Kids Early Learning & Preschool	14,250	Billy Kids (100) Pty Ltd	15,000
Beachside Financials Pty Ltd	3,000	Billymack (No 2) Pty Ltd	4,500
Bearchildcare Pty Ltd	23,250	Binaar Pty Ltd	18,375
Bee Happy Child Care Centre	2,250	Binya Aust Pty Ltd	12,750
Beecroft LDC Pty Ltd	100,125	Biohelp Pty Ltd	9,750
Bees Nees Early Learning Pty Ltd	7,500	Bir Investments Pty Ltd	5,625
Bega Valley Shire Council	10,875	Birralee Extended Hours Pre-School Pty Ltd	7,125
Begal Pty Ltd	6,000	Birralee Longday Care Centre Inc	3,750
Belahlee Pty Ltd	11,250	Birreelee Multi-Functional Aboriginal Children's Service Aboriginal Corporation	4,125
Belbrax Pty Ltd	4,125	Bishk Pty Ltd	7,500
Believe Playschool Pty Ltd	4,125		

Organisation	Amount (\$)	Organisation	Amount (\$)
Bizrite Pty Ltd	15,750	Bright Gems Childcare Pty Ltd	6,750
Black Lilac Company Pty Ltd	3,750	Bright Horizons Australia Childcare	19,125
Blacktown Anglican Child Care	9,750	Bright Lights ELC Pty Ltd	10,875
Blacktown City Council	123,750	Bright Sparks Preschool Pty Ltd	12,750
Blayney Early Learners	7,500	Bright Stars Kindergarten - Early Learning Centres Pty Ltd	8,250
Blessed By Bubs Pty Ltd	2,625	Bright Steps Pty Ltd	6,750
Blinky Bill Early Learning Portland Inc	4,125	Bright Sunshine Children Centre	4,125
Blooming Kids Early Learning and Long Day Care Centre	3,375	Brighter Beginnings Early Education Centre Pty Ltd	6,375
Blossom Corporate Early Learning Centres Pty Ltd	1,500	Brightly Early Learning Pty Ltd	15,000
Bluespring Pty Ltd	1,500	Broken Hill Happy Day Preschool Kindergarten Inc	8,625
BMA Spring Farm Pty Ltd	16,125	Brooke Avenue Early Learning Centre Pty Ltd	4,125
Bogan Shire Council	6,000	Broulee Early Learning Centre Pty Ltd	24,750
Bold Minds (NSW) Pty Ltd	6,375	Bub's Early Learning Centre Bega Pty Ltd	4,500
Bolton Point Child Care Centre Inc	4,875	Bulli Football Club Ltd	11,250
Boorowa Early Education Centre Inc	7,875	Bumble Bee Childcare (Aust) Pty Ltd	9,750
Bossy Boots Early Learning Kingscliff Pty Ltd	8,250	Bumble Bees Early Learning Centre Pty Ltd	4,500
Bourke & District Children's Services	4,125	Bumblebee Forest Pty Ltd	6,375
Bouvardia Enterprises Pty Ltd	7,875	Bundeena Bay Long Day Care Pty Ltd	2,625
Boydern Pty Ltd	3,375	Bundilla Preschool Pty Ltd	5,250
Brenham Pty Ltd	22,125	Bungalow Group Pty Ltd	7,875
Bright Achievers Childcare & ELC	3,375	Bungendore Children's Cottage	7,875
Bright Beginners Pty Ltd	6,750	Bunjum Aboriginal Early Childhood and Family Services Pty Ltd	5,250
Bright Beginnings Early Years Learning Centre Pty Ltd	10,125	Bunyan Pty Ltd	6,750
Bright Beginnings Learning Centre Glendenning Pty Ltd	19,875	Bunyip Preschool Harden Inc	5,250
Bright Beginnings Learning Centre Old Guildford Pty Ltd	7,500	Burwood Montessori Academy Pty Ltd	10,875
Bright Future Childcare Centre Pty Ltd	7,500	Burwood Neighbourhood Child Care Co-Operative Ltd	2,625
Bright Futures Early Learning Centres Pty Ltd	4,875	Burwood Road Montessori Academy Pty Ltd	10,125

Organisation	Amount (\$)	Organisation	Amount (\$)
Bush Babies Childcare Pty Ltd	6,375	Carlingford Unit Trust	11,625
Busy Bee Long Day Child Care Pty Ltd	3,000	Carnes Hill Childcare Pty Ltd	12,375
Busy Bees Killarney Heights Pty Ltd	16,500	Cashlist Pty Ltd	3,750
Busy Bees Lane Cove Pty Ltd	10,500	Casmay Pty Ltd	19,125
Busy Bees Long Day Child Care Centre Pty Ltd	14,250	Cass Care Ltd	13,500
Busy Bees Maroubra Pty Ltd	4,125	Cass Childcare Pty Ltd	3,000
Busy Bees Panania Pty Ltd	11,250	Castle Hill MA Pty Ltd	9,000
Busy Kidz Pty Ltd	6,750	Catholic Diocese of Parramatta Services Ltd	20,250
Butterflies International Childcare Centres Pty Ltd	6,375	Catholic Family Welfare Services	8,625
Buzzing Bees Pty Ltd	3,750	CatholicCare Diocese of Broken Bay	15,375
Byron Shire Council	6,000	Cawn Pty Ltd	6,000
C & D Group Pty Ltd	5,625	Cedars Christian College Ltd	7,500
C & I Christie Pty Ltd	5,250	Central Coast Council	54,375
C & J Corporation Pty Ltd	22,875	Centre of Learning Pty Ltd	3,000
C & T Domingo Pty Ltd	9,750	Centrepoint Childcare Pty Ltd	3,000
Cajjom Pty Ltd	2,625	Cessdoc Pty Ltd & Kindycorp Pty Ltd	5,625
Camado Pty Ltd	11,625	Cessnock Multipurpose Children's Centre Ltd	24,375
Cammeray Children's Centre Inc	1,500	Chabad House of The North Shore Ltd	3,375
Campbell Street Children's Centre Ltd	6,000	Chantel and Partners Pty Ltd	5,625
Campbelltown City Council	47,250	Chantel's Kindergarten Menai Pty Ltd	3,750
Camperdown Child Care Centre	4,125	Charles Sturt University	19,125
Canopy Kids Pty Ltd	13,125	Charlestown Child Care & Early Learning Centre Inc	8,625
Canterbury Children's Cottage Inc	2,250	Childcare Australia United Ltd	4,500
Canterbury-Bankstown Council	18,750	Childcare Design & Management Pty Ltd	2,250
Carabella Childcare Pty Ltd	11,250	Childcare First Pty Ltd	1,875
Cardiff Busy Bee Pre School	11,625	Childcare NSW Pty Ltd	19,125
Care For Kindies Kindergarten Pty Ltd	12,000	Childcare Operations Australia Pty Ltd	6,375
Carinya Neighbourhood Children's Centre Inc	7,875	Childcare Solutions Australia Pty Ltd	1,875
Carlingford Kindergarten	4,125	Children's Services Community Management Ltd	7,125
Carlingford Montessori Academy Pty Ltd	10,125		

Organisation	Amount (\$)	Organisation	Amount (\$)
Childs Play Day Care Pty Ltd	4,125	Columbus Child Care Pty Ltd	7,125
Chipmunks Ambarvale Pty Ltd	13,875	Commitment Pty Ltd	1,500
Chipmunks Childcare Pty Ltd	6,000	Concord Repatriation General	4,875
Chipmunks Minto Pty Ltd	33,375	Condell Park Montessori Academy Pty Ltd	6,375
Chloe & Jack Pty Ltd	4,125	Condobolin Preschool Kindergarten Inc	12,750
Choice Child Care Holdings Pty Ltd	1,875	Connect Child & Family Services Ltd	21,000
Christian Elizabeth Early Learning Centre Pty Ltd	4,875	Connor Early Childhood Education Pty Ltd	14,250
Christian Outreach Centre	39,375	Conway Road Early Learning Centre Pty Ltd	4,125
Church of Christ Wollongong	12,375	Coogee South Out of School Care Centre Inc	8,250
Circle Early Learning	7,875	Coolamon Shire Council	4,875
City Kidz Pre School Pty Ltd	3,000	Cooloon Children's Centre Inc	10,500
City of Canada Bay Council	14,625	Cooma School of Early Learning Pty Ltd	11,625
City of Parramatta Council	32,625	Coonamble Children's Serv Inc	4,500
CJ Prep Pty Ltd	12,375	Corporate Conquest Pty Ltd	11,250
CJM (Aust) Pty Ltd	6,750	Cosset Group Pty Ltd	8,250
Clarence Childhood Services Association Inc	6,375	Costi's Enterprises Pty Ltd	44,625
Clever Little Lambs Pty Ltd	15,000	Cottage Kids Early Learning Centre Pty Ltd	10,125
Clickable Solutions CS2000 Pty Ltd	7,875	Council of Newington College	6,000
Clifton Coffee Pty Ltd	4,125	Country Bumpkins NSW Pty Ltd	4,875
Clovel Childcare & Early Learning Centre Granville Pty Ltd	375	Cowra Early Childhood Services Co-Operative Ltd	10,500
Clovel ELC KS Blacktown Pty Ltd	9,750	CP Care Pty Ltd	5,625
Clovelly Child Care Centre Inc	6,750	CPH Operations Pty Ltd	10,875
CMW Corporation Pty Ltd	6,750	Crayons Kindy Pty Ltd	4,875
CMW Management (NSW) Pty Ltd	5,625	Creative Academy (Chifley) Pty Ltd	4,500
Cntl & Co Pty Ltd	5,625	Creative Childcare Hunter St Pty Ltd	16,500
Coast Community Preschools Inc	6,750	Creative Childcare Kotara Pty Ltd	10,875
Coastal Kids Early Learning Centre	6,000	Creative Kids Family Day Care (NSW) Pty Ltd	4,875
Cobar Shire Council	6,375	Creative Nook Early Learning Centre Pty Ltd	3,750
Colour UR Child's World Early Learning Centre	3,750		

Organisation	Amount (\$)	Organisation	Amount (\$)
Cringila Children's House Inc	6,000	Deniliquin Children's Centre Ltd	16,125
Crisarline Pty Ltd	6,000	Derusso Pty LTD & The Trustee for Bimbee Trading Trust	5,250
Crows Nest Kindergarten Pty Ltd	10,500	Deskan Pty Ltd	14,250
Crows Nest Montessori Academy Pty Ltd	6,375	Developing Dreams Early Learning Wongarrah Pty Ltd	4,875
Croydon Montessori Academy Pty Ltd	6,375	Diar Education Pty Ltd	14,250
Cubby House For Kids Pty Ltd	13,125	Dido Street Early Learning Centre Pty Ltd	4,500
Cudal Community Children's Centre	4,500	Digital World Australia Pty Ltd	6,750
Cuddle Pie Early Childhood Learning Centre	6,375	Dimples Child Care Centres Pty Ltd	11,250
Cuddly Bear Preschool	3,000	Discover My World Kellyville Pty Ltd	21,750
Cullunghutti Aboriginal Child and Family Centre Aboriginal Corporation	3,750	Discover My World Pty Ltd	12,000
Cumberland Council	48,000	DNV Enterprises Pty Ltd	3,375
Curious Minds Early Learning Centre	2,250	Doing It For The Kids Pty Ltd	5,250
Cuzent Pty Ltd	6,375	Dolphin Cottage Early Learning Centre	11,250
CYC Group Pty Ltd	6,375	Doric Enterprises Pty Ltd	4,500
D & G Enterprises NSW Pty Ltd	28,500	Dormero Pty Ltd	9,750
D & J Usien Gum Tree Cottage Pre School	6,375	Dream Big Education Pty Ltd	18,000
D J Sellick Pty Ltd	7,125	Dubbo Regional Council	5,625
D&E Nada Pty Ltd	13,875	Duck & Waffle Investments Pty Ltd	9,750
D&R Waters Pty Ltd	8,625	Dulwich Hill Pre-School Pty Ltd	3,375
D, H & L Collison Pty Ltd	8,625	Dural ELC Pty Ltd	3,750
D.S.P.A. Enterprises Pty Ltd	15,000	Dylwyth Pty Ltd	3,750
DAASH Associates Pty Ltd	10,875	E & M Childcare Pty Ltd	16,500
Daisii Designs Pty Ltd	13,875	Eama Pty Ltd	18,375
Daisy Children Services Pty Ltd	7,500	Earlwood Pre School	7,125
Dalb Holdings Pty Ltd	5,250	Early Childhood & Co Pty Ltd	18,375
Dalmeny Long Day Child Care Centre	6,000	Early Education Holdings Pty Ltd	33,375
Darbie (Ncle) Pty Ltd	4,500	Early Education Initiative Pty Ltd	5,250
Davbark Pty Ltd	25,875	Early Education NSW Pty Ltd	7,500
Delnamic Pty Ltd	9,000	Early Elements Education Centre Pty Ltd	4,125
Demir (Australia) Pty Ltd	2,625	Early Explorers Pty Ltd	3,000

Organisation	Amount (\$)	Organisation	Amount (\$)
Early Learning Childcare Specialist Pty Ltd	14,625	Elder St Early Childhood Centre	7,125
Early Learning Investments Pty Ltd	8,250	Elermore Vale Early Learning Inc	8,625
Early Learning on George Pty Ltd	9,000	Elizabeth Macarthur Montessori Preschool Association Inc	750
Early XP Pty Ltd	6,750	Elizabeth Street Extended Hours Pre-School Inc	6,000
Early Years Academy Pty Ltd	12,375	Elonera Ltd	7,500
East Gosford Early Learning	12,375	Eminem Kids Academy Pty Ltd	2,625
Eastern Zone Gujaga Aboriginal Corporation	5,250	Emmanuel Anglican College Council	2,250
Eastlakes Community Child Care Centre Inc	13,875	Empower Early Learning Centre Pty Ltd	10,500
Eat Custodian Pty Ltd	5,250	Empty Square Pty Ltd	3,750
ED Freshwater Pty Ltd	9,375	Enchanted Castle Child Care Centre Pty Ltd	3,000
Eden Academy ELC Pty Ltd	6,000	Endeavour Early Education Kariong Pty Ltd	9,000
Edgeworth Child Care Centre Inc	6,750	Enfant De Terre Pty Ltd	14,625
Edmondson Park Education And Care Pty Ltd	9,750	Engadine Montessori Academy Pty Ltd	12,000
Educare Investments Pty Ltd	3,750	Enjoydee Pty Ltd	3,375
Educate Me Montessori Pty Ltd	4,875	ENR Group Pty Ltd	8,250
Educating Enterprises Pty Ltd	1,500	Entrada Montessori Academy Pty Ltd	10,500
Educational And Training Consultancy Services Pty Ltd	8,250	ENY Pty Ltd	4,125
Educoe Pty Ltd	5,250	EPAC Investment Pty Ltd	20,625
Edward Street Early Learning Centre	3,750	Epping Little Sprouts Early Learning Centre Pty Ltd	7,875
EH Childcare Pty Ltd	12,750	Erina Baptist Community Care Ltd	8,625
Eikoh Seminar Australia Pty Ltd	18,375	Erina Kindy Pty Ltd	21,750
EKB Holdings Pty Ltd	6,000	Erlibyds Pty Ltd	5,625
EKON Pty Ltd	16,125	Essential Supply Company Pty Ltd	7,875
Ekotek Solutions Pty Ltd	4,500	Essex Street Kindy	4,500
El Sali Business Groups Pty Ltd	9,750	ETZ Chaim Ltd	4,875
Elanemed Pty Ltd	2,625	Eugowra Community Children's Centre Inc	2,625
Elclk Pty Ltd	9,000	Euroka Children's Centre Inc	12,750
Elcorp Pty Ltd	3,750	Evergreen Early Education Centre Pty Ltd	14,625

Organisation	Amount (\$)
Grow with me Childcare Pty Ltd	9,000
Growing Patch Early Learning Centre Pty Ltd	3,750
Growing Potential Ltd	19,500
Guardian Angel Preschool Kindergarten Inc	4,125
Guardian Community Early Learning Centres Pty Ltd	259,500
Guardian Corporate Early Learning Centres Pty Ltd	48,750
Guildford Montessori Kindergarten Pty Ltd	4,875
Guirguis Technology Group Pty Ltd	4,125
Gumnut Cottage Childcare/Preschool Centre Pty Ltd	6,750
Gumnut Cottage Inc	8,250
Gunnedah Family & Children's Services Inc	7,125
Gunning & District Preschool Inc	5,250
Guru Jee Pty Ltd	1,875
GW Bronte Pty Ltd	3,375
GW Concord Pty Ltd	7,125
GW Frenchs Forest Pty Ltd	4,500
GW Gladesville Pty Ltd	9,000
GW Katoomba Pty Ltd	4,875
GW Macquarie Park Pty Ltd	8,250
Gwandalan Pre-School Pty Ltd	6,375
GY Investment Holdings Pty Ltd	2,625
Gynea Montessori Academy Pty Ltd	11,250
H&S Next Generation Pty Ltd	3,750
Haios Pty Ltd	9,000
Hakuna Matata Child Care Pty Ltd	7,500
Hamilton Child Care Centre Inc	8,625
Handprints ELC Pty Ltd	17,625

Organisation	Amount (\$)
Hanna (Aust) Pty Ltd	7,500
Hanna Ghaly Pty Ltd	2,625
Happy Clown Kindergarten	1,125
Happy Days @ Gulgong Child Care Centre	5,250
Happy Days Pre-School Pty Ltd	4,875
Happy Feet Orange Childcare Centre Pty Ltd	3,750
Happy Hearts Academy ELC Pty Ltd	10,125
Happy Hearts Avalon Pty Ltd	5,250
Happy Kids Kindergarten Ltd	6,000
Happy Little Butterfly Pty Ltd	4,875
Happy Little Campers Early Childhood Learning & Development Centres	4,875
Happy Start Childcare Pty Ltd	6,000
Happy Start Early Learning Centre Pty Ltd	3,000
Happyjohns Pty Ltd	16,500
Harmony Bangalow Pty Ltd	5,625
Harmony Lennox Head One Pty Ltd	14,625
Harrison St Early Education Inc	11,250
Harvey Avenue Investments Pty Ltd	43,500
Hassett Investments (Adelong) Pty Ltd	11,250
Hastings Pre School and Long Day Care Centre Inc	3,750
Hawkesbury River Child Care Inc	375
Hawthorn Street Early Learning Centre Pty Ltd	13,125
Hay Children's Services Inc	12,750
Hazeltown Baulkham Hills Pty Ltd	6,000
HeartCo Ltd	14,625
Helen MK Pty Ltd	1,875
Henrietta & Lani Education Pty Ltd	2,625
Heritage House Beecroft Childcare &	37,875
HH Early Learning Pty Ltd	6,750

Organisation	Amount (\$)
Hi 5 Childcare Centre Pty Ltd	7,500
Hills Daycare	6,375
Hillsborough Road Early Learning Centre Pty Ltd	9,375
Hipleto Pty Ltd	5,250
Hippo's Friends Child Care Centre	4,500
Hobartville Long Day Preschool Inc	6,375
Holad Pty Ltd	5,625
Holdan Pty Ltd	12,375
Holistic Development Pty Ltd	7,125
Holsworthy Long Day & Occasional Child Care Centre Inc	3,750
Holy Family Services	5,250
Honey Bears Child Care Pty Ltd	9,750
Honey Tree Industries Pty Ltd	5,250
Honeybee Preschool Pty Ltd	7,125
Hope Childcare Investments Pty Ltd	10,125
Hornsby Ku-ring-gai Montessori Society	1,875
Horsley Kids Pty Ltd	10,875
Hostia Pty Ltd	4,125
House Of Kids Early Learning Centre Pty Ltd	4,500
Howley Pty Ltd	30,375
Hunkydory Educational Services Pty Ltd	4,500
Hunny Pots Early Learning Centre Pty Ltd	9,750
Hunter New England Local Health District	8,625
Hunter Region Working Women's Group Ltd	5,625
Hustler Enterprises Pty Ltd	6,375
HWJ Investments Pty Ltd	6,375
Hyda Pty Ltd	1,500
HZY Education Group Pty Ltd	6,750
I & K Stokes Pty Ltd	5,250

Organisation	Amount (\$)
I Steam Ahead Pty Ltd	4,125
Ibrahim & Sons Pty Ltd	9,375
IC Early Learning Pty Ltd	15,375
Icywave Pty Ltd	14,250
I-Kid Early Learning Centre Pty Ltd	3,000
Illawarra Aboriginal Corporation	2,625
Illawarra Area Child Care Ltd	49,500
Imagawa Gakuen Australia Pty Ltd	12,375
Imaginative Kids Pty Ltd	4,500
Imagine@ Pty Ltd	4,875
INet Consulting Pty Ltd	1,125
Infants Home Ashfield	24,750
Inner City Care (Darlinghurst) Ltd	5,250
Inner Sydney Montessori Association	3,750
Inner West Council	61,500
Inner West Kids Pty Ltd	3,000
Insight Early Learning Southlakes Pty Ltd	9,750
Inspire Childcare Foundation Ltd	7,875
Inspire College Wagga Inc	8,250
Inspired Australia Pty Ltd	57,375
Integricare	46,875
Inverell District Family Services	16,500
Isa Goulburn Pty Ltd	2,625
Isabella's Childcare Centre	13,875
J & A Sharpe Pty Ltd	7,500
J & L Delaney Enterprises Pty Ltd	3,000
J & P Kambourakis Holdings Pty Ltd	750
J J's Academy Pty Ltd	3,000
J R K M Pty Ltd	2,250
J Syndicate Pty Ltd	16,875
J Yeeles Enterprises Pty Ltd	9,000

Organisation	Amount (\$)
Jabanta Pty Ltd	4,125
Jabez Group (NSW) Pty Ltd	11,625
Jacaranda Creative Play Centre Pty Ltd	4,500
Jacaranda Grove Pre School Pty Ltd	10,875
Jace Kids Pty Ltd	5,250
Jack & Jill Kindergarten (Berowra) Pty Ltd	9,375
Jackalan Pty Ltd	5,625
Jackton Enterprises Pty Ltd ATF The LHW Trust and Barton LMW Pty Ltd ATF The Walton Family Trust	16,875
Jahangir Enterprise Pty Ltd	6,750
Jam Nominee Enterprises Pty Ltd	12,750
Jamie Enterprises Pty Ltd	5,625
Jane's Place Operations Pty Ltd	7,875
Jardlan Pty Ltd	19,500
Jasaj Pty Ltd	6,000
JB Junction Pty Ltd	4,125
JDNJ Kids Pty Ltd	2,625
Jenny's Kindergarten	14,625
Jerilderie Preschool Kindergarten	1,875
Jesmond Early Education Centre Inc	5,625
Jessicas Early Learning Centre	1,125
JF Petrou Pty Ltd	4,125
Jillys Early Childhood Development and Educational Centre Pty Ltd	3,000
Jitong Investment Pty Ltd	6,000
JK Canterbury Holdings Pty Ltd	19,500
JK Enterprises Sydney Pty Ltd	7,125
JK Gilchrist Pty Ltd	20,250
JK St George Holdings Pty Ltd	43,500
JLBE Pty Ltd	5,250
JLM Preschool Pty Ltd	5,250

Organisation	Amount (\$)
JMFew Pty Ltd	8,250
JMZ Enterprises Pty Ltd	7,125
Jnr Explorers Pty Ltd	4,500
Joey's Pouch Early Years Education and Preschool Centre Inc	5,625
Joey's Pre-School Pty Ltd	15,000
Jordmatt Pty Ltd	15,000
JTE Enterprises Pty Ltd	5,250
Jubilee Community Services Inc	6,375
Julius Avenue Enterprises Pty Ltd	18,000
Jumbunna Children's Centre Ltd	4,500
June Kids Pty Ltd	9,000
Junior Einsteins Flinders Pty Ltd	6,375
Junior Einsteins Blackbutt Pty Ltd	6,750
Juniors at Wadalba Pty Ltd	12,750
Juniors at Wamberal Pty Ltd	11,625
Jusli Pty Ltd	8,250
Just for Kids Preschool Early Learning Pty Ltd	5,625
Just Little Kidz Long Day Child Care Centre	3,375
K & L International Pty Ltd	3,750
K & R Children Services Pty Ltd	1,875
K 4 Kindy Pty Ltd	5,625
K A J M Pty Ltd	3,750
K V Early Learning Centre Pty Ltd	5,250
K Villareal Pty Ltd & Kl Villareal Pty Ltd	18,375
Kaiser Pacific Management Pty Ltd	6,750
Kamalei Children's Centre Pty Ltd	5,625
Kamali Tactical Group Pty Ltd	4,125
Kambala	6,750
Kangaroo Childcare Services Pty Ltd	5,250

Organisation	Amount (\$)
Kangaroo Consortium Pty Ltd ATF K And T Ma Trust	5,625
Karangal Pty Ltd	4,125
Kare 4 Kidz Pty Ltd	3,375
Katie's Kindergarten & Early Learning Centre	12,375
Katoomba Children's Cottage Inc	7,125
Kaz Early Learning Centre Pty Ltd	7,125
Kazcorp holdings (Canterbury) Pty Ltd	19,500
Kazcorp Holdings (Glenmore Park) Pty Ltd	11,250
Kazcorp holdings (Guildford) Pty Ltd	7,875
Kazcorp Holdings (Rouse Hill) Pty Ltd	96,000
Kazcorp Holdings (Smeaton Grange) Pty Ltd	3,750
Kazcorp Holdings (Toongabbie) Pty Ltd	22,125
Kazcorp Holdings Pty Ltd	75,000
Kazlop Group (Gregory Hills) Pty Ltd	22,500
KCL Family Day Care Pty Ltd	3,000
Kearns Early Learning Pty Ltd	2,625
Keats Kids Early Learning Centre	2,625
Keen Preschool Education Centres Pty Ltd	11,625
Kelly's Place Children's Centre	3,750
Kelsay Investments Pty Ltd	2,625
Kelstir Pty Ltd	3,750
Kemblawarra Child & Family Centre Inc	1,875
Kempsey Children's Services Co-Operative Ltd	9,750
Kendall Community Pre School Inc	4,125
Kenthurst Early Learning Centre Pty Ltd	9,750
Kenthurst ELC Pty Ltd	1,875
Keogh's Motors Pty Ltd	6,000
Kesic Pty Ltd	3,375

Organisation	Amount (\$)
Kesser Torah College Ltd	11,625
Keymer Child Care Centre Inc	9,000
Keyorris Pty Ltd	16,875
Kidcare ELC Pty Ltd	3,750
Kiddie Cloud Early Learning Centre	750
Kiddie Garden Daycare & Pre-school	9,375
Kiddie Land Pty Ltd	14,250
Kiddies on First Pty Ltd	5,250
Kiddiwinks Warriewood Pty Ltd	7,500
Kid'n Around Kindergarten Pty Ltd	6,375
Kid'n Around Yowie Bay Pty Ltd	2,625
Kidoz Pty Ltd	13,875
Kids & Toddlers Care Pty Ltd	4,875
Kids @ Play Pty Ltd	2,625
Kids 45 Pty Ltd	3,375
Kids Cabana Pty Ltd	10,875
Kids Castle Child Care Centre Pty Ltd	5,625
Kids Cave Aberglasslyn Pty Ltd	4,500
Kids Cave Rutherford Pty Ltd	8,625
Kids Club Academy Holdings Pty Ltd	4,500
Kids Club Academy Pty Ltd	8,250
Kids Club Early Childhood Learning Centres Pty Ltd	37,125
Kids Consortium Ventures Pty Ltd	5,250
Kids Cottage Early Childhood Services - Hunters Hill Pty Ltd	4,875
Kids Cottage Early Learning Pty Ltd	1,500
Kids Cottage of Gladesville Pty Ltd	6,750
Kids Cottage Pty Ltd	2,625
Kids First Early Learning Centre	1,875
Kids In The Sky Pty Ltd	8,625
Kids Jungle Pty Ltd	10,125

Organisation	Amount (\$)	Organisation	Amount (\$)
Kids Kindy 2	6,750	Kindipark Preschool Pty Ltd	4,875
Kids Learning Academy Pty Ltd	6,750	Kindisaurus Child Care Centre	4,500
Kids of Light Pty Ltd	10,125	Kindy Academy	1,500
Kids on Crown Pty Ltd	12,375	Kindy Australia Group Pty Ltd	11,625
Kids R Us Preschool	7,500	Kindy Camp Pty Ltd	1,500
Kids World Kindy Pty Ltd	30,375	Kindy Castle Child Care Centre Pty Ltd	19,125
Kidsmatter In Cabramatta	1,875	Kindy Club House Pty Ltd	3,000
Kidstopia Pty Ltd	9,000	Kindy Fun Pty Ltd	6,750
Kidz Academy Pty Ltd	5,250	Kindy Kidz Pty Ltd	7,500
Kidz Care Kindergarten Pty Ltd	9,750	Kindy Kingdom Pty Ltd	3,750
Kidz Ink Long Day Care Centre	2,625	Kindy Kollege Pty Ltd	3,375
Kidz Life Pty Ltd	4,875	Kindy Korner Children Services Pty Ltd	17,625
Kidz On The Avenue Pty Ltd	6,000	Kinfolk Trading Pty Ltd	16,875
Kidzville Early Learning Centre Pty Ltd	6,375	Kingdom Of Angels Childcare Pty Ltd	6,000
Kijo Care Centre	6,000	Kingdom of Little Stars Childcare Pty Ltd	2,250
Killara Child Care Centre Pty Ltd	7,500	Kirrawee Child Care Centre Pty Ltd	6,375
Kincoppal - Rose Bay School	3,750	Kizcrest Pty Ltd	2,250
Kinda Kapers Belmont Pty Ltd	18,000	Kizjupe Pty Ltd	13,500
Kinda Kapers Charlestown Pty Ltd	4,875	Kkindergarten Pty Ltd	6,750
Kinda Kapers Maitland Pty Ltd	12,000	Klik Industries Pty Ltd	8,250
Kinda Kapers Tighes Hill Pty Ltd	8,625	KM Childcare Services Pty Ltd	9,750
Kinda Kapers Toronto Pty Ltd	18,375	KM Service & Management Pty Ltd	2,625
Kindaburra Unit Trust	4,500	Kmads Pty Ltd	8,625
Kindamindi Co-Operative Ltd	2,625	Knight Enterprises (Qld) Pty Ltd	7,875
Kinda-Mindi Pty Ltd	41,250	Koala Child Care Centre – Sutherland Hospital Ltd	8,625
Kindarama Pty Ltd	9,000	Kookaburra Korner Early Education Centre Inc	8,625
Kinder Palace Pty Ltd	4,875	Koorngal Casual Childcare Centre Inc	3,750
Kindercare Learning Centre Pty Ltd	3,750	Koter Pty Ltd	3,375
Kinderoos Group Pty Ltd	6,000	Kraftedge Pty Ltd	18,375
Kindest Care Pty Ltd	8,625	Kreative Kidz Preschool	4,125
Kindilan Early Childhood Centre Inc	8,625		

Organisation	Amount (\$)	Organisation	Amount (\$)
Ku Children's Services	196,500	LECM Pty Ltd	10,875
Kulucorp Investments Pty Ltd	3,375	Leekin Pty Ltd	9,750
Ku-ring-gai Council	8,625	Lee's Learning Centre Pty Ltd	6,750
Kurri Early Childhood Centre	12,000	Leesasa Pty Ltd	16,125
Kyrmenann Pty Ltd	3,750	Leeton Shire Council	15,000
L C K Holdings Pty Ltd	3,750	Leichhardt Montessori Academy Pty Ltd	3,375
L.G. & L.L. Marks Pty Ltd	12,375	Les Petits Wallabies Pty Ltd	1,875
Laasya Children Services Pty Ltd	1,125	Let's Play Daycare	3,375
Lake Cargelligo District Community Children's Centre Association Inc	2,625	Lidcombe Early Learning Centre Pty Ltd	1,875
Lake Cathie Little Learners NSW Pty Ltd	20,250	Lidcombe Preschool	7,125
Lakeview Pre-School Pty Ltd	7,875	Life Church Castle Hill Pre-Schools Pty Ltd	2,625
Lambton Early Learning Centre Pty Ltd	10,125	Lighthouse ELC	6,750
Lane Cove Municipal Council	7,500	Li'l Achievers Pty Ltd	9,750
Lane Cove Occasional Child Care Inc	6,375	Lilanthi Pty Ltd	3,750
Lane Cove West Montessori Academy Pty Ltd	6,000	Lilli Pilli Kindy	6,000
Larjane Pty Ltd	16,125	Lilybelle Childcare Pty Ltd	3,000
LC Developments Aust Pty Ltd	21,000	Lilyfield Early Learning Centre Pty Ltd	10,125
Leaping Learners Early Education Centre Pty Ltd	46,125	Lina's Holdings Pty Ltd	4,875
Leaps & Bounds Preschool Pty Ltd	7,125	Lisien Enterprises Pty Ltd	8,625
Learn & Laugh No 4 Pty Ltd	7,125	Little Academy Pty Ltd	4,875
Learn & Laugh No 5 Pty Ltd	10,125	Little Achievers Early Learning Centre	4,500
Learn & Laugh No. 1 Pty Ltd	6,375	Little Achievers Kindergarten Pty Ltd	8,250
Learn & Laugh No. 2 Pty Ltd	8,250	Little Adventures Early Learning Pty Ltd	8,625
Learn & Laugh No. 6 Pty Ltd	4,875	Little Barefoot Pty Ltd	3,750
Learn & Laugh Pty Ltd	6,750	Little Bear Child Care Cottage Inc	3,000
Learn & Play Management Pty Ltd	7,125	Little Bees Childcare Burwood Pty Ltd	13,125
Learn To Play Play To Learn Pty Ltd	10,500	Little Bees Childcare Pty Ltd	11,250
Learning Kids Family Day Care Pty Ltd	10,500	Little Bees Childcare Rosebery Pty Ltd	7,875
Learning Tree Co Pty Ltd	49,125	Little Blessings Early Learning Centre Pty Ltd	20,250
		Little Bubs Australia Pty Ltd	4,500

Organisation	Amount (\$)
Little Buddies Early Learning Pty Ltd	8,250
Little Bunnies Childcare Centre Pty Ltd	3,750
Little Cookies Early Learning Pty Ltd	4,125
Little Darlings Child Care Centre Pty Ltd	15,375
Little Diggers Management Co Pty Ltd	6,000
Little Dreamers Early Learning Pty Ltd	9,000
Little Elves Childcare Centre Pty Ltd	28,875
Little Endeavours Early Learning Centre Pty Ltd	8,625
Little Explorers Early Learning Centre Pty Ltd	5,250
Little Flippers Kindergarten	9,375
Little Footprints Casula Pty Ltd	10,500
Little Footprints Pty Ltd	7,125
Little Gems Child Care Pty Ltd	3,375
Little Green Frogs Preschool Pty Ltd	10,500
Little Hands Preschool Toormina	10,875
Little Kindy Pty Ltd	27,375
Little Kingdom Child Care Pty Ltd	7,500
Little Lambs Early Learning Academy Pty Ltd	10,500
Little Lane Early Learning Manly Pty Ltd	13,125
Little Leaps Academy Pty Ltd	7,500
Little Learners (NSW) Pty Ltd	1,875
Little Learning Education Pty Ltd	9,750
Little Learning Group Pty Ltd	6,000
Little Learning School	38,625
Little Learning School Alexandria - Burrows Rd Pty Ltd	8,250
Little Learning School Cleveland St Pty Ltd	4,875
Little Lion Early Learning Pty Ltd	18,000
Little Lions Education Pty Ltd	10,875

Organisation	Amount (\$)
Little Mate Pty Ltd	4,875
Little Monkeys Pty Ltd	7,125
Little Nippers Early Learning And Child Care Pty Ltd	9,750
Little Owl Early Education Centre Pty Ltd	2,250
Little Pilots Long Day Care Centre Pty Ltd	8,625
Little Possums Childcare & Early Learning Centre Pty Ltd	3,750
Little Rana Childcare Centre Pty Ltd	8,250
Little Shepherd Preschool Kindergarten	5,250
Little Steps Academy Pty Ltd	3,375
Little Steps Early Learning Epping Pty Ltd	10,125
Little Steps Early Learning Pty Ltd	5,250
Little Sunshine Long Day Care Pty Ltd	2,625
Little Wallabies Early Learning Centre Pty Ltd	4,875
Little Winners Pty Ltd	2,625
Little Wonders Child Care Pty Ltd	13,125
Livebetter Services Ltd	1,875
Liverpool City Council	46,125
Liverpool Plains Shire Council	5,625
Livette Pty Ltd	8,250
Lizzards Preschool, Before & After School Care & Vacation Care	8,250
LM Education Group Pty Ltd	3,375
Losurdo Industries Pty Ltd	4,875
Love & Cuddle Pre School Pty Ltd	4,875
LPN Childcare Pty Ltd	9,750
LRM Investments (NSW) Pty Ltd	4,875
LSEE Pty Ltd	2,625
LZ Pty Ltd	244,125
M & F Eid Enterprises Pty Ltd	22,500
M & N Clancy Pty Ltd	3,000

Organisation	Amount (\$)
M & P Capital Pty Ltd	6,375
M & R Child Care Centre Pty Ltd	10,125
M & W Zaki Pty Ltd	67,125
M and C Cacciola Pty Ltd	9,000
M Kryoshen Pty Ltd	16,875
M L C C A Holdings Pty Ltd	16,125
M. Toth Enterprises Pty Ltd	7,875
M.S Academy Pty Ltd	4,125
Macksville Pre-School Childcare Centre Ltd	4,125
Macquarie Montessori Academy Pty Ltd	9,750
MAG NSW Operations Pty Ltd	54,375
Maher & O'Keefe Pty Ltd	6,375
Maher St Cottage Child Care Centre	7,125
Maitland Child Care Centre Inc	5,625
Maitland Christian School Ltd	11,625
Maitland PELC Pty Ltd	9,000
Malabar/Chifley Parent Co-Operative Ltd	3,750
Malaron Pty Ltd	11,625
Mamalove Connect Pty Ltd	3,375
Mar Holdings Invest Pty Ltd	3,750
Maranatha House	12,375
Maraylya Early Learning Centre Pty Ltd	10,500
Marina Cottage Pty Ltd	10,125
Mariposa Child Care Pty Ltd	3,000
Market Street Co Pty Ltd	7,875
Maronite Sisters of The Holy Family Child Care Centre	9,375
Maroubra Junction Child Care Centre Pty Ltd	5,250
Maroubra Neighbourhood Children's Centre Co-Operative Ltd	3,750
Marumina Pty Ltd	9,375

Organisation	Amount (\$)
Mary & Mina Pty Ltd	4,875
Mary Campbell Pre School Pty Ltd	4,500
Maryland Child Care Centre Inc	7,875
Marys Kindy Pty Ltd	2,250
Mas & Zen Pty Ltd	3,750
Masada College	10,875
Mascari Group Pty Ltd	4,125
Master Kid Child Care Centre Pty Ltd	3,000
Masterminds Learning Academy Pty Ltd	12,000
McCorkell Pty Ltd	1,500
McGraths Hill Children's Centre Inc	6,375
McMahons Point Occasional Child Care Centre	1,500
MCP Preschool Pty Ltd	4,875
Medusa Early Learning Pty Ltd	7,125
Meek's Day Care Pty Ltd	10,500
Memotrans Pty Ltd	8,625
Merewether Heights Early Learning Centre Pty Ltd	13,500
Merindah Children's Centre Inc	8,625
Merrydays Kindergarten Society Inc	6,000
Mesabo Pty Ltd	6,000
Metro Investment and Finance Pty Ltd	6,750
Micarm Pty Ltd	11,250
Michel Hanna Enterprises Pty Ltd	10,875
Micjos Group Pty Ltd	5,625
Mighty Brains Academy Canterbury Pty Ltd	4,125
Mighty Minds Early Learning Centre	7,125
Mighty One Pty Ltd	7,500
Mikindi Pty Ltd	3,375
Milieu Early Education & Care	5,625

Organisation	Amount (\$)
Milton Lights ELC Pty Ltd	15,000
Minchinbury Preschool & Nursery Pty Ltd	6,000
Mindchamps Early Learning 1 Pty Ltd	48,000
Mindchamps Early Learning 10 Pty Ltd	3,750
Mindchamps Early Learning 11 Pty Ltd	4,500
Mindchamps Early Learning 12 Pty Ltd	18,375
Mindchamps Early Learning 3 Pty Ltd	39,375
Mindchamps Early Learning 4 Pty Ltd	16,500
Mindchamps Early Learning 6 Pty Ltd	12,000
Mindchamps Early Learning 7 Pty Ltd	13,125
Mindchamps Early Learning 8 Pty Ltd	14,250
Mindchamps Early Learning 9 Pty Ltd	8,250
Minghui Education Pty Ltd	7,500
Mini Graduates Early Learning Centre	2,625
Mini Me ELC Pty Ltd	4,875
Mirabelle Early Learning Centre Pty Ltd	9,000
Miris Kindy	4,125
MISR Australian Enterprises Pty Ltd	6,000
Mitchell Early Learning Centre Inc	9,375
MJ Squared Academy Pty Ltd	7,875
MKB Contracting Pty Ltd	23,625
MKW Group Pty Ltd	25,875
MMCC Holdings Pty Ltd	6,000
MMIS Group Pty Ltd	4,500
MMV Enterprises Pty Ltd	6,000
MMZ Holdings Pty Ltd	97,875
MNJ Early Learning Pty Ltd	6,375
Mollymook Early Foundations Pty Ltd	7,875
Molong District Preschool Inc	8,250
Monkey Mayhem Fun Centre & Cafe	3,750
Monterra 8 Pty Ltd	14,625

Organisation	Amount (\$)
Montessori Academy on Chapel Pty Ltd	15,750
Montessori Academy Strathfield Pty Ltd	7,875
Montessori Children's House Wagga Pty Ltd	10,875
Montessori Edu Pty Ltd	6,000
Montessori Learning Centre Pty Ltd	6,750
Montessori Merrylands Childcare Pty Ltd	8,250
Montessori Nominees Pty Ltd	3,000
Montessori Punchbowl Pty Ltd	8,250
Moore Park Children's Early Learning Centre Pty Ltd	5,250
Moree Plains Shire Council	9,375
Morem Pty Ltd	4,875
"Moriah War Memorial College Association"	18,375
Morisset & District Children's Centre Co-Operative Ltd	3,375
Morning Buds Pty Ltd	4,500
Morning Star Early Learning Centre Pty Ltd	3,000
Mosman Kindy Pty Ltd	4,875
Mother Goose Day Nursery Pty Ltd	9,750
Mothers Group Pty Ltd	9,000
Mother's Love Early Education & Childcare Service Ltd	4,125
Mount Hutton Child Care Centre Inc	5,625
Mount Sinai College	8,250
Mount St Thomas Pre School	5,625
Mount Zion War Memorial Kindergarten	7,875
Mountain Community Children's Centre Inc	8,625
MR & SJ Pty Ltd	4,875
Muddy Boots Pty Ltd	4,875
Mulligrubs Pty Ltd	9,375

Organisation	Amount (\$)
Muloobinba Aboriginal Corporation	5,625
Multi-Purpose Allira Gathering Association Inc	1,500
Mumulgum Pty Ltd	7,500
Munchkins Kindy	3,375
Muswellbrook Child Care Centre Inc	4,125
My Best Me Early Learning Academy	6,750
My Early Learning Centre Dulwich Hill	13,125
My First Childcare Company Pty Ltd	20,250
My First School Childcare Centre Pty Ltd	5,625
My Kindy Early Childhood Pty Ltd	7,125
My Kindy Garden Suburbs Pty Ltd	14,625
My Little Sunshine Early Learning Centre Pty Ltd	12,000
My Planet Childcare Centre Pty Ltd	7,500
My Stepping Stones ELC Pty Ltd & The Trustee for Rt Partner Trust	7,500
My Story - Experiential Early Learning Pty Ltd	10,500
My Time Childcare Pty Ltd	5,625
N & P Sim Pty Ltd	1,125
N & S Papaspiropoulos Holdings Pty Ltd	2,250
N E G Energy Pty Ltd	13,500
Nabiac & District Preschool Association Inc	3,000
Najjam Pty Ltd	3,000
Naletran Pty Ltd	1,875
Narellan Montessori Academy Pty Ltd	11,625
Narrabri Preschool Association Inc	7,500
Narrandera Pre-School Inc	5,250
National Australia Childcare Pty Ltd	6,375
Natsikas Pty Ltd	4,875
Nature's Academy Early Learning Pty Ltd	16,875

Organisation	Amount (\$)
Nazarene Investments Pty Ltd	10,500
Nebesa Pty Ltd	7,875
Nepean Tiny Tots	2,250
Nessmore Pty Ltd	8,625
Nest Early Education Services Pty Ltd	1,125
Nestle In Childcare Centres Pty Ltd	13,500
Neumann Childcare Pty Ltd & The Trustee for Shelco Terrey Hills Trust	8,625
Nevine Ibrahim Pty Ltd	19,875
New Beginnings Early Learning Centre Pty Ltd	4,500
New Millennium Group Pty Ltd	4,875
New School Of Arts Neighbourhood House Inc	9,750
Newcastle City Council	7,125
Newcastle Montessori Academy Pty Ltd	7,500
Next Chapter Early Learning Pty Ltd	13,125
Next Generation Pty Ltd	2,625
Nextgen Early Learning Centre Pty Ltd	10,125
NG Childcare Management Pty Ltd	11,625
NH & MM Ibrahim Pty Ltd	14,625
NH Services Australia Pty Ltd	10,875
Nickol Holdings Pty Ltd	7,125
Nielsen & Wyld Investments Pty Ltd	2,625
Nisiv Enterprises Pty Ltd	8,625
Niwal Pty Ltd	7,875
NK&A Academia Pty Ltd	4,500
Noah's Ark Centre of Shoalhaven Inc	7,125
North Coast Early Learning Centre Pty Ltd	5,250
North Rothbury Pelc Pty Ltd	13,125
North Shore Childcare Pty Ltd	13,875
North Wyong Early Childhood Learning Centre Pty Ltd	11,625

Organisation	Amount (\$)	Organisation	Amount (\$)
Northern Beaches Council	63,000	Our Place Preschool Pty Ltd	9,750
Northern Sydney Local Health District	9,000	Outlook Early Learning Centre Pty Ltd	4,125
Northside Preschool Pty Ltd	3,750	Owl and The Pussycat Preschool Pty Ltd	21,000
Norwest Christian College Ltd	10,125	Oxford Falls Early Learning Centre Pty Ltd	7,500
Nought to Five Early Childhood Centre Inc	10,500	Oz Education Auburn Pty Ltd	10,875
Nowra Pre-School Kindergarten	6,000	Oz Education Campsie Pty Ltd	7,875
NTUA Pty Ltd	11,625	Oz Kindy Pty Ltd	6,750
Nu Nehme Investments Pty Ltd	22,125	Palace Road Long Day Care Centre Pty Ltd	5,250
Nucifora Enterprises Pty Ltd	7,875	Palm Child Care Centre	6,375
Nukids Pty Ltd	20,250	Pamrosin Pty Ltd	9,750
Nurruby Children's Services Inc	13,875	Pandora Pre School Pty Ltd	12,750
Nurtured Beginnings ELC Pty Ltd	4,125	Parkes Early Childhood Centre	12,000
O & L Hewitt Pty Ltd	6,000	Parramatta East Preschool Pty Ltd	2,625
Oakville Montessori ELC Pty Ltd	15,000	Parramatta Montessori Academy Pty Ltd	7,500
Ocean View Community Kindergarten Pty Ltd	3,750	Peacock Street Long Day Care Pty Ltd	3,375
OCM CO Pty Ltd	3,750	Peakhurst Early Learning Centre Pty Ltd	7,500
Octopus Garden Preschool Early Learning Centre	5,250	Peasley Co Pty Ltd	7,875
ODVI Early Learning Centre Pty Ltd	3,750	Pebbles Early Learning Centre Pty Ltd	6,750
Old Bar Beach Child Care & Early Learning Centre	10,125	Pebbly Beach Early Learning Centre Little Beaver Preschool	6,750
On Your Marks Childcare Pty Ltd	2,625	Penrith Christian School	9,000
One Sheep Two Sheep Pty Ltd	9,000	Penrith City Council	122,625
One Tree Community Services Inc	19,875	Perez Family Trust	7,125
Only About Children Pty Ltd	315,375	Perfect Angels Pty Ltd	12,750
Only Education Pty Ltd	6,750	Peter Rabbit Child Care Centre Pty Ltd	6,375
Oran Park Montessori Academy Pty Ltd	12,750	Petit Early Learning Journey Pty Ltd	9,750
Orange Blossom Early Learning Pty Ltd	10,875	Pine Street Kindergarten	3,375
Orange City Council	19,500	Pinjarra Children Services Pty Ltd	6,375
Organic Seedlings Education Pty Ltd	4,125	Pioneer Road Long Day Care Centre Pty Ltd	13,125
Origin Kindergartens Pty Ltd	5,250	Pipeclay Ridge Pty Ltd	33,750

Organisation	Amount (\$)	Organisation	Amount (\$)
Pippies Early Childhood Centre	10,125	RAD Investments Pty Ltd	3,000
PK Concepts Pty Ltd	10,500	Raffles Campus (Australia) Pty Ltd	11,250
Planet Kindy	6,375	Railway Parade Early Learning Pty Ltd	6,375
Planetwork Pty Ltd	7,875	Rainbow Hut Early Learning Centre	3,375
Platinum Pre School Pty Ltd	8,250	Rainbow Paradise Preschool Childhood Development And Education Long Day Care Centre Pty Ltd	1,875
Play Learn & Grow Early Education Centre Pty Ltd	9,750	Rainbow St Child Care Centre Inc	7,125
Playmates Cottage Child Care Dubbo Inc	9,000	Rainbow Village Childcare Centre Pty Ltd	750
PMK Early Education Pty Ltd	6,000	Rainforest Early Learning Centre	3,375
Poka Dot Kids Pty Ltd	15,000	Ra-Maat Services Pty Ltd	3,375
Poppins Bush School Pty Ltd	11,250	Ramsay Bourne Acquisitions (No.2) Pty Ltd	14,625
Poppi's Child Care Pty Ltd	8,625	Randhawa Associates Pty Ltd	2,250
Possum Magic Cottage Pty Ltd	4,500	Randwick City Council	3,000
Possums Cnr Child Care Centre Inc	11,625	Randwick Open Care for Kids Inc	2,625
Possums' Den Coffs Harbour Inc	2,250	Rarm Pty Ltd	22,125
Possums Early Learning Centre Inc	4,500	Ravese Pty Ltd	116,625
POW Place Community Child Care Centre Ltd	6,000	Raymond Terrace Community Preschool Inc	3,000
Precious Momentz Pty Ltd	7,500	Raymond Terrace Early Education Centre Inc	6,000
Pre-Kinder academy	7,125	Rebman Pty Ltd	3,000
Presbyterian Social Services	10,875	Red Apple Learning Pty Ltd	11,625
Pringle Family Trust	4,125	Red Sheep Blue Sheep Pty Ltd	5,625
Prolific Holdings Pty Ltd	3,000	Revesby Workers' Club Ltd	12,750
Promising Education Pty Ltd	9,375	Reymish Pty Ltd	2,250
Puggles School Of Early Learning Pty Ltd	6,000	Rhonda Susan Humphry Pty Ltd	9,750
Pulse (Pacific) Pty Ltd	15,375	RHT Group Pty Ltd	4,125
Punky Doodle Corners Pty Ltd	11,250	Richard And Tracey Tuke Family Trust	4,875
Quality Child Care Pty Ltd	9,750	Richmond Valley Care-Ring Association Inc	3,000
Queens And Jokers Unit Trust Trading As Thinkersinq	8,250	Ricki & Chan Pty Ltd	6,750
R&J Services Pty Ltd	3,375	Rise Early Learning Pty Ltd	27,750
Raatu Pty Ltd	9,000		

Organisation	Amount (\$)	Organisation	Amount (\$)
Riverwood Community Centre Ltd	2,250	Sanmig Pty Ltd	10,875
Rizmike Pty Ltd	4,125	Santa Sabina College Ltd	7,500
Roberts Park Early Learning Centre Pty Ltd	5,625	Sarani Pty Ltd	1,125
Robertson Street Kindy	8,625	Sas Jain Pty Ltd	3,375
Robyn Taylor Child Development & Education Centres Pty Ltd	6,000	Saz Childcare Services Pty Ltd	5,625
Rogael Enterprises Pty Ltd	1,500	SCFB Pty Ltd	11,625
Rogers & Lewis Pty Ltd	2,250	Scoje Pty Ltd	15,000
Rose Cottage Childcare Pty Ltd	4,875	Scribbles Kindy Preschool and Long Day Care Centre	6,750
Rosegum ELC Pty Ltd	6,375	Scribblez Pre-School & Long Day Care Centre Pty Ltd	15,750
Rose-Hill Montessori Kindergarten Pty Ltd	8,250	Scylla Holdings Pty Ltd	4,500
Rosey Pot Kindy Pty Ltd	3,750	SDN Children's Services	139,125
Rossing Pty Ltd	4,125	Seaside Holdings Pty Ltd	5,250
Rotastar Education Pty Ltd	6,375	Sefnet Pty Ltd	20,250
Rouse Hill Preschool Kindergarten Pty Ltd	17,250	Sella Childcare Centre Pty Ltd	4,500
Roxela Pty Ltd	6,750	Selpm Pty Ltd	14,625
Roxento Pty Ltd	12,750	Senses Childcare Pty Ltd	6,375
Royal Society for the Welfare of Mothers & Babies	3,375	Sensory Cove Developments Pty Ltd	11,625
Rozario Six Pty Ltd	2,625	Sera Direct Pty Ltd	12,375
Ruse Child Care Centre Pty Ltd	10,125	Seventh-day Adventist Schools (Greater Sydney) Ltd	6,750
Rutherford Playtime Pre-School	6,750	Seventh-day Adventist Schools (North New South Wales) Ltd	7,500
S & M Samuel Pty Ltd	4,500	SH Childcare Group Pty Ltd	9,375
S & S Australia Investments Pty Ltd	1,875	Shamsabad Trust	3,750
S & S Kindergarten Pty Ltd	7,875	Sharhpen Pty Ltd	7,125
Sabro Pty Ltd	6,375	SHARSO Pty Ltd	6,000
Saint George JMM Child Care Pty Ltd	3,750	Shaw Street Children's Centre Inc	6,000
Salamander Bay Child Care Centre Inc	9,750	Sheahan Pty Ltd	14,625
Samaritans Foundation Diocese of Newcastle	9,000	Shelly Tots Child Care	5,625
Sanctuary Early Learning Centre Pty Ltd	12,000	Shepherd Early Learning Centre Pty Ltd	9,375

Organisation	Amount (\$)	Organisation	Amount (\$)
Shepherd Early Learning Centre St Nicholas Pty Ltd	16,125	South Eastern Sydney Local Health District	4,875
Shepherds Bay Montessori Academy Pty Ltd	12,750	South Western Sydney Local Health District	3,750
Shine Preschool Pty Ltd	8,250	Southern Cross University	7,125
Shining Stars Childcare Centre Pty Ltd	6,750	Sparke & Golby	4,125
Shiny Star Early Education Center Hurstville	4,875	Sprint Plumbing Pty Ltd	5,250
Shivshlok Services Pty Ltd	6,375	Sprout Early Learning Centre Pty Ltd	13,875
Shorlinde Pty Ltd	6,750	Sprout ELC Wamberal Pty Ltd	17,625
Sigrigs Pty Ltd	6,000	Squiggles & Giggles Early Learning Childcare Centre Pty Ltd	7,875
Singleton Council	7,500	SR Trust	9,375
Siron Investments Pty Ltd	6,750	SSPS Urunga Pty Ltd	3,750
Sissa Pty Ltd	6,375	St Agnes' Assist	24,375
SK Alliance Pty Ltd	37,125	St Andrews ELC Pty Ltd	7,500
SKC Childcare Pty Ltd	4,125	St Anthony's Family Care	8,250
SMAA Childcare Pty Ltd	4,875	St Barsoum Pty Ltd	9,000
Small World Pty Ltd	9,375	St Columba Anglican School Council Inc	15,375
Smart Potatoes Pty Ltd	1,125	St Faith's Anglican Church of Australia Narrabeen	6,750
Smarties Early Learning Centre Pty Ltd	4,125	St George Childcare Centre Pty Ltd	4,500
Smartkids Learning Pty Ltd	4,125	St George Long Day Care Pty Ltd	32,625
Smiley Bees Childcare & Pre-School Pty Ltd	8,250	St Joseph Pre-School Pty Ltd	7,875
SMN Pty Ltd	22,125	St Jude's Early Learning Inc	5,625
SMP Shehata Pty Ltd	3,375	St Marks Child Care Centre Oakhurst Inc	5,250
Snow Bells Pty Ltd	4,125	St Mary & Angels Pty Ltd	4,875
Snowy Mountains Care and Early Learning Centre Inc	5,625	St Mary & Pop Shenouda Pty Ltd	5,250
Snowy Mountains Grammar School	7,875	St Mary and St Mark Pty Ltd	11,250
Snowy Valleys Council	9,750	St Mary Early Learning Centre	1,500
Snugglepot Day Care Centre Inc	6,750	St Mary's Child Care Centre Ltd	6,375
Soni & Robin Pty Ltd	4,125	St Mary's Child Care Centre	6,750
Sought After Investments Pty Ltd	80,250	St Nics' Christian Preschool Inc	4,875
		St Paul & St Anthony Child Care Centre Pty Ltd	4,875

Organisation	Amount (\$)	Organisation	Amount (\$)
St Paul's Lutheran Kindergarten Inc	3,000	Sunshine Kindy, Early Years Learning & Care Centre	4,125
St Philip's Christian Education Foundation Ltd	34,125	Surry Hills Neighbourhood Centre Inc	3,000
St Stephens Children's Centre Inc	4,125	Sustainable Play Pty Ltd	10,875
St. Anthony's Child Care Centre	3,000	Sutherland Child Care Centre Pty Ltd	5,625
St. Wannas Education Pty Ltd	7,500	Sutherland Shire Council	91,875
Star Academy Kids Belfield Pty Ltd	5,250	Sweetpeas Group Pty Ltd	3,750
Step Ahead Child Care Centre Pty Ltd	21,750	Sydney Catholic Early Childhood Services Ltd	30,750
Step By Step Pre School and Long Day Care Centre	6,375	Sydney Childcare Collective Pty Ltd	1,500
Stepping Stones Childcare Centre Dubbo Pty Ltd	10,125	Sydney Childcare Group Pty Ltd	375
Stepping Stones Kindergarten Pty Ltd	10,500	Sydney Childcare Pty Ltd	2,625
Stepping Stones Pre-School & Long Day Care Centre Pty Ltd	9,375	Sydney Montessori School Ltd	6,375
Sticks & Stones Early Learning Centre Pty Ltd	11,250	Sylvanvale Ltd	6,750
Story House Early Learning NO 1 Pty Ltd	22,875	T & C Domingo Pty Ltd	4,500
Story House Early Learning NO 16 Pty Ltd	9,000	T & K Jones Investments Pty Ltd	8,250
Story House Early Learning NO 19 Pty Ltd	16,125	T & K White Pty Ltd	11,250
Story House Early Learning NO 21 Pty Ltd	12,000	Tadros Group Pty Ltd	6,375
Story House Early Learning NO 28 Pty Ltd	8,250	TAFE NSW	41,625
Strathfield One Stop Child Care Service Inc	10,500	Tamosani Pty Ltd	4,125
Stringybark Day Care Centre	4,125	Tamworth Baptist Church Child Care Services Ltd	8,625
STS Education Pty Ltd	5,625	Tancin Family Trust	3,375
Sturt Street Early Learning Pty Ltd	15,375	Tarshaun Pty Ltd	10,500
Styles Street Children's Community Long Day Care Centre Inc	11,250	Tasman Park Children's Centre Pty Ltd	6,375
Subway Brookvale Pty Ltd	8,250	Tattle Tales Preschool Pty Ltd	3,375
Sun Family Management Pty Ltd	5,250	Teddy Bears Kindergarten Pty Ltd	6,750
Sun Family Management Two Pty Ltd	7,500	Teddy Star Pty Ltd	4,125
Sunnen Pty Ltd	3,375	Teddy Tammy's Childcare Pty Ltd	1,500
Sunshine Education Group Pty Ltd	3,750	Teenie Weenies Pty Ltd	9,000
		Tempe CCC Pty Ltd	4,125
		Ten Ann Pty Ltd	8,625
		Tenterfield Child Care Centre Inc	3,375

Organisation	Amount (\$)	Organisation	Amount (\$)
Terry Street Kids Pty Ltd	7,500	The Hills Shire Council	30,750
Tessa Bell Pty Ltd	14,625	The Hub: Preschool & Early Education Academy Pty Ltd	56,625
Tharawal Aboriginal Corporation	9,375	The Illawarra Grammar School	6,375
That Little Kindy Pty Ltd	4,875	The International Grammar School Sydney Ltd	8,250
The Alphabet Academy Pty Ltd	7,875	The Junction Kindy Pty Ltd	7,500
The Alphabet Academy Sydney Pty Ltd	8,250	The Kids Sports Club Pty Ltd	10,125
The Aram Company Pty Ltd	3,375	The Learning Jungle Pty Ltd	19,500
The Association for Christian Education of Blacktown Ltd	7,125	The Little Church Pty Ltd	14,250
The Big Treehouse Pty Ltd	4,875	The Little Unicorn Charlestown Pty Ltd	9,000
The Blue Mountains Waldorf School Ltd	6,000	The Little Unicorn On Honeysuckle Pty Ltd	6,000
The Boumansour Family Trust	7,500	The Little Wise Monkeys Pty Ltd	3,750
The Chapel Early Education	2,250	The Montessori Preschool & LDC of Sydney Pty Ltd	10,875
The Children's Preschool Pty Ltd	3,000	The Mt Ousley Preschool Kindergarten	4,875
The Cottage ELC Pty Ltd	5,625	The Nepean District Christian Education Association Ltd	2,625
The Council of the City of Sydney	6,750	The Outback Mobile Resource Unit Inc	375
The Discovery House Long Day Care	4,875	The Rainbow Children's Centre Inc	6,750
The Early Learning Hub Pty Ltd	33,000	The Ridge Preschool & Childcare Centre Pty Ltd	4,500
The Familyworks Pty Ltd	6,375	The Royal Alexandra Hospital for Children	4,500
The First Steps Learning Company Pty Ltd	9,750	The Rozelle Child Care Centre Ltd	5,625
The Frogs Lodge Pty Ltd	3,375	The Rumpus Room Children's Centres Pty Ltd	57,375
The Gorrie Family Trust	9,375	The Trangie Preschool Kindergarten Association Ltd	3,750
The Grace Child Care Centre Inc	3,000	The Trustee for 2Nd Edge Unit Trust	8,250
The Greek Orthodox Community of NSW Ltd	5,625	The Trustee for 9th Edge Unit Trust	11,625
The Grove Academy - Bexley Pty Ltd	16,875	The Trustee for A & E Fanous Family Trust	6,750
The Grove Academy - Edmondson Pty Ltd	13,125	The Trustee for A And R Benjamin Trust	13,125
The Grove Academy - Mt Annan Pty Ltd	16,875	The Trustee For A Guiding Hand Family Trust	7,500
The Grove Academy - Wollongong Pty Ltd	33,750		
The Heights Pre-School Centre Pty Ltd	7,875		
The Hills Grammar School	9,750		
The Hills Pre School Pty Ltd	5,250		

Organisation	Amount (\$)	Organisation	Amount (\$)
The Trustee for A&M Peronace Family Trust	3,750	The Trustee for Beverly Hills Kindy Care Unit Trust	4,500
The Trustee for AARBIN Family Trust	15,000	The Trustee for Bilambil Kids Unit Trust	8,250
The Trustee for Abbey Family Trust	4,125	The Trustee for Billy Kids Pymble Unit Trust	9,375
The Trustee for Ac Mascari Family Trust	6,375	The Trustee for Biyik Discretionary Trust	5,625
The Trustee for Acorn Early Learning Centre	6,750	The Trustee for BMA Abbotsbury Unit Trust	6,750
The Trustee for Agresti Family Trust	8,250	The Trustee for BMA Menai Unit Trust	11,625
The Trustee for Alren Family Trust	3,750	The Trustee for BMA South Nowra Unit Trust	15,000
The Trustee for Appleseed Childcare Trust	5,625	The Trustee for BMA Waterside Unit Trust	10,125
The Trustee for AR Business Management Trust	7,500	The Trustee for Brentwood Property Unit Trust	15,750
The Trustee for Aspinall & Pupovac Family Trust	3,375	The Trustee for Bright Little Stars No.2 Trust	375
The Trustee for Auburn Montessori Academy Trust	11,625	The Trustee for Bright Little Stars Trust	1,125
The Trustee for Azer Family Trust	4,500	The Trustee for Bright Minds Academy Unit Trust	15,375
The Trustee for Badran Trust	3,750	The Trustee for Bsak Unit Trust	7,500
The Trustee for BAGH DISCRETIONARY TRUST	3,000	The Trustee for Burwood ELC Unit Trust	13,125
The Trustee for Bak Family Trust	4,500	The Trustee for Campbell Sharman Family Trust	5,625
The Trustee for Bambini Of Lilyfield Trust	7,125	The Trustee for Casuarina Kool Kids Trust	9,000
The Trustee for Bambini Unit Trust	7,875	The Trustee for Ch Family Trust	1,875
The Trustee for Banora Finlayson Family Trust	10,875	The Trustee for Chatham House Early Learning Trust	6,375
The Trustee for Barratt Family Trust	12,000	The Trustee for Clown Town Rosehill Unit Trust	32,250
The Trustee for Bateman Preschool Unit Trust	6,375	The Trustee for Collaroy Plateau Preschool Unit Trust	6,375
The Trustee for Benjamin Concept Trust	10,500	The Trustee for Confoy Investment Trust	4,875
The Trustee for Benjamin Education Trust	10,500	The trustee for Creative Kiddies Trust	18,000
The Trustee For Benjamin Partners Trust	13,125	The Trustee for Creekside Kids Trust	7,125
The Trustee for Berry Patch Preschool Kellyville Ridge Unit Trust	12,750	The Trustee for Cubby College Child Care Unit Trust	4,500
The Trustee for Berry Patch Preschool Unit Trust	19,875		

Organisation	Amount (\$)	Organisation	Amount (\$)
The Trustee for Dayamaze Family Trust	2,250	The Trustee for GS Investment Trust	4,875
The Trustee for Dennis Street Early Childhood & Learning Centre	4,125	The Trustee for Hanna Family Trust	2,250
The Trustee for Discovery Early Education Trust	10,500	The Trustee for Hanney Family Trust	12,000
The Trustee for Don Turner Earthworks Trust	4,875	The Trustee for Helwani Family Trust	5,250
The Trustee for Donohoe Kids Trust	10,500	The Trustee for Hillman Family Trust	3,750
The Trustee for DSEL Trust	6,000	The Trustee for IIE Unit Trust	17,625
The Trustee for E & S Bridger Family Trust	3,000	The Trustee for Imagine Education Early Learning Centres No. 26 Unit Trust	8,625
The Trustee for EDREES TRUST	13,125	The Trustee for Imagine Education Early Learning Centres No. 4 Unit Trust	17,625
The Trustee for Elhelou Family Trust	6,750	The Trustee for Imagine Education Early Learning Centres No. 5 Unit Trust	12,375
The Trustee for Elliott Schasser Unit Trust	4,500	The Trustee for Imagine Education Early Learning Centres No. 9 Unit Trust	17,625
The Trustee for Elouera Education Unit Trust	1,500	The Trustee for Imagine Education Early Learning Centres Orange Unit Trust	12,000
The Trustee for ESB Investment Trust	5,625	The trustee for Inner West Easy Living Discretionary Trust	9,000
The Trustee for Faux Holdings Family Trust	15,375	The Trustee for Insight Early Learning Moama Unit Trust	7,125
The Trustee for Fernandes Family Trust	6,375	The Trustee for Jack & Jill Family Trust	10,125
The Trustee for First Friends Unit Trust	5,250	The Trustee for JBO Family Trust	14,625
The Trustee for Five Dock ELC Unit Trust	25,500	The Trustee for Jesant Unit Trust	3,000
The Trustee for Freckles CC Loftus Trust	6,375	The Trustee for Jett Family Trust	16,500
The Trustee for Fredman Family Trust	5,250	The Trustee for Jetz Business Trust	12,375
The Trustee for Future ELC Unit Trust	5,625	The Trustee for JJ MEK Family Trust	8,625
The Trustee for Future Stars Children Investment Trust	8,250	The Trustee for Jos Trust	13,500
The Trustee for G and A Group Trust	23,250	The Trustee for Joshie Family Trust	2,625
The Trustee for Giant Nest Unit Trust	10,875	The Trustee for K & L Kumulia Family Trust	7,875
The Trustee for Giggs and Learn Trust	34,500	The Trustee for Keen Kiddies Trust	10,125
The Trustee for Gordi MJJ Trust	10,125	The Trustee for Kensington Castle Operating Trust	14,625
The Trustee for Gorman Trust	17,625	The Trustee for Khalil Bazzi ATF The Bazzi Family Trust	5,625
The Trustee for Grandma Rosie's Childcare Centre Dapto Trust	39,000		
The Trustee for Green Gables Trust	8,625		

Organisation	Amount (\$)
The Trustee for Kiddies Hut Unit Trust	6,000
The Trustee for Kiddiwinks Bligh Park Unit Trust	17,250
The Trustee for Kiddiwinks Eastern Creek Unit Trust	19,125
The Trustee for Kin Educare Unit Trust	16,500
The Trustee for Kinda Kapers Family Trust	14,250
The Trustee for Kinderland Academy Trust	5,250
The Trustee for Kinderroos Trust	22,500
The Trustee for Kindy Kare Family Trust	7,875
The Trustee for Kindy Kollege Unit Trust	16,875
The Trustee for Kool Kids Casuarina 2 Trust	8,625
The Trustee for Kool Kids Mullumbimby Child Care Trust	4,875
The Trustee for Kool Kids Ocean Shores Child Care Unit Trust	4,125
The Trustee for Kool Kids The Hive Trust	6,750
The Trustee for L&L Syndicate No.3 Unit Trust	9,000
The Trustee for Lajdes Family Trust	5,250
The Trustee for Lamb Family Trust	4,500
The Trustee for Lane Cove CCC Unit Trust	4,125
The Trustee for Laros Family Trust	6,000
The Trustee for Learning Blocks C C C	17,625
The Trustee for Little Beginnings Learning Centres Unit Trust	80,625
The Trustee for Little Feet Early Learning and Childcare Trust	5,625
The Trustee for Little Land Australia Trust	12,000
The Trustee for Little Miracle (Point Clare) Trust	19,125
The Trustee for Little Miracles (Caringbah) Trust	41,250
The Trustee for Little School Trust	11,625

Organisation	Amount (\$)
The Trustee for Little Souls Early Learning Centre Trust	5,625
The Trustee for Little Troopers Childcare Ashbury	3,750
The Trustee for Liv 2 Learn Unit Trust	5,625
The Trustee for Love Child Education Unit Trust	25,875
The Trustee for Love U Education Trust	4,125
The Trustee for LZ Ryde Trust	14,250
The Trustee for M & H Obeid Family Trust	3,375
The Trustee for M & J Draybi Family Trust	14,625
The Trustee for M & S Gergis Family Trust	3,750
The Trustee for M&N Blakehurst Trust	4,875
The Trustee for M&N Family Trust	5,625
The Trustee for Macarthur ELC Unit Trust	12,750
The Trustee for Maudsland CC	4,500
The Trustee for MBM Family Trust	14,250
The Trustee for Mexon Family Trust	5,625
The Trustee for MI Kids Northern Beaches Trust	7,500
The Trustee for Midson Road Trust	10,125
The Trustee for Mikhail Family Trust	14,625
The Trustee for MMKB Family Trust	17,250
The Trustee for Modcare Trust	12,375
The Trustee for Montessori Junior Trust	4,500
The Trustee for Moratidis Family Trust	2,625
The Trustee for Morety Unit Trust	19,875
The Trustee for Mother of Light Unit Trust	6,000
The Trustee for Nagi & Shrin Family Trust	3,375
The Trustee for Nagpal Family (two) Trust	27,000
The Trustee for Naremburn Early Learning Centre Unit Trust	6,000
The Trustee for Nawar Family Trust	7,875

Organisation	Amount (\$)
The Trustee for NB Trust	3,375
The Trustee for Nelson Family Trust	9,750
The Trustee for Niadm Family Trust	3,000
The Trustee for North Epping Early Learning Unit Trust	7,500
The Trustee for North Ryde Child Care Trust	11,625
The Trustee for Northmead Kindergarten Trust	1,875
The Trustee for NSW Academy of Early Learning Trust	9,375
The Trustee for Obeid Family Trust	6,750
The Trustee for ODVI ELC Hills Trust	1,125
The Trustee for Orchard ELC Unit Trust	24,750
The Trustee for Outshine Trust NO 2	13,500
The Trustee for Owl & Pussycat Preschool Warringah Trust	4,875
The Trustee for Oz Education Boambee East Trust	12,750
The Trustee for Oz Education Fairfield Trust	8,250
The Trustee for Oz Education Homebush Trust	6,375
The Trustee for Oz Education Lake Cathie Trust	8,250
The Trustee for Oz Education Lidcombe Trust	16,125
The Trustee for Oz Education Tuggerah Trust	17,250
The Trustee for Paisley Park ELC (No.5) Unit Trust	27,375
The Trustee for Pankhurst Family Trust	11,250
The trustee for Pascoe Family Trust	3,375
The Trustee for Paull Family Trust	9,750
The Trustee for Pearls Of Wisdom Early Learning Centre ATF Fahrin & Hasan Family Trust	10,875

Organisation	Amount (\$)
The Trustee for Penrith Montessori Academy Trust	10,125
The Trustee for Peppercorn CCC Family Trust	8,625
The Trustee for Play Park Early Learning Centre Trust	3,000
The Trustee for Playbright Family Trust	10,500
The Trustee for Pls National (North Strathfield) Trust	15,750
The Trustee for PLS National Trust	1,875
The Trustee for Raymond Terrace Child Care Trust	16,125
The Trustee for Reads Childcare And Preschool Unit Trust	19,125
The Trustee for Robinson Family Trust	6,750
The Trustee for Rockrajah Unit Trust	3,000
The Trustee for Ross-Clark Family Trust	6,375
The Trustee for RSJZ Trust	8,625
The Trustee for S & N Clayton Family Trust	8,625
The Trustee for Saint Paula Unit Trust	9,000
The Trustee for Samsala Holdings Trust	4,125
The Trustee for Sandcastles Freshwater Trust	7,500
The Trustee for Sandy Beach Child Care Trust	5,625
The Trustee for Sardana and Nagpal Family Trust	7,500
The Trustee for SGCC Unit Trust	52,500
The Trustee for Shah Family Trust	4,875
The Trustee for Sheehan Care Trust	23,625
The Trustee for Shehata Family Trust No2	1,875
The Trustee for Slater Family Trust	2,250
The Trustee for Spotted Frog Unit Trust	9,750
The Trustee for Stanwell Park Preschool Trust	9,000

Organisation	Amount (\$)
The Trustee for Stipanovic Family Trust	6,375
The Trustee for Sunshine Kiddies Early Learning Centre Unit Trust	5,625
The Trustee for Talooa Trust	5,625
The Trustee for Tancin Family Trust No.2	4,500
The Trustee for The APR Business Trust	2,250
The Trustee for The APW Business Trust	6,375
The Trustee for The Ballykin At Scotts Kirk Unit Trust	17,625
The Trustee for The Barnes Family Trust	7,125
The Trustee for The Beach Erina Unit Trust	9,000
The Trustee for The Beach Kincumber Unit Trust	6,750
The Trustee for The Beach Tuggerah Unit Trust	8,625
The Trustee for The Beecroft Buddies Childcare Centre Trust	6,750
The Trustee for The Benjamins Trust	6,375
The Trustee for the Bentley Collier Family Trust	7,500
The Trustee for The Blueys Treehouse Avalon Trust	7,500
The Trustee for The Cambrai Ave Unit Trust	6,375
The Trustee for The Childcare Unit Trust	8,250
The Trustee for The Clear Family Trust	6,000
The Trustee for The Cooper Family Trust	4,875
The Trustee for The De Sylva Family Trust	8,625
The Trustee for the ES Dabbagh Family Trust	2,625
The Trustee for The GEH Family Trust	5,625
The Trustee for The Grace Early Learning Trust	13,875
The Trustee for The Harb Family Trust	48,375
The Trustee for The Inaspace Trust	5,625

Organisation	Amount (\$)
The Trustee for The J & D Abraham Discretionary Trust	23,625
The Trustee for The J & J Sarkis Family Trust	27,375
The Trustee for The Karimbla Unit Trust	11,625
The Trustee for The Kassira Family Trust	6,375
The Trustee for The KEMP Khella Trust	5,625
The Trustee for The Leeward Family Trust	16,875
The Trustee for the Little Kids (Penrith) Child Care Unit Trust	4,875
"The Trustee for The Little Ones Early Learning Centre"	6,750
The Trustee for The Little Village Trust	8,625
The Trustee for The Malek Trust	6,000
The Trustee for The Mansour Family Trust	12,000
The Trustee for The Mellino Family Trust	6,000
The Trustee for The Mota-Smith Family Trust	3,000
The Trustee for The Neyabotha Trust	13,875
The Trustee for The Norton Family Trust	6,375
The Trustee for The Parrish Family Trust	3,000
The Trustee for The Peeps Trust	8,250
The Trustee for The Peter Summers Trading Trust	2,625
The Trustee for The Petty Cash Unit Trust	11,250
The Trustee for The Pine Academy Family Trust	11,625
The Trustee for the PJ & NL Gray Family Trust	6,750
The Trustee for The RE Family Trust	6,000
The Trustee for The Real Hope Trust	8,250
The Trustee for the S & I Trust	13,125
The trustee for The S & T Trust	7,875
The Trustee for The Saint Kyrollos Family Trust	3,750

Organisation	Amount (\$)
The Trustee for The Scaife Family Trust	19,500
The Trustee for The Shehata Family Trust	9,000
The Trustee for The Wade Family Trust	13,875
The Trustee for The Zaksaw 14 Trust	6,750
The Trustee for Thorpe Family Trust	4,500
The Trustee for Tillys Play & Education Centre Trust	100,125
The Trustee for Tomar Family Trust	4,125
The Trustee for Toybox Trust	1,875
The Trustee for Traub Family Trust	7,500
The Trustee for TSEL Trust	10,875
The Trustee for Twins Together Unit Trust	10,125
The Trustee for Wandeen Trust	15,750
The Trustee for Waterloo CCC Unit Trust	5,250
The Trustee for WCWD Discretionary Trust	23,625
The Trustee for Whitton Family Trust	12,000
The Trustee for Wiggles and Giggles Family Trust	3,375
The Trustee for Wiggles And Giggles Quakers Hill Family Trust	11,250
The Trustee for Willow Cottage Trust	8,250
The Trustee for Willowbee 2 Unit Trust	6,750
The Trustee for Willy Wagtails Unit Trust	10,875
The Trustee for Worthington Family Trust	11,250
The Trustee for YCW Childcare Trust	5,625
The Trustee for Zaksaw 2 Unit Trust	10,875
The Trustee for Zaksaw 4 Unit Trust	12,750
The Trustee for Zaksaw 7 Trust	14,250
The Trustee for Zaksaw 9 Trust	7,125
The Trustee for Zaksaw Trust	10,875
The Trustees of the Sisters of the Order of St Basil The Great	2,250

Organisation	Amount (\$)
Theaslea Pty Ltd	7,125
Think Childcare Services Pty Ltd	39,375
Thirlmere Education and Care Pty Ltd	4,125
Thirlmere Pegasus Early Education Centre Pty Ltd	18,750
Thirroul Pre-School Centre	9,375
THPF Kermani Pty Ltd	7,875
Thredbo Early Childhood Centre Inc	1,500
Three Little Pigs Pty Ltd	6,750
Three Little Tigers Pty Ltd	4,500
Thrive Early Learning Centres Pty Ltd	40,125
Thrive Early Learning Pty Ltd	49,125
Thriving Darlings Early Learning Academy	4,125
Tick-Tock Services Pty Ltd	38,625
Tillys Play & Development Pty Ltd	40,125
Tiny Feet Pty Ltd	4,500
Tiny Scholars Pty Ltd	4,500
Tiny-Tots Learning Pty Ltd	5,625
To Be 0-6 Pty Ltd	24,000
Tocumwal Preschool Kindergarten Association Inc	1,125
Toddlers Palace Kindergarten Pty Ltd	4,875
Tom Thumb Kindergarten Pty Ltd	6,375
Tonyspharm Pty Ltd	6,000
Toodle Pip Pty Ltd	9,750
Toongabbie Montessori Academy Pty Ltd	9,000
Toram Pty Ltd	5,625
Toronto Community Child Care Centre Inc	9,750
Toronto Early Learning Centre Pty Ltd	12,000
Total Care Platform Pty Ltd	4,125
Totsafe Pty Ltd	18,750
Tottenham Preschool Kindergarten Association Inc	750

Organisation	Amount (\$)
Town and Country Children's Centre	6,375
Towradgi Long Day Care Centre & Kindergarten	9,000
Towri Aboriginal Corporation	3,750
Toyoor Al Jannah Pty Ltd	31,875
Toys & Tots Pre-School Pty Ltd	3,375
Treetops @ Kirrawee Pty Ltd	4,125
Tren Trading Pty Ltd	15,375
Trikki Kidz Pty Ltd	5,625
Trinity Academy Pty Ltd	8,625
Trinity Childcare Pty Ltd	4,500
Trinity Early Learning Centre Pty Ltd	4,125
Triple Ta Pty Ltd	3,000
Tripoli And Mena Association Ltd	4,500
Trundle Children's Centre Inc	1,500
Trustee for G&G Family Trust 2	5,250
Trustees Of The Jesuit Fathers Roman Catholic Communities Lands Act NSW	9,000
Trustees Of The Roman Catholic Church Diocese Of Lismore	24,000
Trustees of the Roman Catholic Church for the Diocese of Maitland-Newcastle	160,125
Tumut Kindy Early Learning Centre Pty Ltd	7,125
Tuross Little Lambs Preschool	3,750
Turramurra Montessori Academy Pty Ltd	7,500
Tustin Investment Trust No. 2	11,625
Twinkle Child Care Centre Pty Ltd	4,125
Twinkle Tots Cottage Pty Ltd	1,500
Twinklestar Childcare Pty Ltd	11,625
Twiti Pty Ltd	14,625
U@MQ Ltd	34,875
Ulladulla Children's Centre Inc	5,250

Organisation	Amount (\$)
Under Sixes Pty Ltd	8,625
Uniting (NSW.ACT)	125,250
Unity Juniors Pty Ltd	10,875
University of New England	8,625
UOW Pulse Ltd	38,250
Upper Hunter Shire Council	8,625
UTS Child Care Inc	16,500
UWS Early Learning Ltd	52,125
V2 Education Pty Ltd	6,750
Valascorp Pty Ltd	9,000
Valdaena Pty Ltd	9,000
Vam Business Trust	19,500
Vantage Education Pty Ltd	15,000
Vaucluse Little School	2,625
Victoria Park Montessori Academy Pty Ltd	11,625
Voyage Education Pty Ltd	4,875
W. C & S Childcare Pty Ltd	3,750
Wagga Wagga Christian College	3,000
Walgett Preschool Kindergarten Inc	1,500
Wampam Pty Ltd	4,125
Wao Pty Ltd	5,250
Waratah Early Learning Centre Pty Ltd	27,375
Warda Enterprises Pty Ltd	6,375
Warners Bay Early Learning And Care Centre Inc	9,375
Warragamba Silverdale Neighbourhood Centre Inc	2,625
Warrumbungle Shire Council	3,375
Waterwood Group Pty Ltd	750
Wattle Children Services Pty Ltd	4,500
Wavebond Pty Ltd	9,375
Waverley Council	28,875

Organisation	Amount (\$)
Wee Care Education Pty Ltd	10,500
Wee Watch Pty Ltd	4,125
Wee Wonders Childcare Centre	2,625
Weldon Children's Services	6,375
Well Balanced People Pty Ltd	4,500
Wentworth District Preschool Playcentre Inc	3,000
West Hoxton Childcare Pty Ltd	5,250
West Pennant Hills Child Care Centre Pty Ltd	22,500
Western Future Group Pty Ltd	7,125
Western Sydney Local Health District	15,375
Wetherill Park Pre School Pty Ltd	6,750
Whiz Kidz Early Learning Centre Pty Ltd	16,875
Wholechild Early Learning Pty Ltd	18,375
Wilberforce Early Learning Centre Ltd	9,000
Willandra Road Pty Ltd	3,375
Willoughby City Council	8,250
Willoughby Community Pre School Inc	2,625
Wilson Family Trust	29,250
Winanga-Li ACFC	9,000
Windtone Pty Ltd	4,500
Winston Mall Children's Centre Inc	3,750
Wiradjuri Aboriginal Corporation Community and Child Care Centre	1,500
Wispsinn Pty Ltd	4,500
Wollongong Cottage Kindergarten	4,875
Wollongong West Early Learning Centre Pty Ltd	4,125
Woodlist Pty Ltd	7,125
Woodport Early Learning Centre Pty Ltd	9,000
Woodrising Natural Learning Centre Inc	9,375
Woodville Alliance Ltd	4,875

Organisation	Amount (\$)
Woolgoolga Child Care Centre Inc	7,875
Woy Woy Peninsula Community Childcare Co-Operative Society Ltd	4,125
WRSC Group Pty Ltd	15,750
Y & M Hanna Pty Ltd	5,250
Y & R Group (Aust) Pty Ltd	14,250
Yalbilliga Boori Day Care Centre Aboriginal Corporation	5,625
Yamba Elc Pty Ltd	32,250
Yarrunga Early Learning Centre Inc	5,625
Yawarra Community & Child Care Ltd	3,000
Yenu Allowah Aboriginal Corporation	4,125
Yide Investment And Management	7,875
YMCA Aquatic Education Ltd	11,625
YNM Investments Pty Ltd	3,375
Young Child Care Centre Inc	5,250
Youngies Care Centre Pty Ltd	7,125
Yoyo Co Pty Ltd	39,750
Yuyucuoglu Holdings Pty Ltd	7,500
YWCA Canberra	10,125
Z L Little Kids School	3,375
Z Square Pty Ltd	9,000
Zaksaw 5 Pty Ltd	4,875
Zinnath Corporation Pty Ltd	4,875
Zuhanah Pty Ltd	6,750
Total paid in 2023-24	23,456,625

¹The grant program has been reported in the department's annual report as the department managed the program, including determining eligible recipients and distributing payments. The department was reimbursed by the Childcare and Economic Opportunity Fund. As such, the grants are reported in the Childcare and Economic Opportunity Fund's financial statements for the year ended 30 June 2024 instead of the department's financial statements.



Sustainability

6

Our commitment to sustainability

We recognise the responsibility we have in making real and lasting change as we deliver quality education outcomes and help our school communities to thrive with our 5 sustainability priorities.

Since we launched [Our commitment to sustainability](#) in 2022, we have delivered a range of pilots and programs for each of our sustainability priorities. During 2023-24, our efforts were recognised for the commitment and excellence towards reducing resources and protecting our environment, including:

- Banksia Foundation NSW Minister's Young Climate Change Champion: Winner – Belltrees Public School; Finalists – Blacktown North Public School, Cowra Public School and Tarrawanna Public School.
- Sustainable Schools NSW School of the Year: Highly Commended – Quirindi Public School.
- Sustainable Schools NSW Teacher of the Year: Highly Commended – Aaron Parker, Macksville High School.

Priority 1: Unlock human potential

We empower each person with the health, wellbeing, confidence, creativity and resources to succeed.

During 2023-24, 264 schools completed their projects from the Sustainable Schools Grants program. Overall, the program awarded more than \$8.5 million in grants to 641 schools over 5 years to develop hands-on sustainability learning activities that save energy or water, reduce waste, or improve biodiversity.

Case study: Koorungal High School – Innovative ways to combat plastic waste

Koorungal High School students and staff were concerned with the amount of plastic waste around the school and wanted to take action to preserve, conserve and serve – aligned to the school's values.

The school set up plastic waste collection bins throughout the school and applied for the Sustainable Schools Grant with the support of the P&C community and local industry networks.

Koorungal High School used the grant to purchase a plastic granulator to break down larger volumes of plastic into smaller particles and they acquired a sheet press to heat and reform the granulated particles into sheets of plastic. Students applied their creativity and produced hanging pendant lamps, keyrings, mobile phone covers and wallets from the recycled plastic.



Koorungal High School's Precious Plastics project recycles bottle lids from the school's cafe into sheet plastic for students to transform into a range of products, including phone cases and pot plant holders.

Priority 2: Foster connections

Embed respect and caring for Country, nature, history, diversity and community.

During the year, 1,704 students from 29 schools participated and learned about the environmental and cultural benefits of planting native trees for Aboriginal and/or Torres Strait Islander peoples, urban cooling and biodiversity. The program is part of the department's approach to reduce heat stress and the urban heat island effect in school environments, with the biodiversity benefits of increased native species plantings.

A key action during 2023-24 was embedding the NSW Government Architect's Connecting with Country Framework in school planning and design – and embracing the Aboriginal philosophy that 'If we care for Country, Country will care for us'. Nangamay Public School's development at Mulgoa, the meeting place between the Darug and Gandangara Nations, was guided by these principles and the local Aboriginal community members were consulted on the design of the school's logo, the black swan featuring Mulgo. Aboriginal history, stories and emblems are integrated into the school buildings, signage and landscape design such as the planting of over 27,000 native Australian plants.

Priority 3: Act on climate change

Achieve net zero in operations by 2030

The *Climate Change (Net Zero Future) Act 2023* was passed in November 2023 and enshrines state-wide climate action to deliver net zero operations in NSW by 2050. We are developing a Net Zero in Operations Roadmap and we are assessing our operational emissions reduction strategies.

Rooftop solar energy generation is already helping to reduce our emissions. More than 1,500 NSW public schools have over 17 megawatts of solar energy systems installed – capable of generating energy to power over 3,000 homes and saving more than 17,000 tonnes of carbon emissions a year. During 2023-24, 18 public schools received solar and battery energy storage systems as part of the Smart Energy Schools Pilot project.

Renewable power is a key component of Green Star, the internationally-recognised rating system setting the standard for healthy, resilient, positive buildings and places. In 2023-24, 9 public schools received a Green Star rating of 4 stars or higher, with 2 schools achieving the highest 6 Star Green Star Design and As Built ratings. A further 110 school building projects have been registered for Green Star certification.

Case study – Building sustainably for future generations

We saw 2 new school building projects achieve the highest 6 Green Star rating: the new Edmondson Park Public School and the upgrades at Pendle Hill High School.

The new [Edmondson Park Public School](#) includes 44 teaching and learning spaces, 4 support classrooms, 2 preschool rooms, hall and covered outdoor learning area, library, administration and staff facilities, and landscaped outdoor and play areas.

The upgrades at [Pendle Hill High School](#) included 14 new learning spaces, 2 multimedia rooms, 4 flexible learning spaces, a new library, a lecture theatre, new staff and administration areas, landscaped outdoor learning spaces, and student amenities.



Aerial view of Edmondson Park Public School



Pendle Hill High School upgrade

Priority 4: Consume responsibly

Operate efficiently, design out waste and uphold high labour and environmental standards.

Our efforts to reduce waste continued through a partnership between the NSW Environment Protection Authority (EPA), School Infrastructure and our Environmental and Zoo Education Centres (EZEC), which delivered a pilot program to 21 schools to educate students about the impact of their waste on the environment. Actions included waste-free lunchboxes, in-classroom recycling and organics collections. Schools could reduce waste by up to 35% based on volume. The pilot has been extended to develop a comprehensive toolkit to eliminate food waste in schools.

We partnered with Sydney Water on its WaterFix Schools Sydney program to assess the top 100 water usage schools and recommend water-

efficient solutions. Reducing water consumption was also the focus of the Water Efficiency Program undertaken by the EZEC network and partnered with the Department of Planning and Environment. Both programs increased efficient water use awareness in schools.

Our progress in implementing resource efficiency measures is reported annually to the Office of Energy and Climate Change under the [NSW Government Resource Efficiency Policy](#).

Priority 5: Build resilience

We are equipping school communities to withstand and adapt to change.

A dashboard was developed to assess NSW public schools' climate exposure and vulnerability. The dashboard will inform ongoing activities and it will be complemented by a capability uplift program to increase sustainability knowledge and capacity across the department.

Workforce culture

Our department values

The department's values are the core of our identity and guide how we work and support our learners every day. Our values are embedded in Our Plan for NSW Public Education to deliver an exceptional public education system.

Recognition and awards

A new Recognition and Awards Framework was developed to improve the recognition experience at local and department-wide levels. The new framework is built on a unified approach to informal and formal recognition practices across the department's diverse workforce and provides a range of resources and opportunities to appreciate, acknowledge and award staff contributions and achievements.

From 2024, all staff can be nominated for categories in the Public Education Awards – formerly the Minister's and Secretary's Awards for Excellence for school staff and the Secretary's Awards for education support staff.

Nominations for the Public Education Awards opened in April 2024 to showcase and recognise exceptional work occurring every day across NSW public education – by schools, students, teachers, employees and parents. The award ceremony is held in August during Public Education Week.

Action from feedback

The Public Service Commission conducts the annual People Matter Employee Survey (PMES) across the NSW public sector. The survey measures employee engagement and offers staff the opportunity to share feedback on their work experiences and organisational culture.

The 2023 PMES identified 6 key focus areas for the department: wellbeing, workload, learning and development, recognition, inclusive work practices and supporting staff through change.

Our achievements in each focus area include:

Wellbeing: Launch of the Staff Wellbeing Strategy in January 2024. A toolkit to support school leaders in creating awareness on occupational violence was released as one of the first deliverables of the strategy.

Workload: The department reduced the number of changes introduced to schools, conducted the Policy and Procedural Review, and worked with schools to better understand their individual needs. We have also delivered increased administration support through the School Administration Improvement Program and improved online service delivery.

Learning and development: Accredited 308 professional learning courses, enhanced Digital PDP, Q+, and streamlined mandatory training by reducing content and removing duplication.

Recognition: Launched the department's Recognition and Awards Framework in December 2023.

Inclusive work practices: Continued implementing the Diversity, Inclusion and Belonging Strategy 2023-26 by ensuring policies are inclusive and celebrating recognition days such as International Day for People with Disability, International Women's Day, Harmony Day and the Sydney Gay and Lesbian Mardi Gras.

Supporting staff through change: A cross-division approach was established to ensure effective change and communication practices are in place to support staff through organisational change.



Workforce diversity

Diversity and inclusion governance and resourcing

The department's Equity, Wellbeing and Aboriginal Education sub-executive committee champions the diversity and inclusion priorities in Our Plan for NSW Public Education and works closely with staff diversity networks. The sub-executive committee comprises of Deputy Secretaries and Executive Directors with specific responsibilities relating to diversity and inclusion.

Women at work

Women made up 63.9% of senior leadership roles across the department as at June 2024, exceeding the NSW Government target of 50% and our own stretch target of 60% by 2025.

In 2023-24, the department:

- encouraged and supported women to participate in centrally coordinated leadership and executive development programs
- implemented a workplace sexual harassment prevention policy and accompanying resources
- started to develop a Gender Equity Action Plan, partnering with TAFE NSW.

Aboriginal and/or Torres Strait Islander employees

Aboriginal and/or Torres Strait Islander employees represented 2.3% of our staff and 3.2% of our senior leadership roles as at June 2024.

In 2023-24, the department:

- implemented the department's Innovate Reconciliation Action Plan, which contains 50 deliverables to advance reconciliation across our organisation
- consulted on the draft 10-year Aboriginal and Torres Strait Islander Workforce and Leadership Strategy

- worked in partnership with the NSW Aboriginal Education Consultative Group Inc. and the NSW Teachers Federation in recruiting Aboriginal and/or Torres Strait Islander people to permanent teaching roles and support staff
- supported leadership and career development for Aboriginal and/or Torres Strait Islander people through programs including the Jannnawi and Dyiraamalang mentoring programs
- emphasised and promoted the avenues available to schools through the SAS Staffing Agreement to identify vacant positions with the Aboriginal SASS Initiative.

Employees with disability

People with disability made up 1.6% of the department's workforce as at June 2024.

In 2023-24, the department:

- continued to provide ongoing advice, advocacy and support to staff with disability, including extensive case management support for individuals
- continued to implement numerous projects as part of our Disability Inclusion Action Plan 2021-2025. Details on all our Disability Inclusion Action Plan projects are on our website: education.nsw.gov.au/about-us/strategies-and-reports/our-disability-inclusion-action-plan-2021-2025
- delivered our second Disability Recognition Week, a communications campaign to celebrate and educate staff on disability inclusion
- supported the Disability Employee Network through the Diversity Inclusion and Belonging Strategy
- contributed to work undertaken across the public sector to improve the experience of staff with disability, including participation in the first NSW Public Sector Disability Actions Steering Committee.



Culturally and linguistically diverse staff

Staff whose first language spoken was not English represented 7.4% of the department's workforce as at June 2024.

In 2023-24, the department:

- promoted Harmony Day and encouraged schools and workplaces to host local events and initiatives
- contributed to the department-wide Anti-Racism Strategy
- supported the growth of the Culturally and Linguistically Diverse Staff Network.

LGBTQIA+ employees

Data on staff diversity collected through a voluntary survey indicated LGBTQIA+ employees represented 4.4% of the department's workforce as at September 2023.

In 2023-24, the department:

- participated in the Sydney Gay and Lesbian Mardi Gras parade
- achieved silver in the Pride in Diversity Australian Workplace Equality Index benchmarking exercise
- recognised the International Day Against Homophobia, Biphobia, Interphobia and Transphobia
- supported the activities of the Pride in Education Staff Network.

Work health and safety

The department's Work Health and Safety (WHS) Strategy 2023-2026 aims to embed a transformational health, safety and wellbeing culture that enables staff and students to thrive and supports organisational, staff and student resilience.

Throughout 2023-24, the department:

- launched the Staff Wellbeing Strategy in January 2024
- reviewed the WHS policy and procedures to streamline and consolidate the mandatory WHS requirements for schools and education support workplaces
- advised schools and education support workplaces, with NSW Health, on COVID-19 and other emerging illnesses
- supported schools to plan, prepare, respond and recover from emergencies and critical incidents including significant storms, flood and bushfires
- reviewed and updated the annual bushfire and grassfire preparation program for all NSW public schools, and provided schools with risk rating categories and resources
- evaluated the department's Employee Assistance Program (EAP) and contracted a new EAP provider to deliver individual counselling and improve EAP services to staff.

Our Staff Wellbeing Strategy 2024-27

The Staff Wellbeing Strategy 2024-27 was launched in January 2024 and outlines our vision and priorities for a public education system where all staff are supported to perform at their best and feel trusted and valued.

We want to build a culture based on trust, where staff thrive in safe, respectful and inclusive schools, workplaces and services – with safety and wellbeing underpinning optimal working and learning outcomes.

The strategy has 3 priorities: supporting our staff, leading our people and streamlining work.

What success will look like:

- we are an employer of choice for education
- wellbeing is embedded into our decision-making process
- safety and wellbeing are part of how we think, how we feel and what we do every day
- we provide safe and supportive working environments
- existing staff are retained and new staff are attracted to the profession.

A new implementation plan will be developed for each year of the strategy, the first of which was released in May 2024. Several programs have been implemented so far, with many more in progress and on schedule for completion.

Work health and safety prosecutions

Prosecution under the *Work Health and Safety Act 2011* refers to legal proceedings brought by the regulator. During 2023-24, there was one legal proceeding by SafeWork NSW against the department and is still underway.

Table 74: Number of workers compensation claims, lost time and claims costs, 2019-20 to 2023-24

Category	2019-20	2020-21	2021-22	2022-23	2023-24
Total claims	4,121	4,731	4,533	6,118	5,524
Total hours paid	538,932	752,135	492,812*	596,224	752,331
Number of claims with lost time	2,460	2,986	2,954	3,938	3,338

Source: Icare NSW

Notes: * Data relating to total hours paid between April to August 2022 is not available due to the department transitioning from a legacy system during this period. Icare NSW is now the source data for total hours paid. The increase in total claims in 2022-23 is attributed to COVID-19. There were 1,405 COVID-19 claims reported in 2023-24 and the increase in total hours paid can be attributed to an increase in the duration of time workers remained off work.

Procurement practices and modern slavery

Purchasing and procurement practices

Procurement delivers and manages procurement activities for the department across various categories, including goods and services, ICT, asset management and construction.

The department's policies and procedures align to the NSW Procurement Policy Framework and the *Public Works and Procurement Act 1912*. We continuously review our processes to streamline our procurement functions. We are also actively involved in whole-of-government initiatives and policies to ensure better outcomes for the community, such as the Social Procurement Policy working group. The department engages with internal and external stakeholders to ensure value for money is achieved.

Modern slavery

The department is implementing the *Modern Slavery Act 2018* requirements in a structured way, initially targeting the highest-risk categories.

The department had no issues raised by the NSW Anti-slavery Commissioner in 2023-24. Conditions of participation relating to modern slavery risk mitigation, remediation and due diligence are included in high-risk procurement activities. We require businesses to work with the NSW Government to address modern slavery risks in their operations and supply chains.

Additionally, we include specific modern slavery criteria as part of the procurement process to better understand a potential supplier's responsible business practices, including a description of their supply chain and how the business identifies modern slavery. The department is reviewing the contracting arrangements for cleaning services in NSW public schools. The department also updated all its contracts to ensure that modern slavery clauses are included, making all contracted organisations accountable.



Financial performance

7

Financial highlights

The department's Statement of Comprehensive Income for the year ended 30 June 2024 reports a net result that was \$66.0 million higher than the original budget allocated for the financial year. The variance includes higher revenue of \$655.2 million and higher gains of \$334.7 million, offset by higher expenses excluding losses of \$923.9 million. This is outlined in Note 24 of the financial statements.

The higher revenue is mainly due to \$444.8 million higher appropriation revenue, \$94.2 million higher sale of goods and services revenue, \$102.6 million higher acceptance by the Crown of employee benefits and other liabilities revenue, \$136.1 million higher other revenue, and offset by \$121.8 million lower grants and contributions revenue.

The higher expenses excluding losses of \$923.9 million is mainly due to \$1.5 billion higher employee related expenses, offset by \$350.9 million lower operating expenses and \$322.5 million lower grants and subsidies expenses.

The department's full-year capital outgoings for 2023-24 was \$2.4 billion for works in progress and completed.

Expenses

Approximately 60% (\$14.3 billion) of expenses incurred during 2023-24 were employee related. Most of these expenses were salaries for teachers and other essential staff who supported the delivery of education in NSW public schools.

For 2023-24, operating and finance expenses comprised approximately 14% of total expenses (\$3.2 billion). These expenses include approximately \$670.8 million in maintenance-related expenses, \$550.7 million in school operating expenses and \$375.5 million in fees for services rendered such as contracted services, including externally delivered vocational education and training and office rent expenses.

Grants and subsidies also supported the provision of education and related services with approximately 21% of total expenses (\$4.9 billion) in 2023-24.

Grants and subsidies continued to support the early childhood, non-government school, and skilled and employable workforce sectors as outlined in Note 2(d) of the financial statements.

Revenue

Most of the department's revenue is through appropriation which totals to \$22.9 billion in 2023-24. This represents approximately 93% of the department's total revenue.

The sale of goods and services, interest revenue, grants and contributions, Crown-accepted employee benefits and other revenue made up approximately 7% (\$1.7 billion) of the department's total revenue in 2023-24.

Note 3 of the financial statements provides details of the department's revenue sources.

Net assets

The department's net assets as at 30 June 2024 were \$45.2 billion. This comprised approximately \$48.4 billion of assets, offset by liabilities of \$3.2 billion. The net assets were represented by accumulated funds of \$19.7 billion and an asset revaluation surplus of \$25.5 billion.

Machinery of government costs

The department had no machinery of government changes or costs from 1 July 2023 to 30 June 2024.

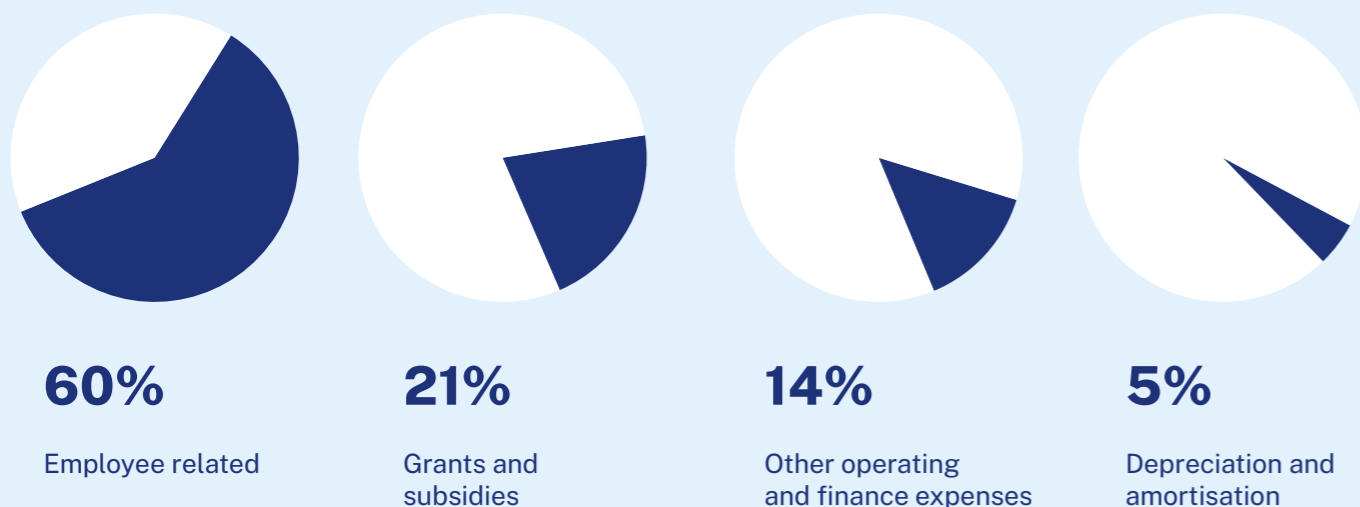
Controlled entities

The department has no controlled entities.

Economic and other factors

There were no economic or other factors that had a material financial impact on the department's operations in 2023-24.

Figure 1: Expenses by category for 2023-24



Note: Figures subject to rounding.

Figure 2: Revenue by category for 2023-24



Note: Figures subject to rounding.



INDEPENDENT AUDITOR'S REPORT
Department of Education

To Members of the New South Wales Parliament

Opinion

I have audited the accompanying financial statements of the Department of Education (the Department, which comprise the Statement by the Accountable Authority, the Statement of Comprehensive Income for the year ended 30 June 2024, the Statement of Financial Position as at 30 June 2024, the Statement of Changes in Equity and the Statement of Cash Flows, for the year then ended, and notes to the financial statements, including a Statement of material accounting policy information.

In my opinion, the financial statements:

- have been prepared in accordance with Australian Accounting Standards and the applicable financial reporting requirements of the *Government Sector Finance Act 2018* (GSF Act), the *Government Sector Finance Regulation 2024* (GSF Regulation) and the Treasurer's Directions
- presents fairly the Department's financial position, financial performance and cash flows.

My opinion should be read in conjunction with the rest of this report.

Basis for Opinion

I conducted my audit in accordance with Australian Auditing Standards. My responsibilities under the standards are described in the 'Auditor's Responsibilities for the Audit of the Financial Statements' section of my report.

I am independent of the Department in accordance with the requirements of the:

- Australian Auditing Standards
- Accounting Professional and Ethical Standards Board's APES 110 'Code of Ethics for Professional Accountants (including Independence Standards)' (APES 110).

Parliament promotes independence by ensuring the Auditor-General and the Audit Office of New South Wales are not compromised in their roles by:

- providing that only Parliament, and not the executive government, can remove an Auditor-General
- mandating the Auditor-General as auditor of public sector agencies
- precluding the Auditor-General from providing non-audit services.

I have fulfilled my other ethical responsibilities in accordance with APES 110.

I believe the audit evidence I have obtained is sufficient and appropriate to provide a basis for my audit opinion.

Key Audit Matters

Key audit matters are those matters that, in my professional judgement, were of most significance in my audit of the financial statements for the year ended 30 June 2024. These matters were addressed in the context of my audit of the financial statements as a whole and in forming my opinion thereon. I

Level 19, Darling Park Tower 2, 201 Sussex Street, Sydney NSW 2000
GPO Box 12, Sydney NSW 2001 | t 02 9275 7101 | mail@audit.nsw.gov.au | audit.nsw.gov.au

do not provide a separate opinion on these matters. I have determined the matters described below to be the key audit matters to be communicated in my report.

Key Audit Matter	How my audit addressed the matter
------------------	-----------------------------------

Fair value measurement of land, buildings and improvement assets

At 30 June 2024, the Department's statement of financial position reported \$45.7 billion in land, buildings and improvement assets measured at fair value. The closing balance of land, buildings and improvement assets includes a net revaluation increment of \$2.3 billion recorded during the year ended 30 June 2024.

I considered this to be a key audit matter because of the:

- financial significance of the land, buildings and improvement asset balances to the Department's statement of financial position as at 30 June 2024
- extent of significant management judgements underpinning key assumptions used in the valuation process
- sensitivity of fair value to changes in key assumptions
- specialised and unique nature of the assets impacting on judgement and complexities in applying AASB 13 'Fair Value Measurement' requirements.

Details of the valuation techniques, inputs and processes for property, plant and equipment are disclosed in Notes 12 and Note 15 of the financial statements.

Capital works – School Infrastructure

The Department's capital program is largely delivered by School Infrastructure (SI), a division of the Department that drives the planning, procurement, construction and maintenance of school facilities.

For the financial year ended 30 June 2024, the Department spent \$2.1 billion in capital outgoings for the supply and management of NSW schools.

Key audit procedures included the following:

- obtained an understanding of management's approach to estimating the fair value of land, buildings and improvement assets
- assessed the competency, capability and objectivity of experts engaged by management
- assessed the sufficiency and appropriateness of the valuation methodology used and the key assumptions and judgements adopted
- assessed the sufficiency and appropriateness of management's fair value assessment against the requirements of applicable Australian Accounting Standards
- assessed the adequacy of financial statement adjustments and disclosures against the requirements of the Australian Accounting Standards.

Key audit procedures included the following:

- evaluated the design and implementation of key controls over capital works processes and systems relevant to financial reporting
- tested a sample of costs allocated to assets under construction (AUC) to assess the appropriateness of capitalisation
- reviewed the timeliness of capitalising completed AUC to the relevant asset class
- reviewed the budget monitoring process for capital projects by comparing life-to-date costs against estimate to complete
- tested a sample of construction contracts and reviewed compliance with the procurement process
- assessed the reasonableness and appropriateness of judgements used by management to assess non-financial assets for impairment.

Employee related expenses

For the financial year ended 30 June 2024, the Department's statement of comprehensive income reported \$14.3 billion in employee related expenses. I considered this to be a key audit matter because of the:

- financial significance of employee related expenses to the Department's statement of comprehensive income for the financial year ended 30 June 2024
- geographical spread of the Department's workforce
- high volume of transactions processed by its information system
- size and complexity of the remuneration structures, including the diversity and number of industrial staff awards affecting remuneration, work hours, rates and allowances, and other conditions of employment.

Key audit procedures included the following:

- evaluated and tested on a sample basis, the design, implementation and operating effectiveness of key controls over payroll processes and systems relevant to financial reporting
- obtained personnel records for a sample of employees and agreed to their recorded employment details, including relevant award types and conditions
- recalculated payroll costs for a sample of permanent, casual and temporary employees by considering work hours, remuneration rates and allowances
- agreed the list of all pay rates in the system to relevant industrial staff awards
- assessed the adequacy of financial statement disclosures against the requirements of the Australian Accounting Standards.

The subclassification of employee related expenses is presented in Note 2(a) of the financial statements.

The Secretary's Responsibilities for the Financial Statements

The Secretary is responsible for the preparation and fair presentation of the financial statements in accordance with Australian Accounting Standards, the GSF Act, GSF Regulation and Treasurer's Directions. The Secretary's responsibility also includes such internal control as the Secretary determines is necessary to enable the preparation and fair presentation of the financial statements that are free from material misstatement, whether due to fraud or error.

In preparing the financial statements, the Secretary is responsible for assessing the Department's ability to continue as a going concern, disclosing as applicable, matters related to going concern and using the going concern basis of accounting.

Auditor's Responsibilities for the Audit of the Financial Statements

My objectives are to:

- obtain reasonable assurance about whether the financial statements as a whole are free from material misstatement, whether due to fraud or error
- issue an Independent Auditor's Report including my opinion.

Reasonable assurance is a high level of assurance, but does not guarantee an audit conducted in accordance with Australian Auditing Standards will always detect material misstatements. Misstatements can arise from fraud or error. Misstatements are considered material if, individually or in aggregate, they could reasonably be expected to influence the economic decisions users take based on the financial statements.

A description of my responsibilities for the audit of the financial statements is located at the Auditing and Assurance Standards Board website at: www.auasb.gov.au/auditors_responsibilities/ar6.pdf. The description forms part of my auditor's report.

The scope of my audit does not include, nor provide assurance:

- that the Department carried out its activities effectively, efficiently and economically
- about the assumptions used in formulating the budget figures disclosed in the financial statements
- about the security and controls over the electronic publication of the audited financial statements on any website where they may be presented
- about any other information which may have been hyperlinked to/from the financial statements.



Lawrissa Chan
Director, Financial Audit

Delegate of the Auditor-General for New South Wales

2 October 2024
SYDNEY

Financial statements
For the financial year ended 30 June 2024

Contents	1
Statement by the Accountable Authority	2
Primary Financial Statements	
Statement of Comprehensive Income	3
Statement of Financial Position	4
Statement of Changes in Equity	5
Statement of Cash Flows	6
Notes to the financial statements	
General	
1. Statement of material accounting policy information	7
2. Expenses excluding losses	9
3. Revenue	11
4. Gains/(losses) on disposal	15
5. Other gains/(losses)	15
6. Conditions and restrictions on revenue of not-for-profit entities	15
7. Disaggregated disclosure statements	16
Current/Non-current assets	
8. Cash and cash equivalents	21
9. Receivables	21
10. Contract assets and liabilities	22
11. Non-current assets held-for-sale	22
12. Property, plant and equipment	23
13. Leases	27
14. Intangible assets	30
15. Fair value measurement of non-financial assets	31
16. Restricted assets	32
Current/Non-current liabilities	
17. Payables	33
18. Borrowings	33
19. Provisions	34
20. Other liabilities	36
Equity	
21. Equity	37
Others	
22. Commitments	37
23. Contingent liabilities and contingent assets	37
24. Budget review	38
25. Reconciliation of cash flows from operating activities to net result	39
26. Non-cash financing and investing activities	39
27. Financial instruments	39
28. Related party disclosures	44
29. Events after the financial year	45

DEPARTMENT OF EDUCATION

Financial statements
For the financial year ended 30 June 2024

STATEMENT BY THE ACCOUNTABLE AUTHORITY

Pursuant to Section 7.6(4) of the *Government Sector Finance Act 2018* ('the Act'), I state that these financial statements:

- have been prepared in accordance with the Australian Accounting Standards and the applicable requirements of the Act, the *Government Sector Finance Regulation 2024* and the Treasurer's Directions, and
- present fairly the department's financial position, financial performance and cash flows.


Secretary

NSW Department of Education
30 September 2024

DEPARTMENT OF EDUCATION

Statement of Comprehensive Income for the financial year ended 30 June 2024

		Budget 2024 \$'000	Actual 2024 \$'000	Actual 2023 \$'000
	Notes			
Expenses excluding losses				
Employee related expenses	2(a)	12,807,151	14,303,840	13,053,953
Operating expenses	2(b)	3,566,033	3,215,183	3,739,840
Depreciation and amortisation	2(c)	1,035,039	1,135,243	1,071,983
Grants and subsidies	2(d)	5,185,040	4,862,510	4,705,855
Finance costs	2(e)	12,729	14,938	17,133
Other expenses		1,868	--	15,522
Total expenses excluding losses		22,607,860	23,531,714	22,604,286
Revenue				
Appropriation	3(a)	22,465,320	22,910,078	21,899,488
Sale of goods and services				
from contracts with customers	3(b)	416,963	511,115	462,934
Interest revenue	3(c)	39,142	38,477	23,869
Grants and other contributions	3(d)	347,006	225,240	396,300
Acceptance by the Crown of employee benefits and other liabilities	3(e)	518,547	621,114	549,591
Other revenue	3(f)	148,829	284,945	217,114
Total revenue		23,935,807	24,590,969	23,549,296
Operating result				
Gains/(losses) on disposal	4	(201,215)	73,515	(97,231)
Other gains/(losses)	5	(62,475)	(2,548)	15,806
Net result	25	1,064,257	1,130,222	863,585
Other comprehensive income				
<i>Items that will not be reclassified to net result in subsequent years</i>				
Changes in revaluation surplus of property, plant and equipment	12	--	2,259,386	1,861,035
Total other comprehensive income		--	2,259,386	1,861,035
TOTAL COMPREHENSIVE INCOME		1,064,257	3,389,608	2,724,620

The accompanying notes form part of these financial statements.

3

DEPARTMENT OF EDUCATION

Statement of Financial Position as at 30 June 2024

		Budget 2024 \$'000	Actual 2024 \$'000	Actual 2023 \$'000
	Notes			
ASSETS				
Current assets				
Cash and cash equivalents	8	881,016	1,043,529	869,718
Receivables	9	360,996	287,821	344,804
Non-current assets held-for-sale	11	15,573	--	15,573
Total current assets		1,257,585	1,331,350	1,230,095
Non-current assets				
Receivables	9	19,020	12,986	19,021
Property, plant and equipment	12			
- Land, buildings and improvements		44,207,942	45,695,484	42,499,191
- Plant and equipment		381,535	279,546	261,719
Total property, plant and equipment		44,589,477	45,975,030	42,760,910
Intangible assets	14	457,204	660,851	507,482
Right-of-use assets	13	384,961	446,895	388,360
Total non-current assets		45,450,662	47,095,762	43,675,773
Total assets		46,708,247	48,427,112	44,905,868
LIABILITIES				
Current liabilities				
Payables	17	1,104,094	1,016,405	1,132,688
Contract liabilities	10	69,775	63,391	69,775
Borrowings	18	14,415	21,097	21,166
Provisions	19	1,519,644	1,857,920	1,637,348
Other current liabilities	20	74,959	55,714	45,209
Total current liabilities		2,782,887	3,014,527	2,906,186
Non-current liabilities				
Borrowings	18	134,022	134,450	138,198
Provisions	19	65,306	83,062	67,919
Other non-current liabilities	20	12,338	11,555	12,338
Total non-current liabilities		211,666	229,067	218,455
Total liabilities		2,994,553	3,243,594	3,124,641
Net assets		43,713,694	45,183,518	41,781,227
EQUITY				
Reserves	21	24,091,418	25,524,407	23,340,487
Accumulated funds		19,622,276	19,659,111	18,440,740
Total equity		43,713,694	45,183,518	41,781,227

The accompanying notes form part of these financial statements.

4

DEPARTMENT OF EDUCATION

Statement of Changes in Equity for the financial year ended 30 June 2024

	Notes	Asset revaluation surplus \$'000	Accumulated funds \$'000	Total \$'000
Balance at 1 July 2023		23,340,487	18,440,740	41,781,227
Net result for the year		--	1,130,222	1,130,222
Other comprehensive income				
Net change in revaluation surplus of property, plant and equipment	12	2,259,386	--	2,259,386
Reclassification of net revaluation increments to accumulated funds		(75,466)	75,466	--
Total other comprehensive income		2,183,920	75,466	2,259,386
Total comprehensive income for the year		2,183,920	1,205,688	3,389,608
Transactions with owners in their capacity as owners				
Increase/(decrease) in net assets from equity transfers	21	--	12,683	12,683
Balance at 30 June 2024		25,524,407	19,659,111	45,183,518
Balance at 1 July 2022		22,566,750	17,478,730	40,045,480
Correction of error - restatement of buildings and improvements		(1,115,859)	126,986	(988,873)
Restated balance at 1 July 2022		21,450,891	17,605,716	39,056,607
Net result for the year		--	863,585	863,585
Other comprehensive income				
Net change in revaluation surplus of property, plant and equipment	12	1,861,035	--	1,861,035
Reclassification between asset revaluation surplus and accumulated funds		28,561	(28,561)	--
Total other comprehensive income		1,889,596	(28,561)	1,861,035
Total comprehensive income for the year		1,889,596	835,024	2,724,620
Restated balance at 30 June 2023		23,340,487	18,440,740	41,781,227

The accompanying notes form part of these financial statements.

5

DEPARTMENT OF EDUCATION

Statement of Cash Flows for the financial year ended 30 June 2024

Notes	Budget 2024 \$'000	Actual 2024 \$'000	Actual 2023 \$'000
CASH FLOWS FROM OPERATING ACTIVITIES			
Payments			
Employee related	(12,288,604)	(13,421,239)	(12,174,474)
Supplies of goods and services	(3,579,735)	(3,799,818)	(4,315,663)
Grants and subsidies	(5,165,040)	(5,065,868)	(4,946,501)
Finance costs	(17,047)	(19,199)	(7,076)
Other	(231,469)	(5,250)	(69,512)
Total payments	(21,281,895)	(22,311,374)	(21,513,226)
Receipts			
Appropriation	22,465,320	22,910,078	21,899,488
Sale of goods and services	416,292	475,183	433,293
Interest received	39,142	38,477	23,869
Grants and other contributions	346,606	180,264	324,839
Other	392,532	1,112,413	1,013,606
Total receipts	23,659,892	24,716,415	23,695,095
NET CASH FLOWS FROM OPERATING ACTIVITIES	2,377,997	2,405,041	2,181,869
CASH FLOWS FROM INVESTING ACTIVITIES			
Proceeds from sale of property, plant and equipment, and intangibles	224,942	209,424	11,742
Purchases of property, plant and equipment, and intangibles	(2,571,865)	(2,424,844)	(2,192,312)
NET CASH FLOWS USED IN INVESTING ACTIVITIES	(2,346,923)	(2,215,420)	(2,180,570)
CASH FLOWS FROM FINANCING ACTIVITIES			
Payment of principal portion of lease liabilities	(20,927)	(15,810)	(19,611)
NET CASH FLOWS USED IN FINANCING ACTIVITIES	(20,927)	(15,810)	(19,611)
NET INCREASE/(DECREASE) IN CASH AND CASH EQUIVALENTS	10,147	173,811	(18,312)
Opening cash and cash equivalents	870,869	869,718	888,030
CLOSING CASH AND CASH EQUIVALENTS	881,016	1,043,529	869,718

The accompanying notes form part of these financial statements.

6

DEPARTMENT OF EDUCATION

Notes to the financial statements for the financial year ended 30 June 2024

1. Statement of material accounting policy information**(a) Reporting entity**

The NSW Department of Education (the department), is a NSW government entity and is controlled by the State of New South Wales, which is the ultimate parent. The department is a not-for-profit entity, as profit is not its principal objective and it has no cash-generating units.

The department's financial statements include all NSW government schools' financial transactions.

These financial statements for the financial year ended 30 June 2024 have been authorised by the Secretary for issue on 30 September 2024.

(b) Basis of preparation

The department's financial statements are general-purpose financial statements, which have been prepared on an accruals basis and in accordance with:

- applicable Australian Accounting Standards (AAS) (which include Australian Accounting Interpretations);
- the requirements of the *Government Sector Finance Act 2018* (the GSF Act);
- the *Government Sector Finance Regulation 2024*; and
- Treasurer's Directions issued under the GSF Act.

Property, plant and equipment, and assets (or disposal groups) held-for-sale are measured using the fair value basis. Other financial statement items are prepared in accordance with the historical cost convention except where specified otherwise.

Judgements, key assumptions and estimations made by management are disclosed in the relevant notes to the financial statements.

All amounts are rounded to the nearest one thousand dollars and are expressed in Australian currency, which is the department's presentation and functional currency.

Going concern

These financial statements are prepared on a going concern basis in accordance with AASB 101 *Presentation of Financial Statements*, paragraphs 25 and 26. As at 30 June 2024, the department held cash and cash equivalents of \$1.0 billion (2022-23: \$0.9 billion) and achieved a positive net result of \$1.1 billion (2022-23: \$0.9 billion). The department has net current liabilities of \$1.7 billion (2022-23: \$1.7 billion net current liabilities). The State of New South Wales continues to provide financial support based on the Appropriation Act. Funding is drawn down according to internal cash flow forecasts and hence the department does not rely solely on its current assets to pay creditors and other liabilities. The department's liabilities for extended/long service leave and defined benefit superannuation are assumed by the Crown.

Without clear evidence of parliamentary or ministerial decisions indicating the withdrawal of support for the department, it is reasonable to expect the department will continue as a going concern.

(c) Statement of compliance

The financial statements and notes comply with Australian Accounting Standards, which include Australian Accounting Interpretations.

(d) Comparative information

Except when an Australian Accounting Standard permits or requires otherwise, comparative information is presented in respect of the previous financial year for all amounts reported in the financial statements. Certain comparative information in Notes 2(b), 3(a), 9, 10, 19 and 27(d)(i) have been reclassified to ensure alignment with current year presentation.

DEPARTMENT OF EDUCATION

Notes to the financial statements for the financial year ended 30 June 2024

1. Statement of material accounting policy information (continued)**(e) Changes in accounting policies, including new or revised Australian Accounting Standards****(i) Effective for the first time in financial year 2023-24**

The accounting policies applied in financial year 2023-24 are consistent with those of the previous financial year except as a result of new or revised Australian Accounting Standards as follows:

- AASB 2021-2 *Amendments to Australian Accounting Standards – Disclosure of Accounting Policies and Definition of Accounting Estimates*
- AASB 2021-5 *Amendments to Australian Accounting Standards – Deferred Tax related to Assets and Liabilities arising from a Single Transaction*
- AASB 2021-6 *Amendments to Australian Accounting Standards – Disclosure of Accounting Policies: Tier 2 and Other Australian Accounting Standards*
- AASB 2021-7b *Amendments to Australian Accounting Standards – Effective Date of Amendments to AASB 10 and AASB 128 and Editorial Corrections*
- AASB 2022-1 *Amendments to Australian Accounting Standards – Initial Application of AASB 17 and AASB 9 – Comparative Information*
- AASB 2022-7 *Editorial Corrections to Australian Accounting Standards and Repeal of Superseded and Redundant Standards*
- AASB 2022-8 *Amendments to Australian Accounting Standards – Insurance Contracts: Consequential Amendments*
- AASB 2023-2 *Amendments to Australian Accounting Standards – International Tax Reform - Pillar Two Model Rules: Tier 2 Disclosures*
- AASB 2023-4 *Amendments to Australian Accounting Standards – International Tax Reform - Pillar Two Model Rules: Tier 2 Disclosures*

First-time adoption of the above new standards have no material impact on the department's financial performance and position.

(ii) Issued but not yet effective

NSW public sector entities are not permitted to early adopt new Australian Accounting Standards, unless NSW Treasury determines otherwise.

The following new Australian Accounting Standards have not been applied and are not yet effective:

- AASB 17 *Insurance Contracts*
- AASB 2014-10 *Amendments to Australian Accounting Standards – Sale or Contribution of Assets between an Investor and its Associate or Joint Venture*
- AASB 2020-1 *Amendments to Australian Accounting Standards – Classification of Liabilities as Current or Non-current*
- AASB 2021-7c *Amendments to Australian Accounting Standards – Effective Date of Amendments to AASB 10 and AASB 128 and Editorial Corrections*
- AASB 2022-5 *Amendments to Australian Accounting Standards – Lease Liability in a Sale and Leaseback*
- AASB 2022-6 *Amendments to Australian Accounting Standards – Non-current Liabilities with Covenants*
- AASB 2022-9 *Amendments to Australian Accounting Standards – Insurance Contracts in the Public Sector*
- AASB 2022-10 *Amendments to Australian Accounting Standards – Fair Value Measurement of Non-Financial Assets of Not-for-Profit Public Sector Entities*
- AASB 2023-1 *Amendments to Australian Accounting Standards – Supplier Finance Arrangements*
- AASB 2023-3 *Amendments to Australian Accounting Standards – Disclosure of Non-current Liabilities with Covenants: Tier 2*
- AASB 2023-5 *Amendments to Australian Accounting Standards – Lack of Exchangeability*
- AASB 2024-1 *Amendments to Australian Accounting Standards – Supplier Finance Arrangements: Tier 2 Disclosures*
- AASB 18 *Presentation and Disclosure in Financial Statements*

Management anticipates AASB 18 will require the department to change the presentation and sub-totals in the income statement, as well as requiring changes to aggregation and disaggregation of information. However, AASB 18 will not impact the net result and therefore will not have a material impact in the period of initial implementation. The department has assessed there to be no material impact of other Standards in the period of initial application.

DEPARTMENT OF EDUCATION

Notes to the financial statements for the financial year ended 30 June 2024

2. Expenses excluding losses**(a) Employee related expenses**

	2024 \$'000	2023 \$'000
Salaries and wages (including annual leave) ¹	11,339,334	10,451,049
Superannuation – defined benefit plans	40,360	55,686
Superannuation – defined contribution plans	1,304,514	1,090,598
Extended/Long service leave	576,538	490,818
Workers' compensation insurance	321,986	308,036
Payroll tax and fringe benefit tax	706,843	648,111
Redundancy payments	4,680	1,228
Other	9,585	8,427
	<u>14,303,840</u>	<u>13,053,953</u>

¹ An amount of \$53.7 million (2022-23: \$40.8 million) for employee related expenses was capitalised during the financial year.

(b) Operating expenses

	2024 \$'000	2023 \$'000
Auditor's remuneration - audit of the financial statements by Audit Office of New South Wales ¹	1,333	1,464
Auditor's remuneration - other audit and assurance services	101	95
Cleaning	310,473	401,648
Consultants	1,745	5,968
Other contractors ²	189,507	232,771
Expenses relating to short-term leases and leases of low-value assets ³	11,338	1,646
Fees for services rendered	375,529	387,676
Internet and telephone	73,757	64,825
Insurance	165,522	109,957
Maintenance – contracted labour and other	670,824	930,627
Minor stores, provisions, plant and computing	352,195	393,523
Printing	38,696	38,815
School operating expenses	550,679	570,448
Assisted School Travel expenses	188,228	162,033
Training and development expenses	53,514	62,861
Demountable building services	38,562	61,597
Travelling and sustenance	25,575	22,829
Utilities and water charges	98,506	95,409
COVID-19 personal protective equipment and rapid antigen tests	2,117	116,872
Other	66,982	78,776
	<u>3,215,183</u>	<u>3,739,840</u>

¹ The audit fees are disclosed based on services provided up to 30 June 2024. The engagement fee for the audit of 2023-24 financial statements is \$1.5 million (2022-23: \$1.4 million).

² An amount of \$151.5 million (2022-23: \$126.6 million) for contractor expenses was capitalised during the financial year.

³ These expenses also include non-lease components of lease contracts, including management fees, cleaning and maintenance.

Recognition and measurement**Maintenance expenses**

Day-to-day servicing costs or maintenance are charged as expenses as incurred, except where they relate to the replacement or an enhancement of a part or component of an asset, in which case the costs are capitalised and depreciated. Capitalisation thresholds may apply to maintenance expenses if applicable (refer to Notes 12 and 14 for more details).

Insurance

The department's insurance activities are conducted through the NSW Treasury Managed Fund Scheme of self-insurance for Government entities. The expense (premium) is determined by the Fund Manager based on past claims experience.

Lease expense

The department recognises the lease payments associated with the following types of leases as an expense on a straight-line basis:

- Leases that meet the definition of short-term, i.e. where the lease term at commencement of the lease is 12 months or less. This excludes leases with a purchase option.
- Leases of assets that are valued at \$10,000 or under at commencement.

The department does not have any leases with variable lease payments.

DEPARTMENT OF EDUCATION

Notes to the financial statements for the financial year ended 30 June 2024

2. Expenses excluding losses (continued)**(c) Depreciation and amortisation expense**

	2024 \$'000	2023 \$'000
Depreciation of assets owned by the department		
Buildings and improvements	1,053,613	888,373
Plant and equipment	28,929	26,201
	<u>1,082,542</u>	<u>914,574</u>
Depreciation of right-of-use assets		
Land	421	109
Buildings and improvements	4,402	11,318
Plant and equipment	10,319	9,913
	<u>15,142</u>	<u>21,340</u>
Amortisation		
Intangible assets	37,559	136,069
	<u>37,559</u>	<u>136,069</u>
	<u>1,135,243</u>	<u>1,071,983</u>

Refer to Notes 12, 13 and 14 for recognition and measurement policies on depreciation and amortisation.

(d) Grants and subsidies

	2024 \$'000	2023 \$'000
Government sector		
Grants to portfolio agencies	1,897,588	1,857,992
Digital Restart Fund	–	41,000
Other ¹	101,277	47,080
	<u>1,998,865</u>	<u>1,946,072</u>
Non-Government school sector		
Non-Government schools per capita payments	1,459,754	1,390,219
Building grants assistance and interest subsidies	5,355	128,003
Other ²	34,517	29,589
	<u>1,499,626</u>	<u>1,547,811</u>
Other sector		
Early Childhood Education and Care	871,327	766,406
Skilled and employable workforce	450,106	433,464
Conservatoriums and music centres	14,652	10,830
Other	27,934	1,272
	<u>1,364,019</u>	<u>1,211,972</u>
	<u>4,862,510</u>	<u>4,705,855</u>

¹ This includes \$33.9 million (2022-23: nil) for contribution to Treasury Managed Fund for Annual Performance Adjustments.

² This includes \$16.6 million (2022-23: \$23.6 million) for COVID Intensive Learning Support Program.

(e) Finance costs

	2024 \$'000	2023 \$'000
Interest expense from lease liabilities	14,938	17,133
	<u>14,938</u>	<u>17,133</u>

DEPARTMENT OF EDUCATION
Notes to the financial statements for the financial year ended 30 June 2024

3. Revenue

Recognition and measurement

Revenue is recognised in accordance with the requirements of AASB 15 *Revenue from Contracts with Customers* or AASB 1058 *Income of Not-for-Profit Entities*, dependent on whether there is a contract with a customer defined by AASB 15. Comments regarding the accounting policies for recognition of revenue are included throughout Note 3.

(a) Appropriations

Summary of Compliance

	2024 \$'000	2023 \$'000
Amount appropriated per the <i>Appropriation Act</i>	22,465,320	22,508,149
Standing or Special Appropriations	--	--
Variations made to the appropriations during the financial year		
• Section 4.9 GSF Act - Transfer of functions between GSF agencies	--	--
• Section 4.11 GSF Act - Variations of annual appropriations for Commonwealth grants	169,077	161,871
• Section 4.13 GSF Act - Exigency of Government (additional appropriation approved by Treasurer and Governor for exigencies of government)	--	--
• Contingencies relating to integrity agencies (per Section 35 of the <i>Appropriation Act</i>)	--	--
• Government's response to natural disasters (per Section 36 of the <i>Appropriation Act</i>)	--	--
• Exigency of Government and/or appropriations insufficient for the purpose (per Section 37 of the <i>Appropriation Act</i>)	276,221	--
Total spending authority from parliamentary appropriations, other than deemed appropriations	22,910,618	22,670,020
Add:		
The spending authority from deemed appropriations during the current year	2,492,209	2,210,448
The unutilised spending authority from deemed appropriations from prior years	3,203,308	1,809,702
Transfers of deemed appropriations made during the financial year - Section 4.9A GSF Act (transfer of functions between GSF agencies)	--	--
Total	28,606,135	26,690,170
Less: total expenditure out of Consolidated Fund	(24,565,220)	(23,486,862)
Variance	4,040,915	3,203,308
Less:		
The spending authority from appropriations lapsed at 30 June	--	--
Deemed appropriations balance carried forward to following years	4,040,915	3,203,308
	2024 \$'000	2023 \$'000
Transfer payments	--	--
Equity appropriations	--	--
Appropriations (per Statement of Comprehensive Income)	22,910,078	21,899,488
Total amount drawn down against Annual Appropriations	22,910,078	21,899,488

Notes:

- The summary of compliance includes deemed appropriations. It is based on the assumption that annual appropriation monies are spent first (except where otherwise identified or prescribed).
- 'Expenditure' refers to cash payments. The term 'expenditure' has been used for payments for consistency with AASB 1058 *Income of Not-for-Profit Entities*.

Recognition and measurement

Parliamentary appropriations other than deemed appropriations

Revenue from appropriations, other than deemed appropriations (of which the accounting treatment is based on the underlying transaction), does not contain enforceable and sufficiently specific performance obligations as defined by AASB 15 *Revenue from Contracts with Customers*. Therefore, appropriations (other than deemed appropriations) are recognised as revenue when the department obtains control over the assets comprising the appropriations. Control over appropriations is normally obtained upon the receipt of cash.

The *Appropriation Act 2023* (*Appropriations Act*) appropriates the sum of \$22.5 billion to the Minister for Education and Early Learning out of the Consolidated Fund for the services of the department for the financial year 2023–24. The spending authority of the Minister from the *Appropriations Act* has been delegated or subdelegated to officers of the department and entities that it is administratively responsible for, including:

- TAFE NSW
- NSW Education Standards Authority
- NSW Skills Board
- Childcare and Economic Opportunity Fund Board.

DEPARTMENT OF EDUCATION
Notes to the financial statements for the financial year ended 30 June 2024

3. Revenue (continued)

(a) Appropriations (continued)

Recognition and measurement (continued)

Parliamentary appropriations other than deemed appropriations (continued)

The lead Minister for each entity above, being the Minister for Education and Early Learning, is taken to have been given an appropriation out of the Consolidated Fund under the authority of section 4.7 of the GSF Act, at the time the entity receives or recovers any deemed appropriation money, for an amount equivalent to the money that is received or recovered by the department. These deemed appropriations are taken to have been given for the services of the department.

The delegation/sub-delegations for financial years 2023-24 and 2022-23, authorising officers of the department to spend Consolidated Fund money, impose limits on the amounts of individual transactions, but do not specify an aggregate expenditure limit for the department. However, as they relate to expenditure in reliance on a sum appropriated by legislation, the delegation/sub-delegations are subject to the overall authority of the department to spend monies appropriated under relevant legislation. The individual transaction limits have been properly observed. The information in relation to the aggregate expenditure limit from the *Appropriations Act* and other sources is disclosed in the summary of compliance table above.

The summary of compliance has been prepared by aggregating the spending authorities of the Minister for Education and Early Learning for the services of the department. It reflects the status at the point in time this disclosure statement is made.

(b) Sale of goods and services from contracts with customers

	2024 \$'000	2023 \$'000
Sale of goods		
Products and materials	23,563	28,670
Canteen sales	29,795	29,674
Livestock and produce	1,690	2,545
	55,048	60,889
Rendering of services		
School-related activities	107,112	75,805
Excursions	144,789	127,497
Hire of facilities	38,964	40,157
Sports and extra-curricular activities	87,499	86,795
Subject contributions	41,946	42,883
Agricultural school accommodation and meals	7,795	7,103
Other services rendered	27,962	21,805
	456,067	402,045
	511,115	462,934

Recognition and measurement

Sale of goods

Revenue from sale of goods is recognised when the department satisfies performance obligations by transferring the promised goods.

Type of Good	Nature of Timing of Satisfaction of Performance Obligation, Including Significant Payment Terms	Revenue Recognition Policies
Products and materials	Relates to revenue generated from goods provided to students including school uniforms, learning resources (book packs, textbooks, and other resources for school activities) and other miscellaneous goods from uniform shops. The department satisfies its performance obligation by transferring the promised goods. The payments are due when the goods are transferred to customers and/or when invoices are generated.	Revenue from these sales is recognised based on the price specified on the invoice, and revenue is only recognised to the extent it is highly probable that a significant reversal will not occur. No element of financing is deemed present as the sales are made with a short credit term. No volume discount or warranty is provided on the sales.
Canteen sales	Relates to revenue generated from sale of food and beverages from school operated canteens. The performance obligations are typically satisfied at the point in time when the products are purchased by customers. The payments are due when the goods are transferred to customers.	Revenue from these sales is recognised based on the price specified on the invoice, and revenue is only recognised to the extent that it is highly probable that a significant reversal will not occur. No element of financing is deemed present as the sales are made with a short credit term.
Livestock and produce	Relates to revenue generated from sale of livestock and farming produce. The performance obligations are typically satisfied at the point in time when control of goods is transferred to the customer. Payments are due within 30 days of the invoice date.	Revenue from these sales is recognised based on the price specified on the invoice, and revenue is only recognised to the extent that it is highly probable that a significant reversal will not occur. No element of financing is deemed present as the sales are made with a short credit term. No volume discount or warranty is provided on the sales.

DEPARTMENT OF EDUCATION

Notes to the financial statements for the financial year ended 30 June 2024

3. Revenue (continued)

(b) Sale of goods and services from contracts with customers (continued)

Recognition and measurement (continued)

Rendering of services

Revenue from rendering of services is recognised when the department satisfies performance obligations by transferring the promised services.

Type of Service	Nature of Timing of Satisfaction of Performance Obligation, Including Significant Payment Terms	Revenue Recognition Policies
School-related activities	Relates to revenue generated from temporary visa holders and international students. These include application and service fees, tuition fees, and other related fees. The performance obligations are typically satisfied when the student receives the benefits of the education services provided by the department over time. The payments are due when invoices are generated.	Revenue is recognised when the performance obligations have been satisfied over the period of the service, as payments are usually received in advance (at the start of a school term). In most instances revenue is initially recognised in full over the period of the services and adjustments are made if there is a need for refunds or transfers.
Excursions	Relates to revenue generated from school excursions. The performance obligations are typically satisfied at the point in time when the excursions are provided. The payments are received in advance of the scheduled excursions.	The department has assessed the time between receipt of payments and scheduled excursions as immaterial and therefore revenue is recognised when payment is received. No element of financing is therefore deemed present.
Hire of facilities	Relates to revenue generated from the hire of school facilities (such as halls, classrooms, libraries and multi-purpose courts). The performance obligations are satisfied at the point in time when facilities are used by customers. The payments are typically due within 30 days of the invoice date.	Revenue is recognised based on the price specified on the invoices or contracts. No element of financing is deemed present as the sales are made with a short credit term.
Sports and extra-curricular activities	Relates to revenue generated from performances, functions, extra-curricular and sport related activities. The performance obligations are satisfied at the point in time when the activities occur. The payments are typically due within 30 days of the invoice date.	Revenue is recognised based on the price specified on the invoices. No element of financing is deemed present as the sales are made with a short credit term.
Subject contributions	Relates to revenue generated from parents for elective subject contributions that are specifically linked to a particular subject or activity. The performance obligations are typically satisfied when the student receives the benefits of the education services for a particular subject or activity over time. The payments are received in advance of the scheduled subject or activity.	Revenue is recognised when the performance obligations have been satisfied over the period of the service, as payments are usually received in advance. No element of financing is deemed present as the services are provided with a short credit term.
Agricultural school accommodation and meals	Relates to boarding fees generated from agricultural high schools. The performance obligations are satisfied when the boarders receive the benefits of the services. The payments are typically due within 30 days of the invoice date.	Revenue is recognised when the performance obligations have been satisfied over the period of the service as payments are usually received in advance (at the start of a school term). No element of financing is deemed present as the services are made with a short credit term.
Other services rendered	Relates to revenue generated from other services rendered by the department including distance education course fees, administration charges, or early childhood education annual service fees. Depending on the nature of the services rendered, the department typically satisfies its performance obligations when the services are provided to customers either at a point in time or over time.	When performance obligations are satisfied at a point in time, the revenue is recognised when the promised services are transferred to the customers. For performance obligations satisfied over time, because the customers simultaneously receive and consume the benefits of the services as the department performs its obligation, the revenue is recognised when the department has transferred the promised services to the customers.

(c) Interest revenue

	2024 \$'000	2023 \$'000
Interest from cash holdings	38,477	23,869
	<u>38,477</u>	<u>23,869</u>

13

DEPARTMENT OF EDUCATION

Notes to the financial statements for the financial year ended 30 June 2024

3. Revenue (continued)

(d) Grants and other contributions

	2024 \$'000	2023 \$'000
School generated contributions	51,435	51,069
Contributions of assets without consideration	18,578	232
Donations and industry contributions ¹	42,087	156,228
Grants without sufficiently specific performance obligations:		
• Grants from other public sector agencies	49,505	48,909
• Grants from external parties	923	1,133
Grants to acquire/construct a recognisable non-financial asset to be controlled by the department:		
• Restart NSW grants	(18,916)	20,798
• Digital Restart Fund	51,979	97,598
• Grants from other public sector agencies	12,713	16,170
• Grants from external parties	13,251	--
Other grants with sufficiently specific performance obligations:		
• Grants from other public sector agencies	3,685	4,163
	<u>225,240</u>	<u>396,300</u>

¹ Donations and industry contributions have reduced in 2023-24 as the department received \$2.1 million in COVID-19 personal protective equipment and rapid antigen tests from the Ministry of Health during the financial year, compared to receiving \$110.8 million in 2022-23.

² This includes \$20 million (2022-23: nil) in unspent Restart NSW grants that have been returned to the Restart NSW Fund.

Recognition and measurement

Revenue from grants to acquire/construct a recognisable non-financial asset to be controlled by the department is recognised when the department satisfies its obligations under the transfer. The department satisfies the performance obligations under the transfer to construct assets over time as the non-financial assets are being constructed. The related cost incurred is used to determine the timing of revenue recognition, because this most closely reflects the progress to completion.

Revenue from grants with sufficiently specific performance obligations is recognised when the department satisfies a performance obligation by transferring the promised services. The department provides educational services as agreed with the Department of Home Affairs. The department typically satisfies its performance obligations when it provides educational services.

Revenue from grants with sufficiently specific performance obligations is recognised based on the grant amount specified in the funding agreement/funding approval, and revenue is only recognised to the extent it is highly probable that a significant reversal will not occur. The total funding amount in the contract is allocated to the distinct performance obligation of providing educational services. No element of financing is deemed present as funding payments are usually received in advance or shortly after the relevant obligation is satisfied.

Refer to Note 10 for the transaction price allocated to performance obligations that have not been satisfied at the end of the financial year, and when those amounts are expected to be recognised as revenue.

Revenue from grants without sufficiently specific performance obligations are recognised when the department obtains control over the granted assets (e.g. cash).

(e) Acceptance by the Crown of employee benefits and other liabilities

	2024 \$'000	2023 \$'000
The following liabilities and/or expenses have been assumed by the Crown:		
Superannuation – defined benefit	40,360	55,687
Extended/Long service leave	576,538	490,817
Payroll Tax	2,628	2,913
Redundancy payments	1,588	174
	<u>621,114</u>	<u>549,591</u>

(f) Other revenue

	2024 \$'000	2023 \$'000
Commissions	3,980	3,786
Recoveries from breached agreements	249	452
Fundraising	12,941	15,970
Treasury Managed Fund insurance recovery	225,093	189,745
Miscellaneous revenue	42,682	7,161
	<u>284,945</u>	<u>217,114</u>

14

DEPARTMENT OF EDUCATION

Notes to the financial statements for the financial year ended 30 June 2024

4. Gains/(losses) on disposal

	2024 \$'000	2023 \$'000
Property, plant and equipment and intangible assets		
Gross carrying value	172,786	151,953
Less: accumulated depreciation and amortisation	(52,450)	(42,980)
Written down value disposed	<u>120,336</u>	<u>108,973</u>
Assets held-for-sale disposed	15,573	--
Total net carrying amount disposed	<u>135,909</u>	<u>108,973</u>
Less: proceeds from disposal	209,424	11,742
Total gains/(losses) on disposal	<u>73,515</u>	<u>(97,231)</u>

5. Other gains/(losses)

	2024 \$'000	2023 \$'000
(Increase)/decrease in allowance for expected credit losses:		
• trade receivables from sale of goods and services and from contracts with customers	(1,435)	(129)
• other receivables	(1,085)	15,935
Gains/(losses) on early exit of leases	3	--
Impairment losses on right-of-use assets	(31)	--
	<u>(2,548)</u>	<u>15,806</u>

Recognition and measurement

Impairment losses may arise on non-financial assets held by the department from time to time. Accounting for impairment losses is dependent upon the individual asset (or group of assets) subject to impairment.

Accounting policies and events giving rise to impairment losses are disclosed in the following notes:

- Trade receivables - Note 9
- Property, plant and equipment - Note 12
- Leases - Note 13
- Intangible assets - Note 14.

6. Conditions and restrictions on revenue of not-for-profit entities

The department has conditions and restrictions on some contributions received where funds can only be expended on a specific purpose. In particular, the department received \$34.0 million in cash during the financial year (2022-23: \$70.4 million) to acquire or construct non-financial assets to be controlled by the department. As at 30 June 2024, \$17.7 million remains unspent (2022-23: \$44.4 million). Refer to Note 3(d) and Note 20 for further details.

15

DEPARTMENT OF EDUCATION

Notes to the financial statements for the financial year ended 30 June 2024

7. Disaggregated disclosure statements**(a) Major activity group descriptions**

The following is a list of major activity groups of the department. In order to comply with the requirements of AASB 1052 *Disaggregated Disclosures*, financial details attributed by major activity groups are provided in the disaggregated disclosure statements. Where financial details cannot be attributed to a particular major activity group, they are assigned to the 'Not Attributable' column, in accordance with NSW Treasury Policy and Guidelines TPG 24-05. Appropriation is made to the department rather than the major activity group. Therefore, appropriation is disclosed as 'Not Attributable'.

Major activity group 1: Early Childhood Education

Purpose: A sustainable, accessible, high-quality early childhood education sector.

Major activity group 2: Government Schools

Purpose: A high standard of education for all children and young people in public schools.

Major activity group 3: Non-government Schools

Purpose: A high standard of education for all children and young people in non-government schools.

Major activity group 4: Vocational Education and Training

Purpose: A highly skilled and adaptable workforce that contributes to the prosperity and productivity of New South Wales.

Major activity group 5: NSW Education Standards Authority (NESA)

Purpose: High quality standards for schooling in New South Wales through the regulation of schooling, accreditation of early childhood, primary and secondary teachers, and provision of quality curriculum, assessment and certification by the NSW Education Standards Authority (NESA).

16

DEPARTMENT OF EDUCATION
Notes to the financial statements for the financial year ended 30 June 2024

7. Disaggregated disclosure statements (continued)

(b) Disaggregated disclosure statements: the department's expenses and revenue

	Major activity group 1 ¹ Early Childhood Education		Major activity group 2 ¹ Government Schools		Major activity group 3 ¹ Non-government Schools		Major activity group 4 ¹ Vocational Education and Training	
	2024 \$'000	2023 \$'000	2024 \$'000	2023 \$'000	2024 \$'000	2023 \$'000	2024 \$'000	2023 \$'000
Expenses excluding losses								
Employee related expenses	165,125	102,658	14,020,990	12,858,783	9,060	7,294	108,665	85,218
Operating expenses	38,368	32,966	3,036,486	3,573,364	29,112	24,426	111,217	109,084
Depreciation and amortisation	11,061	6,840	1,114,748	1,058,375	289	234	9,145	6,534
Grants and subsidies	881,122	733,226	60,753	147,642	1,499,626	1,547,810	2,218,957	2,149,184
Finance costs	11	10	14,927	17,123	--	--	--	--
Other expenses	--	--	--	15,522	--	--	--	--
Total expenses excluding losses	1,095,687	875,700	18,247,904	17,670,809	1,538,087	1,579,764	2,447,984	2,350,020
Revenue								
Appropriation ²	--	--	--	--	--	--	--	--
Sale of goods and services from contracts with customers	10,674	2,947	497,406	456,228	--	--	3,035	3,759
Interest revenue	--	--	38,477	23,869	--	--	--	--
Grants and other contributions	3,636	1,786	212,941	383,755	--	1,400	8,663	9,359
Acceptance by the Crown of employee benefits and other liabilities	--	--	--	147,935	--	--	--	--
Other revenue	334	52	278,103	218,783	--	50	6,508	(1,771)
Total revenue	14,644	4,785	1,028,927	1,230,570	--	1,450	18,206	11,347
Operating result								
Gains/(losses) on disposal	--	--	73,515	(97,231)	--	--	--	--
Other gains/(losses)	(1)	(5)	(302)	(272)	--	15,991	(2,245)	92
Net result	(1,081,044)	(870,920)	(17,147,764)	(16,537,742)	(1,538,087)	(1,562,323)	(2,432,023)	(2,338,581)
Other comprehensive income								
<i>Items that will not be reclassified to net result in subsequent years</i>								
Changes in revaluation surplus of property, plant and equipment	--	--	--	--	--	--	--	--
Total other comprehensive income	--	--	--	--	--	--	--	--
TOTAL COMPREHENSIVE INCOME	(1,081,044)	(870,920)	(17,147,764)	(16,537,742)	(1,538,087)	(1,562,323)	(2,432,023)	(2,338,581)

¹ The name and purpose of each major activity group is summarised in Note 7(a).

² Appropriation is made on a departmental basis and not to individual major activity groups. Consequently, appropriation must be included in the 'Not Attributable' column. Portfolio grant funding is attributable to the appropriate major activity groups.

DEPARTMENT OF EDUCATION
Notes to the financial statements for the financial year ended 30 June 2024

7. Disaggregated disclosure statements (continued)

(b) Disaggregated disclosure statements: the department's expenses and revenue (continued)

	Major activity group 5 ¹ NSW Education Standards Authority		Not Attributable		Total	
	2024 \$'000	2023 \$'000	2024 \$'000	2023 \$'000	2024 \$'000	2023 \$'000
Expenses excluding losses						
Employee related expenses	--	--	--	--	14,303,840	13,053,953
Operating expenses	--	--	--	--	3,215,183	3,739,840
Depreciation and amortisation	--	--	--	--	1,135,243	1,071,983
Grants and subsidies	202,052	127,993	--	--	4,862,510	4,705,855
Finance costs	--	--	--	--	14,938	17,133
Other expenses	--	--	--	--	--	15,522
Total expenses excluding losses	202,052	127,993	--	--	23,531,714	22,604,286
Revenue						
Appropriation ²	--	--	22,910,078	21,899,488	22,910,078	21,899,488
Sale of goods and services from contracts with customers	--	--	--	--	511,115	462,934
Interest revenue	--	--	--	--	38,477	23,869
Grants and other contributions	--	--	--	--	225,240	396,300
Acceptance by the Crown of employee benefits and other liabilities	--	--	621,114	401,656	621,114	549,591
Other revenue	--	--	--	--	284,945	217,114
Total revenue	--	--	23,531,192	22,301,144	24,590,969	23,549,296
Operating result						
Gains/(losses) on disposal	--	--	--	--	73,515	(97,231)
Other gains/(losses)	--	--	--	--	(2,548)	15,806
Net result	(202,052)	(127,993)	23,531,192	22,301,144	1,130,222	863,585
Other comprehensive income						
<i>Items that will not be reclassified to net result in subsequent years</i>						
Changes in revaluation surplus of property, plant and equipment	--	--	2,259,386	1,861,035	2,259,386	1,861,035
Total other comprehensive income	--	--	2,259,386	1,861,035	2,259,386	1,861,035
TOTAL COMPREHENSIVE INCOME	(202,052)	(127,993)	25,790,578	24,162,179	3,389,608	2,724,620

¹ The name and purpose of each major activity group is summarised in Note 7(a).

² Appropriation is made on a departmental basis and not to individual major activity groups. Consequently, appropriation must be included in the 'Not Attributable' column. Portfolio grant funding is attributable to the appropriate major activity groups.

DEPARTMENT OF EDUCATION
Notes to the financial statements for the financial year ended 30 June 2024

7. Disaggregated disclosure statements (continued)

(c) Disaggregated disclosure statements: the department's assets and liabilities

	Major activity group 1 ¹ Early Childhood Education		Major activity group 2 ¹ Government Schools		Major activity group 3 ¹ Non-government Schools		Major activity group 4 ¹ Vocational Education and Training	
	2024 \$'000	2023 \$'000	2024 \$'000	2023 \$'000	2024 \$'000	2023 \$'000	2024 \$'000	2023 \$'000
ASSETS								
Current assets								
Cash and cash equivalents	--	--	976,305	768,205	--	--	--	--
Receivables	2,876	1,913	182,233	201,333	1,124	1,266	4,691	5,916
Non-current assets held-for-sale	--	--	--	15,573	--	--	--	--
Total current assets	2,876	1,913	1,158,538	985,111	1,124	1,266	4,691	5,916
Non-current assets								
Receivables	--	--	--	--	--	--	--	--
Property, plant and equipment								
- Land, buildings and improvements	452,650	277,796	44,858,201	41,952,846	11,755	9,295	372,878	259,254
- Plant and equipment	1,314	898	277,043	259,861	39	30	1,150	929
Total property, plant and equipment	453,964	278,695	45,135,244	42,212,707	11,794	9,325	374,028	260,183
Intangible assets	--	--	--	--	--	--	257	197
Right-of-use assets	2,547	1,568	440,587	384,203	118	91	3,643	2,498
Total non-current assets	456,511	280,263	45,575,831	42,596,910	11,912	9,416	377,928	262,878
Total assets	459,387	282,176	46,734,369	43,582,021	13,036	10,682	382,619	268,794
LIABILITIES								
Current liabilities								
Payables	12,024	9,733	972,714	1,091,946	6,181	5,423	25,486	25,586
Contract liabilities	1,324	444	61,691	68,764	--	--	376	567
Borrowings	16	12	21,081	21,154	--	--	--	--
Provisions	21,197	12,036	1,821,599	1,614,464	1,163	855	13,961	9,993
Other current liabilities	783	3	54,703	45,201	--	--	228	5
Total current liabilities	35,344	22,228	2,931,788	2,841,529	7,344	6,278	40,051	36,151
Non-current liabilities								
Borrowings	99	81	134,351	138,117	--	--	--	--
Provisions	902	468	81,475	66,986	49	33	636	432
Other non-current liabilities	66	50	11,392	12,206	3	3	94	79
Total non-current liabilities	1,067	599	227,218	217,309	52	36	730	511
Total liabilities	36,411	22,827	3,159,006	3,058,838	7,396	6,314	40,781	36,662
Net assets	422,976	259,349	43,575,363	40,523,183	5,640	4,368	341,838	232,132

¹ The name and purpose of each major activity group is summarised in Note 7(a).

DEPARTMENT OF EDUCATION
Notes to the financial statements for the financial year ended 30 June 2024

7. Disaggregated disclosure statements (continued)

(c) Disaggregated disclosure statements: the department's assets and liabilities (continued)

	Major activity group 5 ¹ NSW Education Standards Authority		Not Attributable		Total	
	2024 \$'000	2023 \$'000	2024 \$'000	2023 \$'000	2024 \$'000	2023 \$'000
ASSETS						
Current assets						
Cash and cash equivalents	--	--	67,224	101,513	1,043,529	869,718
Receivables	--	--	96,897	134,376	287,821	344,804
Non-current assets held-for-sale	--	--	--	--	--	15,573
Total current assets	--	--	164,121	235,889	1,331,350	1,230,095
Non-current assets						
Receivables	--	--	12,986	19,021	12,986	19,021
Property, plant and equipment						
- Land, buildings and improvements	--	--	--	--	45,695,484	42,499,191
- Plant and equipment	--	--	--	--	279,546	261,719
Total property, plant and equipment	--	--	--	--	45,975,030	42,760,910
Intangible assets	--	--	660,594	507,285	660,851	507,482
Right-of-use assets	--	--	--	--	446,895	388,360
Total non-current assets	--	--	673,580	526,306	47,095,762	43,675,773
Total assets	--	--	837,701	762,195	48,427,112	44,905,868
LIABILITIES						
Current liabilities						
Payables	--	--	--	--	1,016,405	1,132,688
Contract liabilities	--	--	--	--	63,391	69,775
Borrowings	--	--	--	--	21,097	21,166
Provisions	--	--	--	--	1,857,920	1,637,348
Other current liabilities	--	--	--	--	55,714	45,209
Total current liabilities	--	--	--	--	3,014,527	2,906,186
Non-current liabilities						
Borrowings	--	--	--	--	134,450	138,198
Provisions	--	--	--	--	83,062	67,919
Other non-current liabilities	--	--	--	--	11,555	12,338
Total non-current liabilities	--	--	--	--	229,067	218,455
Total liabilities	--	--	--	--	3,243,594	3,124,641
Net assets	--	--	837,701	762,195	45,183,518	41,781,227

¹ The name and purpose of each major activity group is summarised in Note 7(a).

DEPARTMENT OF EDUCATION

Notes to the financial statements for the financial year ended 30 June 2024

8. Current assets - Cash and cash equivalents

	2024 \$'000	2023 \$'000
Cash at bank and on hand	<u>1,043,529</u>	<u>869,718</u>

Cash and cash equivalent assets recognised in the Statement of Financial Position are reconciled at the end of the financial year to the Statement of Cash Flows as follows:

	2024 \$'000	2023 \$'000
Cash and cash equivalents (per Statement of Financial Position)	<u>1,043,529</u>	<u>869,718</u>
Closing cash and cash equivalents (per Statement of Cash Flows)	<u>1,043,529</u>	<u>869,718</u>

The cash and cash equivalents balance includes \$39.6 million (2022-23: \$42.2 million) restricted cash. Refer to Note 16 for further details.

Details regarding credit risk and market risk arising from financial instruments are disclosed in Note 27.

9. Current/Non-current assets - Receivables

	2024 \$'000	2023 \$'000
Current		
Trade receivables from contracts with customers	36,089	31,421
Other receivables	<u>133,751</u>	<u>139,726</u>
	169,840	171,147
Less: Allowance for expected credit losses:		
• Trade receivables from contracts with customers	(1,821)	(1,455)
• Other receivables	<u>(4,359)</u>	<u>(3,274)</u>
Total expected credit losses	<u>(6,180)</u>	<u>(4,729)</u>
Prepayments	<u>124,161</u>	<u>178,386</u>
	<u>287,821</u>	<u>344,804</u>
Non-current		
Other receivables	<u>12,986</u>	<u>19,021</u>
	<u>12,986</u>	<u>19,021</u>
Total Receivables	<u>300,807</u>	<u>363,825</u>

	2024 \$'000	2023 \$'000
Movement in the allowance for expected credit losses		
Balance at the beginning of the financial year	(4,729)	(21,081)
Amounts written off during the financial year	460	566
Amounts recovered during the financial year	1,313	17,508
(Increase)/decrease in allowance recognised in net result	<u>(3,224)</u>	<u>(1,722)</u>
Balance at the end of the financial year	<u>(6,180)</u>	<u>(4,729)</u>

Details regarding credit risk of trade receivables that are neither past due nor impaired are disclosed in Note 27.

21

DEPARTMENT OF EDUCATION

Notes to the financial statements for the financial year ended 30 June 2024

9. Current/Non-current assets - Receivables (Continued)**Recognition and measurement**Initial measurement

Receivables are initially recognised at fair value plus any directly attributable transaction costs. Trade receivables that do not contain a significant financing component are measured at the transaction price.

Subsequent measurement

The department holds receivables with the objective to collect the contractual cash flows and therefore measures them at amortised cost using the effective interest method, less any impairment. Changes are recognised in the net result for the year when impaired, derecognised or through the amortisation process.

Impairment

The department recognises an allowance for expected credit losses (ECLs) for all debt financial assets not held at fair value through profit or loss. ECLs are based on the difference between the contractual cash flows and the cash flows that the department expects to receive, discounted at the original effective interest rate.

For trade receivables, the department applies a simplified approach in calculating ECLs. The department recognises a loss allowance based on lifetime ECLs at each reporting date. The department has established a provision matrix based on its historical credit loss experience for trade receivables, adjusted for forward-looking factors specific to the receivable.

10. Contract assets and liabilities

	2024 \$'000	2023 \$'000
Contract liabilities - current	63,391	69,775
	<u>63,391</u>	<u>69,775</u>

Recognition and measurement

Contract liabilities mainly relates to consideration received in advance from customers in respect of international and overseas student revenue. The department satisfies its performance obligation by providing educational services to these students, typically recognising revenue each month.

	2024 \$'000	2023 \$'000
Revenue recognised that was included in the contract liability balance at the beginning of the financial year	69,775	88,832
Transaction price allocated to the remaining performance obligations from contracts with customers	<u>63,391</u>	<u>69,775</u>

The transaction price allocated to the remaining performance obligations mainly relates to provision of educational services to international and overseas students. One hundred per cent is expected to be recognised as revenue in the 2024-25 financial year when the department satisfies its performance obligations.

11. Non-current assets held-for-sale

	2024 \$'000	2023 \$'000
Assets held-for-sale		
Land and buildings	-	15,573
	<u>-</u>	<u>15,573</u>

Assets held for sale in the 2022-23 financial year comprised the Rowland Hassall Site which was sold in the current financial year. Refer to Note 4.

22

DEPARTMENT OF EDUCATION

Notes to the financial statements for the financial year ended 30 June 2024

12. Non-current assets – Property, plant and equipment

(a) Total Property, plant and equipment

	Land \$'000	Buildings and Improvements ¹ \$'000	Plant and Equipment ¹ \$'000	Total \$'000
2024				
At 1 July 2023 – fair value				
Gross carrying amount	12,003,288	60,573,493	334,141	72,910,922
Accumulated depreciation and impairment	--	(30,077,590)	(72,422)	(30,150,012)
Net carrying amount	<u>12,003,288</u>	<u>30,495,903</u>	<u>261,719</u>	<u>42,760,910</u>
At 30 June 2024 – fair value				
Gross carrying amount	12,819,440	65,591,053	379,491	78,789,984
Accumulated depreciation and impairment	--	(32,715,009)	(99,945)	(32,814,954)
Net carrying amount	<u>12,819,440</u>	<u>32,876,044</u>	<u>279,546</u>	<u>45,975,030</u>
2023				
At 1 July 2022 – fair value				
Gross carrying amount	11,649,181	45,363,110	290,598	57,302,889
Accumulated depreciation and impairment	--	(17,469,249)	(47,491)	(17,516,740)
Net carrying amount	<u>11,649,181</u>	<u>27,893,861</u>	<u>243,107</u>	<u>39,786,149</u>
At 30 June 2023 – fair value				
Gross carrying amount	12,003,288	60,573,493	334,141	72,910,922
Accumulated depreciation and impairment	--	(30,077,590)	(72,422)	(30,150,012)
Net carrying amount	<u>12,003,288</u>	<u>30,495,903</u>	<u>261,719</u>	<u>42,760,910</u>

¹ The value of work in progress for Buildings and Improvements is \$2.7 billion (2022-23: \$2.6 billion) and Plant and Equipment is \$189.4 million (2022-23: \$186.9 million). These work in progress assets are not depreciated as they are not yet available for use.

Reconciliation

A reconciliation of the carrying amount of each class of property, plant and equipment at the beginning and end of the current and previous financial year is set out below:

	Land \$'000	Buildings and Improvements \$'000	Plant and Equipment \$'000	Total \$'000
Financial year ended 30 June 2024				
Net carrying amount at the beginning of the financial year	12,003,288	30,495,903	261,719	42,760,910
Purchases of assets	116,188	1,959,248	70,854	2,146,290
Transfers from other NSW government agencies	12,683	--	--	12,683
Disposals (Note 4)	(53,489)	(64,565)	(208)	(118,262)
Net revaluation increments/(decrements)	692,315	1,596,654	--	2,288,969
Impairment losses (recognised in other comprehensive income)	--	(29,583)	--	(29,583)
Reclassifications between asset types ¹	30,623	(28,224)	(24,412)	(22,013)
Assets received by donation	17,832	224	522	18,578
Depreciation expense (Note 2 (c))	--	(1,053,613)	(28,929)	(1,082,542)
Net carrying amount at the end of the financial year	<u>12,819,440</u>	<u>32,876,044</u>	<u>279,546</u>	<u>45,975,030</u>
Financial year ended 30 June 2023				
Net carrying amount at the beginning of the financial year	11,649,181	27,893,861	243,107	39,786,149
Purchases of assets	114,868	1,991,388	77,314	2,183,570
Reclassification to assets held-for-sale	(15,573)	--	--	(15,573)
Disposals (Note 4)	(2,281)	(106,160)	(532)	(108,973)
Net revaluation increments/(decrements)	257,093	1,625,822	--	1,882,915
Impairment losses (recognised in other comprehensive income)	--	(21,880)	--	(21,880)
Reclassifications between asset types ¹	--	1,196	(32,152)	(30,956)
Assets received by donation	--	49	183	232
Depreciation expense (Note 2 (c))	--	(888,373)	(26,201)	(914,574)
Net carrying amount at the end of the financial year	<u>12,003,288</u>	<u>30,495,903</u>	<u>261,719</u>	<u>42,760,910</u>

¹ The net amount was transferred to Intangible Assets. Refer to Note 14.

Details regarding fair value measurement of property, plant and equipment are disclosed in Note 15.

DEPARTMENT OF EDUCATION

Notes to the financial statements for the financial year ended 30 June 2024

12. Non-current assets – Property, plant and equipment (continued)

(b) Property, plant and equipment held and used by the department

	Land \$'000	Buildings and Improvements \$'000	Plant and Equipment \$'000	Total \$'000
2024				
At 1 July 2023 – fair value				
Gross carrying amount	12,002,967	60,534,585	334,059	72,871,611
Accumulated depreciation and impairment	--	(30,059,992)	(72,366)	(30,132,358)
Net carrying amount	<u>12,002,967</u>	<u>30,474,593</u>	<u>261,693</u>	<u>42,739,253</u>
At 30 June 2024 – fair value				
Gross carrying amount	12,819,213	65,549,849	379,409	78,748,471
Accumulated depreciation and impairment	--	(32,696,500)	(99,872)	(32,796,372)
Net carrying amount	<u>12,819,213</u>	<u>32,853,349</u>	<u>279,537</u>	<u>45,952,099</u>
2023				
At 1 July 2022 – fair value				
Gross carrying amount	11,648,914	45,337,672	290,516	57,277,102
Accumulated depreciation and impairment	--	(17,460,465)	(47,451)	(17,507,916)
Net carrying amount	<u>11,648,914</u>	<u>27,877,207</u>	<u>243,065</u>	<u>39,769,186</u>
At 30 June 2023 – fair value				
Gross carrying amount	12,002,967	60,534,585	334,059	72,871,611
Accumulated depreciation and impairment	--	(30,059,992)	(72,366)	(30,132,358)
Net carrying amount	<u>12,002,967</u>	<u>30,474,593</u>	<u>261,693</u>	<u>42,739,253</u>

Reconciliation

A reconciliation of the carrying amount of each class of property, plant and equipment held and used by the department at the beginning and end of the current financial year is set out below:

	Land \$'000	Buildings and Improvements \$'000	Plant and Equipment \$'000	Total \$'000
Financial year ended 30 June 2024				
Net carrying amount at the beginning of the financial year	12,002,967	30,474,593	261,693	42,739,253
Purchases of assets	116,188	1,957,594	70,854	2,144,636
Transfers (to)/from other government agencies	12,683	--	--	12,683
Disposals (Note 4)	(53,489)	(64,565)	(208)	(118,262)
Net revaluation increments/(decrements)	692,301	1,596,012	--	2,288,313
Impairment losses (recognised in other comprehensive income)	--	(29,583)	--	(29,583)
Reclassifications between asset types ¹	30,623	(28,224)	(24,412)	(22,013)
Transfers (to)/from assets where the department is a lessor under operating leases	108	(1)	1	108
Assets received by donation	17,832	224	522	18,578
Depreciation expense (Note 2 (c))	--	(1,052,701)	(28,913)	(1,081,614)
Net carrying amount at the end of the financial year	<u>12,819,213</u>	<u>32,853,349</u>	<u>279,537</u>	<u>45,952,099</u>
Financial year ended 30 June 2023				
Net carrying amount at the beginning of the financial year	11,648,914	27,877,207	243,065	39,769,186
Purchases of assets	114,868	1,991,373	77,314	2,183,555
Reclassification to assets held-for-sale	(15,573)	--	--	(15,573)
Disposals (Note 4)	(2,281)	(106,160)	(532)	(108,973)
Net revaluation increments/(decrements)	257,039	1,613,895	--	1,870,934
Impairment losses (recognised in other comprehensive income)	--	(21,880)	--	(21,880)
Reclassifications between asset types ¹	--	1,196	(32,152)	(30,956)
Transfers (to)/from assets where the department is a lessor under operating leases	--	(1,116)	--	(1,116)
Assets received by donation	--	49	183	232
Depreciation expense (Note 2 (c))	--	(879,971)	(26,185)	(906,156)
Net carrying amount at the end of the financial year	<u>12,002,967</u>	<u>30,474,593</u>	<u>261,693</u>	<u>42,739,253</u>

¹ The net amount was transferred to Intangible Assets. Refer to Note 14.

DEPARTMENT OF EDUCATION

Notes to the financial statements for the financial year ended 30 June 2024

12. Non-current assets – Property, plant and equipment (continued)

(c) Property, plant and equipment where the department is a lessor under operating leases

	Land \$'000	Buildings and Improvements \$'000	Plant and Equipment \$'000	Total \$'000
2024				
At 1 July 2023 – fair value				
Gross carrying amount	321	38,908	82	39,311
Accumulated depreciation and impairment	--	(17,598)	(56)	(17,654)
Net carrying amount	<u>321</u>	<u>21,310</u>	<u>26</u>	<u>21,657</u>
At 30 June 2024 – fair value				
Gross carrying amount	227	41,204	82	41,513
Accumulated depreciation and impairment	--	(18,509)	(73)	(18,582)
Net carrying amount	<u>227</u>	<u>22,695</u>	<u>9</u>	<u>22,931</u>
2023				
At 1 July 2022 – fair value				
Gross carrying amount	267	25,438	82	25,787
Accumulated depreciation and impairment	--	(8,784)	(40)	(8,824)
Net carrying amount	<u>267</u>	<u>16,654</u>	<u>42</u>	<u>16,963</u>
At 30 June 2023 – fair value				
Gross carrying amount	321	38,908	82	39,311
Accumulated depreciation and impairment	--	(17,598)	(56)	(17,654)
Net carrying amount	<u>321</u>	<u>21,310</u>	<u>26</u>	<u>21,657</u>

Reconciliation

A reconciliation of the carrying amount of each class of property, plant and equipment subject to a lease at the beginning and end of the current financial year is set out below:

	Land \$'000	Buildings and Improvements \$'000	Plant and Equipment \$'000	Total \$'000
Financial year ended 30 June 2024				
Net carrying amount at the beginning of the financial year	321	21,310	26	21,657
Purchases of assets	--	1,654	--	1,654
Net revaluation increment/(decrement)	14	642	--	656
Transfers (to)/from assets held and used by the department	(108)	1	(1)	(108)
Depreciation expense	--	(912)	(16)	(928)
Net carrying amount at the end of the financial year	<u>227</u>	<u>22,695</u>	<u>9</u>	<u>22,931</u>
Financial year ended 30 June 2023				
Net carrying amount at the beginning of the financial year	267	16,654	42	16,963
Purchases of assets	--	15	--	15
Net revaluation increment/(decrement)	54	11,927	--	11,981
Transfers (to)/from assets held and used by the department	--	1,116	--	1,116
Depreciation expense	--	(8,402)	(16)	(8,418)
Net carrying amount at the end of the financial year	<u>321</u>	<u>21,310</u>	<u>26</u>	<u>21,657</u>

25

DEPARTMENT OF EDUCATION

Notes to the financial statements for the financial year ended 30 June 2024

12. Non-current assets – Property, plant and equipment (continued)

Recognition and measurement

Acquisition of property, plant and equipment

Property, plant and equipment are initially measured at cost and subsequently revalued at fair value less accumulated depreciation and impairment. Cost is the amount of cash or cash equivalents paid or the fair value of the other consideration given to acquire the asset at the time of its acquisition or construction or, where applicable, the amount attributed to that asset when initially recognised in accordance with the requirements of other Australian Accounting Standards.

Assets acquired at no cost, or for nominal consideration, are initially recognised at their fair value at the date of acquisition (see also assets transferred as a result of an equity transfer - Note 21).

Capitalisation threshold

Property, plant and equipment costing \$10,000 and above individually (or forming part of an asset group costing more than \$10,000) are capitalised.

Depreciation of property, plant and equipment

Except for certain non-depreciable assets, depreciation is provided for on a straight-line basis so as to write off the depreciable amount of each asset as it is consumed over its estimated useful life to the department.

All material identifiable components of assets are depreciated separately over their estimated useful lives.

Land is not a depreciable asset. Certain heritage assets including heritage buildings may not have a limited useful life because appropriate curatorial and preservation policies are adopted. Such assets are not subject to depreciation. The decision not to recognise depreciation for these assets is reviewed annually.

The useful life ranges of buildings were previously updated as part of the comprehensive revaluation of buildings in the 2022-23 financial year. The updated useful lives were informed by independent estimates from an external quantity surveyor, information from the life cycle costing model, and the age of the buildings portfolio.

The estimated useful lives were reviewed in the current financial year and no changes were required. The actual useful life of building assets may be different to their estimated useful life depending on the frequency of use and the asset's condition. Estimated useful lives are shown in the table below.

Assets owned by the department	Useful Life Range
Buildings	25 to 200 years
Leasehold Improvements	Term of the lease
Heritage Buildings	Indefinite
Plant and Equipment	3 to 17 years

Revaluation of property, plant and equipment

Physical non-current assets are valued in accordance with NSW Treasury Policy and Guidelines Paper TPP 21-09 *Policy and Guidelines Paper: Valuation of Physical Non-Current Assets at Fair Value* (TPP21-09) and Treasurer's Direction TD21-05 *Valuation of Physical Non-Current Assets at Fair Value* (TD21-05). TD21-05 and TPP21-09 adopt fair value in accordance with AASB 13 *Fair Value Measurement*, and AASB 116 *Property, Plant and Equipment*.

Fair value measurement of property, plant and equipment is based on the highest and best use by market participants that is physically possible, legally permissible and financially feasible. The highest and best use must be available at a period that is not remote and take into account the characteristics of the asset being measured, including any socio-political restrictions imposed by government. In most cases, after taking into account these considerations, the highest and best use is the existing use. In limited circumstances, the highest and best use may be a feasible alternative use, where there are no restrictions on use or where there is feasible higher restricted alternative use. The NSW government requires the department to operate its land and buildings as school sites to deliver public education services. Therefore, the highest and best use for land and building assets is their existing use as school sites.

Fair value of property, plant and equipment is based on a market participant's perspective, using valuation techniques (e.g. market approach, cost approach or income approach) that maximise relevant observable inputs and minimise unobservable inputs. In accordance with TPP 21-09, the department determines the fair value of its land assets using a market approach. For building assets, fair value is determined using the replacement cost method, as there is no market-based evidence of fair value. Refer to Note 15 for further information regarding fair value.

Revaluations are performed with sufficient regularity to ensure the carrying amount of each asset in the class does not differ materially from its fair value at reporting date. The department conducts a comprehensive revaluation at least every three financial years for land, where the market approach is the most appropriate valuation technique; and at least every five financial years for buildings and improvements, where a replacement cost valuation technique is used.

26

DEPARTMENT OF EDUCATION

Notes to the financial statements for the financial year ended 30 June 2024

12. Non-current assets – Property, plant and equipment (continued)**Recognition and measurement (continued)****Revaluation of property, plant and equipment (continued)**

The department engaged Valuation NSW (VNSW) to conduct a comprehensive revaluation of land assets for the year ended 30 June 2024. VNSW also conducted the last comprehensive revaluation of land assets for the year ended 30 June 2021. A market approach was applied to all land assets, resulting in a fair value increment of \$692.3 million as at 30 June 2024. For the current year land valuation, a discount of 20% has been applied to all land restricted to use as a school, which aligns the approach across metropolitan and regional areas. All other aspects of the valuation approach, methodology, assumptions and determination of highest and best use is consistent with the previous comprehensive revaluation of land assets. The department conducted a review of the valuation results and reflected the results in the financial statements to ensure land asset carrying values are materially representative of fair value.

The last comprehensive revaluation of buildings and improvements was completed for the year ended 30 June 2023. A replacement cost approach was used for revaluation of buildings and improvements, and a market approach was used for revaluation of residences. Both approaches were based on independent external inputs and assessments. Specially designed buildings and residential buildings were valued by VNSW. All other buildings were revalued based on valuation inputs provided independently by Altus Group.

Interim revaluations are conducted between comprehensive revaluations where cumulative changes to indicators suggest fair value may differ materially from carrying value. The department conducted an interim management revaluation of building assets for the year ended 30 June 2024 with an indexation factor of 5.3% applied based on valuation advice provided by VNSW.

Non-specialised plant and equipment with short useful lives are measured at depreciated historical cost, which approximate their fair values. The department has assessed that any difference between fair value and depreciated historical cost is unlikely to be material.

Revaluation increments are recognised in other comprehensive income and credited to the asset revaluation surplus in equity. However, to the extent that an increment reverses a revaluation decrement in respect of the same class of asset previously recognised as a loss in the net result, the increment is recognised immediately as a gain in the net result. Revaluation decrements are recognised immediately as a loss in the net result, except to the extent that the revaluation decrement offsets an existing revaluation surplus within the same class of assets, in which case, the decrement is debited directly to the asset revaluation surplus in equity. As a not-for-profit entity, revaluation increments and decrements are offset against one another within a class of non-current assets, but not otherwise.

When revaluing non-current assets using the cost approach, the gross amount and the related accumulated depreciation are separately restated. Where the market approach is used, accumulated depreciation is eliminated against the gross carrying amount of the asset and the net amount restated to the revalued amount of the asset.

Where an asset that has previously been revalued is disposed of, any balance remaining in the asset revaluation surplus in respect of that asset is transferred to accumulated funds.

The residual values, useful lives and methods of depreciation of property, plant and equipment are reviewed at each financial year end, and the impacts of climate change are considered when performing this review.

13. Leases**(a) The department as a lessee**

The department leases various properties, equipment and motor vehicles. The department typically enters into lease contracts for fixed periods, ranging from more than one year to 99 years, but may have extension options available. Lease terms are negotiated on an individual basis and contain a range of different terms and conditions. The lease agreements do not impose any covenants, but leased assets may not be used as security for borrowing purposes. The department does not provide residual value guarantees in relation to leases.

Extension and termination options are included in a number of leases. These terms are used to maximise operational flexibility in terms of managing contracts. The majority of extension and termination options held are exercisable only by the department and not by the respective lessor. In determining the lease term, management considers all facts and circumstances that create an economic incentive to exercise an extension option, or not exercise a termination option. Extension options (or periods after termination options) are only included in the lease term if the lease is reasonably certain to be extended (or not terminated).

27

DEPARTMENT OF EDUCATION

Notes to the financial statements for the financial year ended 30 June 2024

13. Leases (continued)**(a) The department as a lessee (continued)****Right-of-use assets**

The following table presents right-of-use assets that do not meet the definition of investment property. The department does not hold any right-of-use assets that meet the definition of investment property.

	Land \$'000	Buildings and Improvements \$'000	Plant and Equipment \$'000	Total \$'000
2024				
Balance at the beginning of the financial year	7,594	362,143	18,623	388,360
Additions	972	61,711	11,571	74,254
Depreciation expense	(421)	(4,402)	(10,319)	(15,142)
Impairment losses (recognised in other gains/(losses) - Note 5)	--	(31)	--	(31)
Disposals	--	--	(546)	(546)
Balance at the end of the financial year	<u>8,145</u>	<u>419,421</u>	<u>19,329</u>	<u>446,895</u>

	Land \$'000	Buildings and Improvements \$'000	Plant and Equipment \$'000	Total \$'000
2023				
Balance at the beginning of the financial year	7,692	339,822	19,437	366,951
Additions	11	33,704	9,377	43,092
Depreciation expense	(109)	(11,318)	(9,913)	(21,340)
Impairment losses (recognised in other gains/(losses) - Note 5)	--	--	--	--
Disposals	--	(65)	(278)	(343)
Balance at the end of the financial year	<u>7,594</u>	<u>362,143</u>	<u>18,623</u>	<u>388,360</u>

Lease liabilities

The following table presents liabilities under leases.

	2024 \$'000	2023 \$'000
Balance at the beginning of the financial year	(159,364)	(169,569)
Additions	(12,542)	(9,684)
Interest expenses	(14,938)	(17,133)
Payments of principal and interest	30,748	36,744
Disposals	549	278
Balance at the end of the financial year	<u>(155,547)</u>	<u>(159,364)</u>

The following amounts were recognised in the Statement of Comprehensive Income during the period in respect of leases where the department is the lessee:

	2024 \$'000	2023 \$'000
Depreciation expense of right-of-use assets	15,142	21,340
Interest expense on lease liabilities	14,938	17,133
Lease expenses for short-term leases ¹	2	--
Lease expenses for leases of low-value assets ¹	7,073	6,295
Total amount recognised in the Statement of Comprehensive Income	<u>37,155</u>	<u>44,768</u>

The department had total cash outflows for leases of \$37.8 million in the financial year 2023-24 (2022-23: \$43.0 million).

¹ These expenses will not reconcile to the lease expenses reported in Note 2(b) as these amounts do not include non-lease components of lease contracts, such as management fees, cleaning and maintenance.

Leases at significantly below-market terms and conditions principally to enable the department to further its objectives

The department entered into multiple below-market terms leases to further its educational objectives, including the use of land for playing fields, land for demountable classrooms, and access to school grounds. The lease agreements require the leased assets to be used by the department for educational purposes. These assets account for a small portion of the similar assets the department is using for the purpose of providing educational services to students. Therefore, these below-market term leases do not have a significant impact on the department's operations.

28

DEPARTMENT OF EDUCATION

Notes to the financial statements for the financial year ended 30 June 2024

13. Leases (continued)**(a) The department as a lessee (continued)****Lease liabilities (continued)****Recognition and measurement**

The department assesses at contract inception whether a contract is, or contains, a lease. That is, if the contract conveys the right to control the use of an identified asset for a period of time in exchange for consideration.

The department recognises lease liabilities to make lease payments and right-of-use assets representing the right to use the underlying assets, except for short-term leases and leases of low-value assets.

Right-of-use assets

The department recognises right-of-use assets at the commencement date of the lease (i.e. the date the underlying asset is available for use). Right-of-use assets are initially measured at the amount of initial measurement of the lease liability (refer below), adjusted by any lease payments made at or before the commencement date and lease incentives, any initial direct costs incurred, and estimated costs of dismantling and removing the asset or restoring the site.

The right-of-use assets are subsequently measured at cost. They are depreciated on a straight-line basis over the shorter of the lease term and the estimated useful lives of the assets, as follows:

- Land: two to 99 years
- Buildings and improvements: one to 99 years
- Plant and equipment: three to five years.

If ownership of the leased asset transfers to the department at the end of the lease term or the cost reflects the exercise of a purchase option, depreciation is calculated using the estimated useful life of the asset.

Lease liabilities

At the commencement date of the lease, the department recognises lease liabilities measured at the present value of lease payments to be made over the lease term. Lease payments include:

- fixed payments (including in substance fixed payments) less any lease incentives receivable; and
- variable lease payments that depend on an index or a rate.

The lease payments are discounted using the interest rate implicit in the lease. If that rate cannot be readily determined, the department uses the incremental borrowing rate as determined by NSW Treasury Corporation (TCorp) which varies depending on the lease term. Refer to Note 27 for the weighted-average interest rate as at 30 June 2024 and 30 June 2023.

After the commencement date, measurement of lease liabilities reflects the accretion of interest and reduction for lease payments made. In addition, the carrying amount of lease liabilities is remeasured if there is a modification, a change in the lease term, or a change in the lease payments (e.g., changes to future payments resulting from a change in an index or rate used to determine such lease payments).

Short-term leases and leases of low-value assets

The department applies the short-term lease recognition exemption to its short-term leases of machinery and equipment (i.e., those leases that have a lease term of 12 months or less from the commencement date and do not contain a purchase option).

The department also applies the lease of low-value assets recognition exemption to leases of office equipment (mainly printers and photocopiers in schools) that are considered to be low value (i.e. assets with a fair value of \$10,000 or less when new).

Lease payments for short-term leases and leases of low value assets are recognised as expenses on a straight-line basis over the lease term, instead of recognising a right-of-use asset and lease liability.

Leases that have significantly below-market terms and conditions principally to enable the department to further its objectives

The initial and subsequent measurement of right-of-use assets under leases at significantly below-market terms and conditions that are entered into principally to enable the department to further its objectives is the same as normal right-of-use assets, i.e. measured at cost, subject to impairment.

These right-of-use assets are depreciated on a straight-line basis over the shorter of the lease term and the estimated useful lives of the assets.

DEPARTMENT OF EDUCATION

Notes to the financial statements for the financial year ended 30 June 2024

13. Leases (continued)**(b) The department as a lessor**

The department leases some properties to tenants under operating lease agreements with rentals payable as per the terms and conditions of the lease agreement. Lease agreements for some contracts include CPI increases, but there are no other variable lease payments that depend on an index or rate.

Lessor for operating leases

Future minimum rentals receivable (undiscounted) under non-cancellable operating leases as at 30 June are, as follows:

	2024 \$'000	2023 \$'000
Within one year	147	259
One to two years	149	262
Two to three years	152	175
Three to four years	117	146
Four to five years	48	150
Later than five years	387	551
Total (excluding GST)	<u>1,000</u>	<u>1,543</u>

Recognition and measurement - lessor for operating leases

An operating lease is a lease that does not transfer substantially all the risks and rewards incidental to ownership of an asset.

Rental revenue arising is accounted for on a straight-line basis over the lease terms and is included in revenue in the Statement of Comprehensive Income due to its operating nature. Initial direct costs incurred in negotiating and arranging an operating lease are added to the carrying amount of the underlying asset and recognised over the lease term on the same basis as rental revenue. Contingent rents are recognised as revenue in the period in which they are earned.

14. Intangible assets

	2024 \$'000	2023 \$'000
Software		
At 1 July		
Cost (gross carrying amount)	846,776	924,254
Accumulated amortisation	(339,294)	(464,251)
Net carrying amount	<u>507,482</u>	<u>460,003</u>
At 30 June		
Cost (gross carrying amount)	1,037,704	846,776
Accumulated amortisation	(376,853)	(339,294)
Net carrying amount ¹	<u>660,851</u>	<u>507,482</u>
Financial year ended 30 June		
Net carrying amount at the beginning of the financial year	507,482	460,003
Additions:		
• internally developed	111,499	97,481
• acquired separately	59,490	55,108
Disposals	(2,074)	–
Reclassifications between asset types ²	22,013	30,959
Amortisation expense	(37,559)	(136,069)
Net carrying amount at the end of the financial year ¹	<u>660,851</u>	<u>507,482</u>

¹ The value of work in progress for Software is \$487.6 million (2022-23: \$345.3 million). These work in progress assets are not amortised as they are not yet available for use.

² These balances were transferred from Property, Plant and Equipment. Refer to Note 12.

Recognition and measurement

The capitalisation threshold for intangible assets is \$50,000.

The useful lives of intangible assets are assessed to be finite. The department's intangible assets are amortised using the straight-line method over a period of 3 to 17 years. The amortisation period and the amortisation method for an intangible asset with a finite useful life are reviewed at least at the end of each financial year.

DEPARTMENT OF EDUCATION

Notes to the financial statements for the financial year ended 30 June 2024

15. Fair value measurement of non-financial assets**Fair value measurement and hierarchy**

Fair value is the price that would be received to sell an asset or paid to transfer a liability in an orderly transaction between market participants at the measurement date. The fair value measurement is based on the presumption that the transaction to sell the asset or transfer the liability takes place either in the principal market for the asset or liability or in the absence of a principal market, in the most advantageous market for the asset or liability.

When measuring fair value, the valuation technique used maximises the use of relevant observable inputs and minimises the use of unobservable inputs. Under AASB 13 *Fair Value Measurement*, the department categorises, for disclosure purposes, the valuation techniques based on the inputs used in the valuation techniques as follows:

- Level 1 – quoted (unadjusted) prices in active markets for identical assets/liabilities that the department can access at the measurement date.
- Level 2 – inputs other than quoted prices included within Level 1 that are observable, either directly or indirectly.
- Level 3 – inputs that are not based on observable market data (unobservable inputs).

The department recognises transfers between levels of the fair value hierarchy at the end of the reporting period during which the change has occurred.

(a) Fair value hierarchy

	Level 1 \$'000	Level 2 \$'000	Level 3 \$'000	Total fair value \$'000
Financial year ended 30 June 2024				
Land	--	--	12,819,440	12,819,440
Buildings and Improvements	--	--	32,847,180	32,847,180
Residences	--	28,864	--	28,864
	<u>--</u>	<u>28,864</u>	<u>45,666,620</u>	<u>45,695,484</u>
Financial year ended 30 June 2023				
Land	--	--	12,003,288	12,003,288
Buildings and Improvements	--	--	30,466,678	30,466,678
Residences	--	29,225	--	29,225
	<u>--</u>	<u>29,225</u>	<u>42,469,966</u>	<u>42,499,191</u>

(b) Valuation techniques, inputs and processes

The fair value of non-financial assets that are not traded in an active market is determined using valuation techniques. These valuation techniques maximise the use of observable market data where it is available and rely as little as possible on the department's specific estimates. If all significant inputs required to determine the fair value of an asset are observable, the assets are included in Level 2. If one or more of the significant inputs is not based on observable market data, the asset is included in Level 3.

The best evidence of fair value is current prices in an active market for similar assets. Where such information is not available, the department considers information from a variety of sources, including:

- independent advice from external professional valuers;
- recent prices of similar assets in less active markets, adjusted for differences; and
- market evidence with consideration made for condition, location, comparability, restriction.

DEPARTMENT OF EDUCATION

Notes to the financial statements for the financial year ended 30 June 2024

15. Fair value measurement of non-financial assets (continued)**(c) Reconciliation of recurring Level 3 fair value measurements**

The following table shows a reconciliation from the opening balances to the closing balances for Level 3 fair values.

	Land \$'000	Buildings and Improvements \$'000	Total Recurring Level 3 \$'000
Fair value as at 1 July 2023	12,003,288	30,466,678	42,469,966
Purchases of assets	116,188	1,958,369	2,074,557
Transfers from other NSW government agencies	12,683	--	12,683
Disposals	(53,489)	(64,565)	(118,054)
Net revaluation increments/(decrements)	692,315	1,596,088	2,288,403
Impairment losses (recognised in other comprehensive income)	--	(29,583)	(29,583)
Reclassification between asset types	30,623	(28,224)	2,399
Assets received by donation	17,832	224	18,056
Depreciation expense	--	(1,051,807)	(1,051,807)
Fair value as at 30 June 2024	<u>12,819,440</u>	<u>32,847,180</u>	<u>45,666,620</u>
	Land \$'000	Buildings and Improvements \$'000	Total Recurring Level 3 \$'000
Fair value as at 1 July 2022	11,649,181	27,876,834	39,526,015
Purchases of assets	114,868	1,991,388	2,106,256
Reclassification to assets held-for-sale	(15,573)	--	(15,573)
Disposals	(2,281)	(106,160)	(108,441)
Net revaluation increments/(decrements)	257,093	1,611,996	1,869,089
Impairment losses (recognised in other comprehensive income)	--	(21,880)	(21,880)
Reclassification between asset types	--	1,196	1,196
Assets received by donation	--	49	49
Depreciation expense	--	(886,745)	(886,745)
Fair value as at 30 June 2023	<u>12,003,288</u>	<u>30,466,678</u>	<u>42,469,966</u>

16. Restricted assets

Cash and cash equivalent assets include restricted cash of \$39.6 million (2022-23: \$42.2 million) made up of:

- \$3.7 million (2022-23: \$6.9 million) in an interest-bearing bank account where transactions are restricted to monthly service payments to the private service provider of 11 schools.
- \$16.0 million (2022-23: \$15.3 million) as monies held by schools on behalf of third parties. These funds include charitable donations and represent funds that are collected by schools on behalf of other organisations.
- \$19.9 million (2022-23: nil) relating to recoveries of unspent Before and After School Care voucher program funding to be returned to NSW Treasury.
- In the 2022-23 financial year the department held \$20 million cash relating to unspent Restart NSW funding, which was returned to NSW Treasury in the 2023-24 financial year.

DEPARTMENT OF EDUCATION

Notes to the financial statements for the financial year ended 30 June 2024

17. Current liabilities - Payables

	2024 \$'000	2023 \$'000
Accrued salaries, wages and on-costs	293,069	282,754
Creditors	645,739	784,615
Payroll tax and fringe benefit tax	69,073	49,902
Other ¹	8,524	15,417
	<u>1,016,405</u>	<u>1,132,688</u>

Details regarding liquidity risk, including a maturity analysis of the above payables are disclosed in Note 27.

¹ Includes other third party holdings (for example student deposits) of \$6.2 million (2022-23: \$6.7 million).

Recognition and measurement

Payables are financial liabilities at amortised cost, initially measured at fair value, net of directly attributable transaction costs. These are subsequently measured at amortised cost using the effective interest method. Gains and losses are recognised in the net result when the liabilities are derecognised as well as through the amortisation process.

Creditor payments are typically settled within 30 days of the tax invoice date, unless a contractual agreement stipulates a longer term.

18. Current/Non-current liabilities - Borrowings

	2024 \$'000	2023 \$'000
Current		
Lease liabilities (refer Note 13)	21,097	21,166
	<u>21,097</u>	<u>21,166</u>
Non-current		
Lease liabilities (refer Note 13)	134,450	138,198
	<u>134,450</u>	<u>138,198</u>
Total Borrowings	<u>155,547</u>	<u>159,364</u>

Details regarding liquidity risk and market risk, including a maturity analysis of the above payables are disclosed in Note 27.

Changes in liabilities arising from financing activities

The only cash changes arising from financing activities during the financial year were \$15.8 million (2022-23: \$19.6 million) of repayments for the principal portion for lease liabilities.

33

DEPARTMENT OF EDUCATION

Notes to the financial statements for the financial year ended 30 June 2024

19. Current/Non-current liabilities - Provisions

	2024 \$'000	2023 \$'000
Current		
Current provisions expected to be settled within 12 months		
Employee benefits and related on-costs		
Annual leave	100,577	82,504
Annual and non-term leave (Vacation leave)	674,143	663,076
Payroll tax on annual leave	42,222	38,716
Annual leave on extended/long service leave	192,944	165,364
Workers' compensation on extended/long service leave	50,462	33,073
Payroll tax on extended/long service leave	161,776	150,206
Superannuation on extended/long service leave	255,279	195,681
Superannuation on annual leave	85,455	81,105
Annual leave loading	82,566	77,441
Paid parental leave and related on-costs ¹	96,765	42,850
Other employee benefits and related on-costs	66,532	58,024
	<u>1,808,721</u>	<u>1,588,040</u>
Other provisions		
Other	23,110	20,731
	<u>23,110</u>	<u>20,731</u>
Current provisions expected to be settled beyond 12 months		
Annual leave	22,346	24,774
Payroll tax on annual leave	1,218	1,350
Superannuation on annual leave	2,525	2,453
	<u>26,089</u>	<u>28,577</u>
Total provisions - current	<u>1,857,920</u>	<u>1,637,348</u>

¹ Paid parental leave and related on-costs have been separately disclosed this year. The total current provisions balance in the comparative year remains unchanged, however \$42.9 million has been reallocated from 'Other employee benefits and related on-costs'.

	2024 \$'000	2023 \$'000
Non-current		
Employee benefits and related on-costs		
Payroll tax on extended/long service leave	17,975	14,856
Annual leave on extended/long service leave	21,438	16,356
Workers' compensation on extended/long service leave	5,607	3,272
Superannuation on extended/long service leave	28,364	19,354
	<u>73,384</u>	<u>53,838</u>
Other provisions		
Other	9,678	14,081
	<u>9,678</u>	<u>14,081</u>
Total provisions - non-current	<u>83,062</u>	<u>67,919</u>
Aggregate employee benefits and related on-costs		
Provisions	1,908,194	1,670,455
Accrued salaries, wages and on-costs (Note 17)	293,069	282,754
	<u>2,201,263</u>	<u>1,953,209</u>

Movement in provisions (other than employee benefits)

Movements in each class of provision during the financial year, other than employee benefits, are set out below:

	2024 \$'000	2023 \$'000
Other		
Carrying amount at the beginning of the financial year	34,812	76,189
Additional provisions recognised	757	330
Amounts used	(12)	(39,852)
Unused amounts reversed	(1,496)	(2,349)
Write back of provision	(1,694)	-
Unwinding of discount rate	421	494
Carrying amount at the end of the financial year	<u>32,788</u>	<u>34,812</u>

The provision represents the net present value of future liabilities for restoration and provisions for legal disputes.

34

DEPARTMENT OF EDUCATION

Notes to the financial statements for the financial year ended 30 June 2024

19. Current/Non-current liabilities - Provisions (continued)**Recognition and measurement**Employee benefits and related on-costsSalaries and wages, annual leave and paid parental leave

Salaries and wages (including non-monetary benefits) that are expected to be settled wholly within 12 months after the end of the period in which the employees render the service are recognised and measured at the undiscounted amounts of the benefits.

Annual leave is not expected to be settled wholly before 12 months after the end of the annual reporting period in which the employees render the related service. As such, it is required to be measured at present value in accordance with AASB 119 Employee Benefits (although short-cut methods are permitted).

Actuarial advice obtained by NSW Treasury has confirmed that using the nominal annual leave balance plus the annual leave entitlements accrued while taking annual leave (calculated using 8.4% (2022-23: 8.4%) of the nominal value of annual leave) can be used to approximate the present value of the annual leave liability. The department has assessed the actuarial advice based on the department's circumstances and has determined that the effect of discounting is immaterial to annual leave. All annual leave is classified as a current liability even where the department does not expect to settle the liability within 12 months as the department does not have an unconditional right to defer settlement.

Paid parental leave can be accumulated for up to 24 months and the provision is recognised when an employee becomes eligible. The provision is valued based on parental leave yet to be paid.

Extended/Long service leave and superannuation

The department's liabilities for extended/long service leave and defined benefit superannuation are assumed by the Crown in right of the State of New South Wales (the Crown). The department accounts for the liability as having been extinguished, resulting in the amount assumed being shown as part of the non-monetary revenue item described as 'Acceptance by the Crown of employee benefits and other liabilities'.

Extended leave for permanent and long-term temporary employees is measured at the present value of expected future payments to be made in respect of services provided up to the reporting date. Consideration is given to certain factors based on actuarial review, including expected future wage and salary levels, experience of employee departures, and periods of service. Expected future payments are discounted using the Commonwealth Government bond rate at the reporting date.

The superannuation expense for the financial year is determined by using the formulae specified in the relevant Treasurer's Directions. The expense for certain superannuation schemes (i.e. Basic Benefit and First State Super) is calculated as a percentage of the employees' salary. For other superannuation schemes (i.e. State Superannuation Scheme and State Authorities Superannuation Scheme), the expense is calculated as a multiple of the employees' superannuation contributions.

Employer's contributions to the defined contribution plans are expensed when incurred.

Annual and non-term leave (Vacation leave) provision

Teachers and School Administrative and Support Staff accrue vacation leave from the start of school term one and exhaust their entitlement by the last day of the term four school vacation. Their entitlement at the reporting date is calculated according to eligibility, number of days on duty up to the reporting date and relevant industrial conditions. The provision balance at the reporting date is calculated based on the vacation leave entitlement accrued at the rates of pay of eligible staff and deducting any vacation leave taken during school vacations since school term one.

Consequential on-costs

Consequential costs to employment are recognised as liabilities and expenses where the employee benefits to which they relate have been recognised. This includes outstanding amounts of payroll tax, workers' compensation insurance premiums and superannuation.

Other provisions

The department is involved in litigation with a third party seeking a penalty for breach of contract. The information usually required by AASB 137 *Provisions, Contingent Liabilities and Contingent Assets* is not disclosed on the grounds that it can be expected to seriously prejudice the outcome of the litigation.

DEPARTMENT OF EDUCATION

Notes to the financial statements for the financial year ended 30 June 2024

20. Current/Non-current liabilities - Other liabilities

	2024 \$'000	2023 \$'000
Current		
Liabilities under transfers to acquire or construct non-financial assets to be controlled by the department	17,668	44,426
Liability for contributions to Treasury Managed Fund	37,263	–
Lease incentive	783	783
	<u>55,714</u>	<u>45,209</u>
Non-current		
Lease incentive	11,555	12,338
	<u>11,555</u>	<u>12,338</u>
Total Other liabilities	<u>67,269</u>	<u>57,547</u>

Reconciliation of financial assets and corresponding liabilities arising from transfers to acquire or construct non-financial assets to be controlled by the department

	2024 \$'000	2023 \$'000
Opening balance of liabilities arising from transfers to acquire/construct non-financial assets to be controlled by the department	44,426	49,602
Add: receipt of cash during the financial year	33,981	70,400
Deduct: income recognised during the financial year	(60,739)	(75,576)
Closing balance of liabilities arising from transfers to acquire/construct non-financial assets to be controlled by the department	<u>17,668</u>	<u>44,426</u>

Refer to Note 3(d) for a description of the department's obligations under transfers received to acquire or construct non-financial assets to be controlled by the department.

The department expects to recognise as revenue any liability for unsatisfied obligations as at the end of the reporting period in the next financial year, as the related asset(s) are constructed/acquired.

DEPARTMENT OF EDUCATION

Notes to the financial statements for the financial year ended 30 June 2024

21. EquityAsset revaluation surplus

The asset revaluation surplus is used to record increments and decrements resulting from the revaluation of non-current assets. This is consistent with the department's policy on the revaluation of property, plant and equipment discussed in Note 12.

Reserves

Separate reserve accounts are recognised in the financial statements only if such accounts are required by specific legislation or Australian Accounting Standards (e.g. asset revaluation surplus).

Accumulated funds

The category 'Accumulated funds' includes all current and prior year retained funds, including those that relate to equity

Increase/(decrease) in net assets from equity transfers

	2024 \$'000	2023 \$'000
Equity transfers		
Land	12,683	-
	<u>12,683</u>	<u>-</u>

In the 2023-24 financial year, the Department of Planning, Housing and Infrastructure transferred land at Allambie Heights to the department. This transfer was accounted for as an equity transfer in accordance with the requirements of NSW Treasury Accounting Policy TPP21-08: Contributions by owners made to wholly-owned Public Sector Entities (TPP21-08). Consistent with TPP21-08, at the time of transfer, the land was recognised at the fair value to the department, being \$12.7 million.

22. Commitments**Capital commitments**

Aggregate capital expenditure for the acquisition of capital work contracted for at balance date and not provided for:

	2024 \$'000	2023 \$'000
Within one financial year	1,063,535	1,539,213
Later than one financial year and not later than five financial years	136,843	512,963
Later than five financial years	-	-
Total (including GST)	<u>1,200,378</u>	<u>2,052,176</u>

The total commitments for expenditure include GST input tax credits of \$109.1 million (2022-23: \$186.6 million) that are expected to be recovered from the Australian Taxation Office.

23. Contingent liabilities and contingent assets**(a) Contingent liabilities**

The department is not aware of any contingent liabilities that are financially material for the purposes of financial statements at 30 June 2024.

(b) Contingent assets

The department committed to rebuild Willyama High School in February 2024 after extensive mould outbreaks were identified following the 2023-24 summer school break. Following verbal agreement with icare on 20 September 2024, the department is entitled to reimbursements from the Treasury Managed Fund for the future rebuild of the school.

The estimated cost of the rebuild is \$139.4 million. While probable there will be an inflow of economic benefits, the rebuilding work is yet to be undertaken and reliable measurement of costs is subject to finalisation of the planned work to be performed.

37

DEPARTMENT OF EDUCATION

Notes to the financial statements for the financial year ended 30 June 2024

24. Budget review

The budgeted amounts are drawn from the original budgeted financial statements presented to Parliament in respect of the reporting period. Subsequent amendments to the original budget (e.g. adjustment for transfer of functions between entities as a result of Administrative Arrangements Orders) are not reflected in the budgeted amounts. Major variances between the original budgeted amounts and the actual amounts disclosed in the financial statements are explained below.

Net result

The department's net result was \$66.0 million higher than the budget for the financial year.

The variance includes higher revenue of \$655.2 million, higher gains of \$334.7 million, and offset by higher expenses excluding losses of \$923.9 million.

The \$923.9 million higher than budget in expenses excluding losses is primarily attributable to the following:

a) employee related expenses are \$1.5 billion higher mainly due to a rise in teacher's salaries year on year due to the award increase, a reduction in vacancy rates, and an increase in employee benefit provisions and on-costs. The budget intended for the teacher award increase to be offset by savings in non-teacher employee related expenses, however, the savings were ultimately delivered through other expense categories.

b) operating expenses are \$350.9 million lower, primarily due to savings in repairs and maintenance, computing hardware purchases and savings achieved to offset teachers wage increases in employee related expenses.

c) grants and subsidies are \$322.5 million lower than budget. The department normally provides grant funding to organisations in parallel with the timing of the associated programs being delivered. Due to delays to programs delivered by the grant recipients, the department has delayed the payments of grants and subsidies.

The \$655.2 million higher revenue is primarily attributable to the following:

a) appropriation is \$444.8 million higher due to higher cash requirements, mainly caused by increased salaries and wages payments.

b) sale of goods and services is \$94.2 million higher due to rising school activities post COVID-19 resulting in increased school related revenue, such as enrolments and tuition fees, subject contributions, and extra-curricular activities.

c) grants and contributions is \$121.8 million lower, mainly due to less grants received for the Rural Access Gap Program from the Digital Restart Fund, as well as deferral of capital programs.

d) acceptance by the Crown of employee benefits and other liabilities is \$102.6 million higher mainly due to the present value adjustments for extended/long service leave caused by changes in salary growth assumptions for the forward years, bond rates and other actuarial factors.

e) other revenue is \$136.1 million higher, mainly due to recovery from insurance claims.

Assets and liabilities

Total assets has increased by \$1.7 billion against budget for the financial year, primarily due to the following:

a) total current assets is \$73.8 million higher mainly due to a higher cash position at year end.

b) total non-current assets have increased by \$1.6 billion due to the comprehensive revaluation of land and interim revaluation of buildings and improvements.

Total liabilities has increased by \$249.0 million against budget, primarily due to the following:

a) total payables is \$87.7 million lower than budget due to decreased capital accruals at year-end.

b) total current provisions is \$338.3 million higher than budget due to higher employee benefit provisions and on-costs.

Cash Flows

Net cash flows from operating activities were higher than budget by \$27.0 million. This is attributable to:

a) receipts being \$1,056.5 million higher than budget primarily due to higher appropriations and other operating receipts including GST refunds, offset by lower grants and other contributions.

b) payments being \$1,029.5 million higher than budget primarily due to higher employee related expenses.

Net cash flows used in investing activities were lower than budget by \$131.5 million, mainly caused by lower than anticipated capital program activities.

38

DEPARTMENT OF EDUCATION

Notes to the financial statements for the financial year ended 30 June 2024

25. Reconciliation of cash flows from operating activities to net result

	2024 \$'000	2023 \$'000
Net cash used in operating activities	2,405,041	2,181,869
Depreciation and amortisation expense	(1,135,243)	(1,071,983)
Allowance for expected credit losses	(1,451)	16,352
Increase/(decrease) in other gains and losses for right-of-use assets	(28)	–
Decrease/(increase) in payables and other liabilities	48,025	23,671
Decrease/(increase) in contract liabilities	6,384	19,057
Decrease/(increase) in provisions	(235,717)	(217,567)
Increase/(decrease) in receivables	(48,882)	9,185
Net gain/(loss) on disposal of property, plant and equipment	73,515	(97,231)
Contributions of assets without consideration	18,578	232
Net result	1,130,222	863,585

26. Non-cash financing and investing activities

	2024 \$'000	2023 \$'000
Contributed assets	18,578	232
Capital accruals	(163,560)	(222,096)
Recognition of right-of-use assets and associated lease liabilities	73,708	42,749
	(71,274)	(179,115)

27. Financial instruments

The department's principal financial instruments are outlined below. These financial instruments arise directly from the department's operations or are required to finance the department's operations. The department does not enter into or trade financial instruments, including derivative financial instruments, for speculative purposes.

The department's main risks arising from financial instruments are outlined below, together with the department's objectives, policies and processes for measuring and managing risk. Further quantitative and qualitative disclosures are included throughout these financial statements.

The Secretary has overall responsibility for the establishment and oversight of risk management, and reviews and agrees on policies for managing each of these risks. Risk management policies are established to identify and analyse the risks faced by the department, to set risk limits and controls and to monitor risks. Compliance with policies is reviewed by the department on a regular basis.

(a) Financial instrument categories

Class	Notes	Category	Carrying Amount 2024 \$'000	Carrying Amount 2023 \$'000
Financial assets:				
Cash and cash equivalents	8	Amortised cost	1,043,529	869,718
Receivables ¹	9	Amortised cost	104,069	73,938
Financial liabilities:				
Payables ²	17	Amortised cost	961,367	1,079,790
Borrowings - Lease liabilities	18	Amortised cost	155,547	159,364

Notes:

¹ Excludes statutory receivables and prepayments (i.e. not within scope of AASB 7 *Financial Instruments: Disclosures*).

² Excludes statutory payables and unearned revenue (i.e. not within scope of AASB 7 *Financial Instruments: Disclosures*).

The department determines the classification of its financial assets and liabilities after initial recognition and, when allowed and appropriate, re-evaluates this at end of each financial year.

DEPARTMENT OF EDUCATION

Notes to the financial statements for the financial year ended 30 June 2024

27. Financial instruments (continued)**(b) Derecognition of financial assets and financial liabilities**

A financial asset (or, where applicable, a part of a financial asset or part of a group of similar financial assets) is derecognised when the contractual rights to the cash flows from the financial assets expire; or if the department transfers its rights to receive cash flows from the asset or has assumed an obligation to pay the received cash flows in full without material delay to a third party under a 'pass-through' arrangement; and either:

- the department has transferred substantially all the risks and rewards of the asset; or
- the department has transferred control but neither transferred nor retained substantially all the risks and rewards of the asset.

A financial liability is derecognised when the obligation specified in the contract is discharged or cancelled or expires. When an existing financial liability is replaced by another from the same lender on substantially different terms, or the terms of an existing liability are substantially modified, such an exchange or modification is treated as the derecognition of the original liability and the recognition of a new liability. The difference in the respective carrying amounts is recognised in the net result.

(c) Offsetting financial instruments

Financial assets and financial liabilities are offset and the net amount is reported in the Statement of Financial Position if there is a currently enforceable legal right to offset the recognised amounts and there is an intention to settle on a net basis, or to realise the assets and settle the liabilities simultaneously.

(d) Financial risks**(i) Credit risk**

Credit risk arises when there is the possibility that the counterparty will default on their contractual obligations, resulting in a financial loss to the department. The maximum exposure to credit risk is generally represented by the carrying amount of the financial assets (net of any allowance for credit losses or allowance for impairment).

Credit risk arises from the financial assets of the department, including cash, receivables and authority deposits. No collateral is held by the department. The department has not granted any financial guarantees.

Credit risk associated with the department's financial assets, other than receivables, is managed through the selection of counterparties and establishment of minimum credit rating standards.

The department considers a financial asset in default when contractual payments are 180 days past due. However, in certain cases, the department may also consider a financial asset to be in default when internal or external information indicates that the department is unlikely to receive the outstanding contractual amounts in full before taking into account any credit enhancements held by the department.

Cash and cash equivalents

Cash comprises cash on hand and bank balances within the NSW Treasury Banking System. Although interest is earned on daily bank balances at the monthly average NSW TCorp 11am unofficial cash rate, adjusted for a management fee to NSW Treasury. NSW Treasury retains this revenue and does not pass it on to the department. Interest is earned on schools' bank account balances at the Reserve Bank of Australia (RBA) cash rate. This revenue is retained in the schools' bank account.

DEPARTMENT OF EDUCATION

Notes to the financial statements for the financial year ended 30 June 2024

27. Financial instruments (continued)**(d) Financial risks (continued)****(i) Credit risk (continued)****Accounting policy for impairment of trade receivables and other financial assets**Receivables - trade receivables

All trade receivables are recognised at the amounts receivable at balance date. Collectability of trade receivables is reviewed on an ongoing basis. Procedures as established in the Treasurer's Directions are followed to recover outstanding amounts, including letters of demand.

The department applied the AASB 9 simplified approach to measuring expected credit losses which uses a lifetime expected loss allowance for all trade receivables. The department's trade receivables do not include a significant financing component, and as such the simplified approach is applied. AASB 9 requires the department to calculate the expected credit loss and apply this to the department's unimpaired trade receivables.

To measure the credit losses, trade receivables have been grouped based on shared credit risk characteristics and the days past due.

The expected credit loss rates are based on historical observed loss rates. The historical loss rates are adjusted to reflect current and forward-looking information on macroeconomic factors affecting the ability of the customers to settle the receivables. In financial year 2023-24, the department reviewed macro-economic data published by the Australian Bureau of Statistics for indications of economic deterioration in NSW and Australia. The department has identified the Australian unemployment rate and NSW business revenue projections to be the most relevant factors, and accordingly adjusted the historical loss rates based on expected changes in these factors.

Trade receivables are written off when there is no reasonable expectation of recovery. Indicators that there is no reasonable expectation of recovery include, amongst others a failure to make contractual payments for a period of greater than 180 days past due.

The loss allowance for trade receivables and lease receivables as at 30 June was determined as follows:

	Current	< 3 months	3 - 6 months	> 6 months	Total
30 June 2024					
Expected credit loss rate	0.11%	4.51%	30.61%	58.88%	N/A
Estimated total gross carrying amount (\$'000)	18,882	9,610	1,568	8,910	38,970
Expected credit loss (\$'000)	21	433	480	5,246	6,180
30 June 2023					
Expected credit loss rate	0.27%	1.65%	30.90%	47.38%	N/A
Estimated total gross carrying amount (\$'000)	32,316	2,967	1,534	8,693	45,510
Expected credit loss (\$'000)	87	49	474	4,119	4,729

Note:

The ageing analysis excludes statutory receivables and prepayments, as these are not within the scope of AASB 7 *Financial Instruments: Disclosures*. Therefore, the 'total' will not reconcile to the Total Receivables in Note 9.

The department is not materially exposed to concentrations of credit risk to a single trade debtor or group of debtors as at 30 June 2024 and 2023. Most of the department's debtors have a good credit rating.

DEPARTMENT OF EDUCATION

Notes to the financial statements for the financial year ended 30 June 2024

27. Financial instruments (continued)**(d) Financial risks (continued)****(ii) Liquidity risk**

Liquidity risk is the risk that the department will be unable to meet its payment obligations when they fall due. The department continuously manages risk through monitoring future cash flows and maturities planning to ensure adequate holding of high quality liquid assets.

The department's exposure to liquidity risk is deemed insignificant based on prior periods' data and current assessment of risk, noting the State of New South Wales continues to provide financial support based on the Appropriation Act.

Liabilities are recognised for amounts due to be paid in the future for goods or services received, whether or not invoiced. Amounts owing to suppliers (which are unsecured) are settled in accordance with the policy set out in NSW Treasury Circular TC 11-12 *Payment of Accounts*. For small business suppliers, where terms are not specified, payment is made no later than 30 days from date of receipt of a correctly rendered invoice. For other suppliers, if trade terms are not specified, payment is made no later than the end of the month following the month in which an invoice or a statement is received. For small business suppliers, where payment is not made within the specified time period, simple interest must be paid automatically unless an existing contract specifies otherwise. For payments to other suppliers, the Secretary (or a person appointed by the Secretary of the department) may automatically pay the supplier simple interest.

The table below summarises the maturity profile of the department's financial liabilities, together with the interest rate exposure.

Maturity analysis and interest rate exposure of financial liabilities (\$'000)

	Interest rate exposure				Maturity dates			
	Weighted average effective int. rate	Nominal amount ¹	Fixed interest rate	Variable interest rate	Non-interest bearing	< 1 yr	1-5 yrs	> 5 yrs
2024								
Payables: ²								
and on-costs	--	292,132	--	--	292,132	292,132	--	--
Creditors	--	654,263	--	--	654,263	654,263	--	--
Borrowings:								
Lease liabilities	3.77%	185,169	185,169	--	--	26,957	82,459	75,753
2023								
Payables: ²								
Accrued salaries, wages and on-costs	--	279,758	--	--	279,758	279,758	--	--
Creditors	--	793,479	--	--	793,479	793,479	--	--
Borrowings:								
Lease liabilities	4.02%	193,752	193,752	--	--	27,121	76,139	90,492

Notes:

¹ The amounts disclosed are the contractual undiscounted cash flows of each class of financial liabilities based on the earliest date on which the department can be required to pay. The table includes both interest and principal cash flows and therefore will not reconcile to the Statement of Financial Position.

² The amounts disclosed exclude statutory payables and unearned revenue (not within scope of AASB 7).

DEPARTMENT OF EDUCATION
Notes to the financial statements for the financial year ended 30 June 2024

27. Financial instruments (continued)

(d) Financial risks (continued)

(iii) Market risk

Market risk is the risk that the fair value or future cash flows of a financial instrument will fluctuate because of changes in market prices. The department's exposure to market risk is minimal and arises primarily through interest rate risk on the department's borrowings (lease liabilities) and bank deposits. The department has minimal exposure to foreign currency risk and does not enter into commodity contracts.

The effect on profit and equity due to a reasonably possible change in risk variable is outlined in the information below, for interest rate risk and other price risk. A reasonably possible change in risk variable has been determined after taking into account the economic environment in which the department operates and the time frame for the assessment (i.e. until the end of the next annual reporting period). The sensitivity analysis is based on risk exposures in existence at the Statement of Financial Position date. The analysis is performed on the same basis as for financial year 2022-23. The analysis assumes that all other variables remain constant.

The department does not account for any fixed rate financial instruments at fair value through profit or loss or at fair value through comprehensive income or available-for-sale. Therefore, for these financial instruments, a change in interest rates would not affect the carrying value or interest paid/earned. A reasonably possible change of +/- 1% is used, consistent with current trends in interest rates (based on official RBA interest rate volatility over the last five financial years). The basis will be reviewed annually and amended where there is a structural change in the level of interest rate volatility.

The following table demonstrates the sensitivity to a reasonably possible change in interest rates:

	2024 \$'000		2023 \$'000	
	-1%	+1%	-1%	+1%
Net result	(8,880)	8,880	(7,104)	7,104
Equity	(8,880)	8,880	(7,104)	7,104

(e) Fair value measurement

(i) Fair value compared to carrying amount

There is no difference between the fair value and carrying amount of the department's financial instruments during financial years 2023-24 and 2022-23.

(ii) Fair value recognised in the Statement of Financial Position

Management assessed that cash, trade receivables, trade payables and other current liabilities approximate their fair value, largely due to the short-term maturities of these instruments.

The department did not have financial assets at fair value through profit or loss or at fair value through comprehensive income or available-for-sale in financial years 2023-24 and 2022-23.

DEPARTMENT OF EDUCATION
Notes to the financial statements for the financial year ended 30 June 2024

28. Related party disclosures

(a) Compensation paid to Key Management Personnel

Key Management Personnel (KMP) are those persons having authority and responsibility for planning, directing and controlling the activities of the department, directly or indirectly. This includes the department's portfolio Ministers and members of the department's Executive.

Compensation details for the portfolio Ministers are reported in the NSW General Government and Total State Sector's financial statements. Total compensation for the department's Executive is set out below.

	2024 \$'000	2023 \$'000
<i>Employee benefits</i>		
Short-term	5,148	5,677
Other long-term	1,643	624
Termination	614	456
Total compensation	7,405	6,757

(b) Transactions with related parties

Related party transactions include transactions with:

- other NSW government controlled entities;
- KMP of the department as described in Note 28(a) and their close family members;
- Ministers and their close family members; and
- entities in which KMP, Ministers or their close family members have a controlling interest.

(i) Transactions with NSW government controlled entities

The department transacted with a number of NSW government entities as part of its normal operations during the financial year. Significant transactions include:

Entity	Nature of transaction	2024 \$'000		2023 \$'000	
		Transaction value income/ (expenses)	Net receivable/ (payable)	Transaction value income/ (expenses)	Net receivable/ (payable)
The Crown	Appropriations received from Consolidated Fund.	22,910,078	--	21,899,488	--
	Employee benefits assumed by the Crown.	621,114	--	549,591	--
Department of Customer Service	Grant received for Digital Restart funding.	51,979	123	97,598	70
Education portfolio agencies	Grant payments to Education portfolio agencies, mainly include:				
	• TAFE NSW	(1,694,502)	--	(1,728,696)	(1,373)
	• NSW Education Standards Authority	(203,086)	16	(127,993)	--
	• Skills Board	--	65	(1,303)	--
Insurance and Care NSW (iCare)	Payments to iCare Treasury Managed Fund Scheme.	(165,522)	(966)	(109,957)	(409)
	Recoveries from iCare Treasury Managed Fund Scheme.	225,093	--	189,745	28
Infrastructure NSW	Grant received for capital works under the Restart NSW Fund Act 2011.	(18,916)	36	20,798	26
Ministry of Health	COVID-19 personal protective equipment and rapid antigen tests.	2,117	--	110,847	--
Other public sector agencies	Grants and other contributions.	49,505	--	48,909	--
	Grants through department funding programs.	(101,277)	--	(88,080)	--

(ii) Other related party transactions

There has been no other related party transactions identified in the current financial year. During the 2022-23 financial year, the spouse of a former Cabinet Minister was employed as a Band 1 executive by the department. The employment was on a full-time basis and a total of \$246 thousand (inclusive of superannuation) was compensated in the 2022-23 financial year. This Cabinet Minister ceased to hold office in March 2023.

DEPARTMENT OF EDUCATION

Notes to the financial statements for the financial year ended 30 June 2024

29. Events after the financial year**Teachers' Award negotiations**

In September 2024, the department commenced negotiations on the new Teachers' Award that is proposed will apply for the next three years commencing in October 2024.

Once the Teachers' Award is finalised, employee benefits and related on-costs will be adjusted in the department's 2024-25 financial statements. It is not possible to estimate the financial effect of the impact to employee benefits and related on-costs until negotiations have concluded.

Proposed department restructures

Subsequent to 30 June 2024, the department communicated its intention to undertake functional alignment restructures in certain divisions. Implementation has not yet commenced and two of the proposed restructures are currently subject to dispute brought by the Public Service Association of New South Wales. In accordance with AASB 137 *Provisions, Contingent Liabilities and Contingent Assets*, no provision has been recognised and no contingent liability has been disclosed as at 30 June 2024. It is not possible to estimate the financial effect of the proposed restructures until completion of consultation with affected staff and finalisation of the proposed restructures.

Willyama High School rebuild

Following verbal agreement with icare on 20 September 2024, the department is entitled to reimbursements from the Treasury Managed Fund for the future rebuild of Willyama High School. The estimated cost of the rebuild is \$139.4 million. Refer to Note 23 for further information.

End of audited financial statements.

45

Index

A

About us, 8

Acknowledgement of Country, 2

Audit and Risk Committee, 58

C

Child Safe Standards, 57

Consultants, 60

Contact us, 228

Controlled entities, 177

E

Economic or other factors, 177

Establishment, change and closure of schools, 41

Events arising after the end of the annual reporting period, 226

External costs of producing the annual report, 229

F

Financial highlights, 176

Financial performance, 175

Financial statements, 182

G

Grants to non-government organisations, 62

H

Human resources, 47

I

Independent Auditor's Report, 178

Internal Audit and Risk Management Attestation Statement, 59

L

Land disposal, 35

Legislation and legal change, 52

Letter of submission to the Ministers, 3

M

Machinery of government costs, 177

Management and accountability, 45

Major capital works, 36

N

National education reforms, 61

O

Operations and performance, 23

Organisational chart, 16

Our commitment to sustainability, 166

Our leadership group, 17

Our people, 14

Our Plan for NSW Public Education, 19, 20, 26

Our students and community, 10

Our year in review, 24

Overseas travel, 51

Oversight of financial assistance to non-government schools, 61

Overview, 7

P

Privacy and personal information protection, 57

Procurement practices and modern slavery, 173

Public access to government information, 53

R

Research and development, 42

Risk management, internal audit and insurance activities, 58

S

Secretary's foreword, 5

Senior executives, 46

Strategy, 18

Sustainability, 165

W

Website the report may be accessed, 229

Work health and safety, 172

Workforce culture, 169

Workforce diversity, 170

Contact us

The NSW Department of Education is located at 105 Phillip Street, Parramatta NSW 2150

Post: GPO Box 33, Sydney NSW 2001

Phone: 1300 679 332

Website: education.nsw.gov.au

Find contacts throughout the department at education.nsw.gov.au/about-us/contact-department

Follow us at:

Facebook: facebook.com/NSWDepartmentofEducation

Instagram: instagram.com/nsweducation

X (Twitter): x.com/nsweducation

LinkedIn: linkedin.com/company/nsw-department-of-education


YouTube: youtube.com/c/nswdepartmentofeducation


The NSW Department of Education's 2023-24 annual report is available on the department's website: education.nsw.gov.au/about-us/strategies-and-reports/annual-reports


The department will make the report available in other formats on request.

The department did not incur any external costs in producing this report.

Say hello

 @NSWDepartmentofEducation

 @NSWEducation

 @NSWEducation

education.nsw.gov.au

© November 2024
NSW Department of Education
ISSN: 2206-0170

